



# SPECIAL RELEASE

## Construction Statistics from Approved Building Permits South Cotabato, Second Quarter 2021

*\*Preliminary Results*

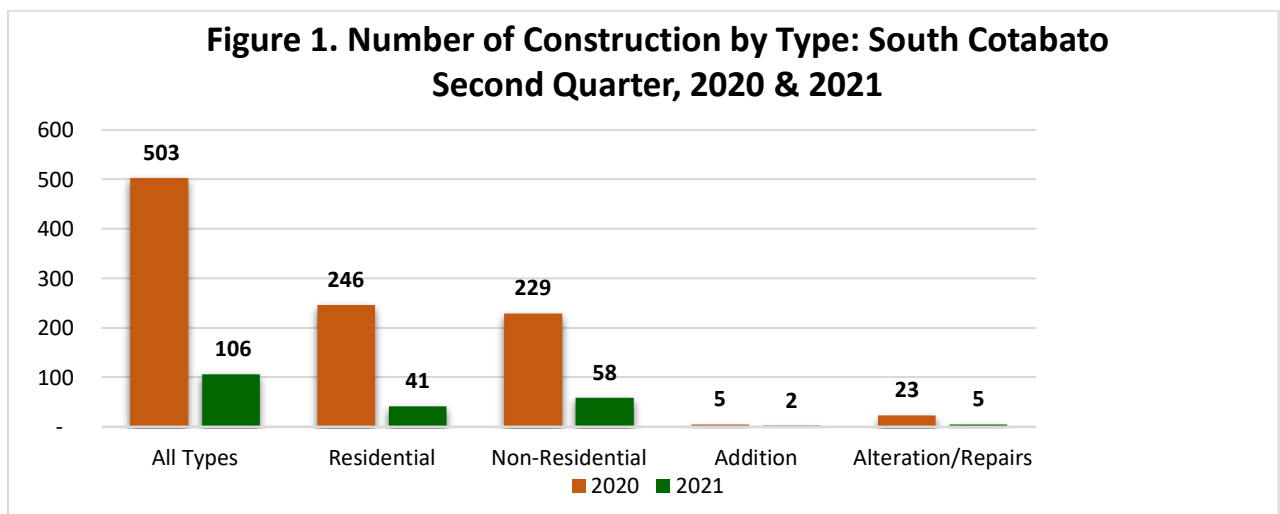
Date of Release: 30 August 2022

Reference No.: 2022 SR - R1263 – 005

### The number of construction decreases in the second quarter of 2021

The number of construction statistics for the second quarter of 2021 decreases by 78.93 percent compared to those issued in the same period in 2020 based on the approved building permits. Residential construction posted an 83.33 percent decrease from 246 to 41 projects while non-residential posted a decrease of 74.67 percent from 229 to 58 were recorded this quarter.

Figure 1 compares the number of constructions by type for the second quarter of 2020 and 2021.

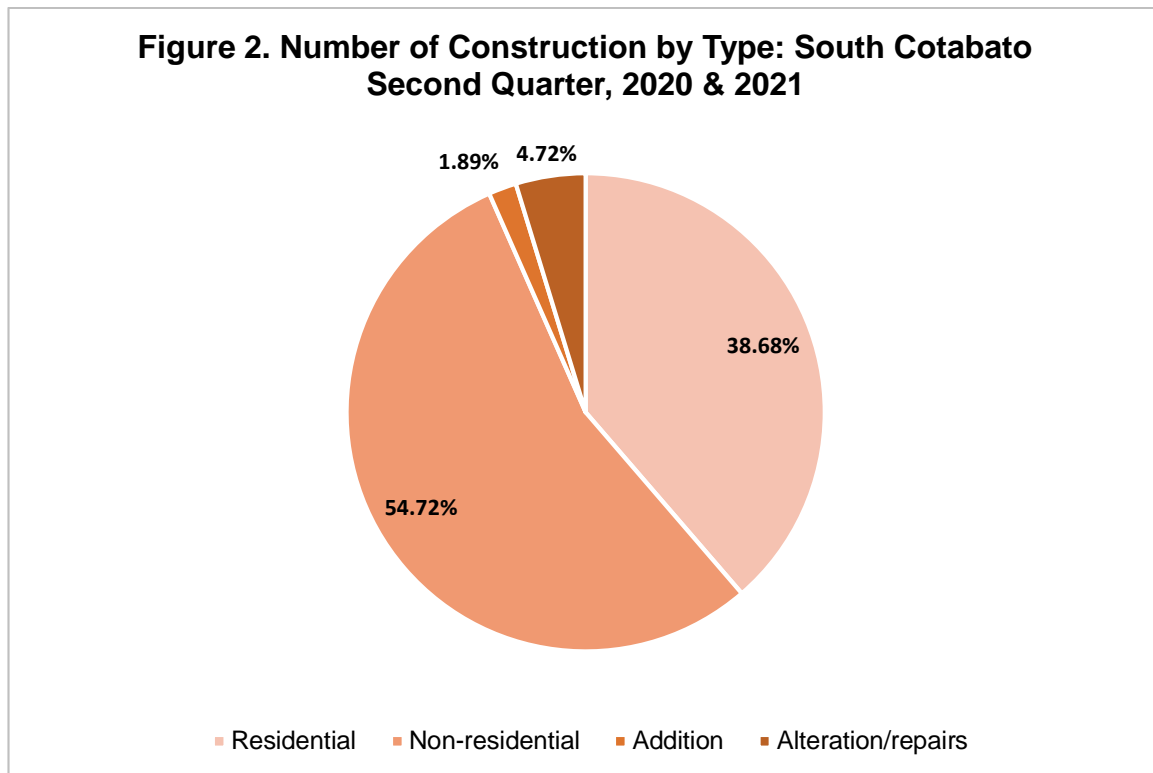


Source: Philippine Statistics Authority, Construction Statistics from Approved Building Permits

The province's total number of constructions generated from approved building permits for the second quarter of 2021 totalled to 106. Non-residential constructions

recorded the highest share with 58 approved building permits or 54.72 percent share of the total. This was followed by residential constructions with 41 or 38.68 percent, 5 alteration and repair (4.72 percent), and 2 addition to existing structures (1.89 percent).

Figure 2 shows the percentage share of number of constructions by type for the second quarter of 2021.



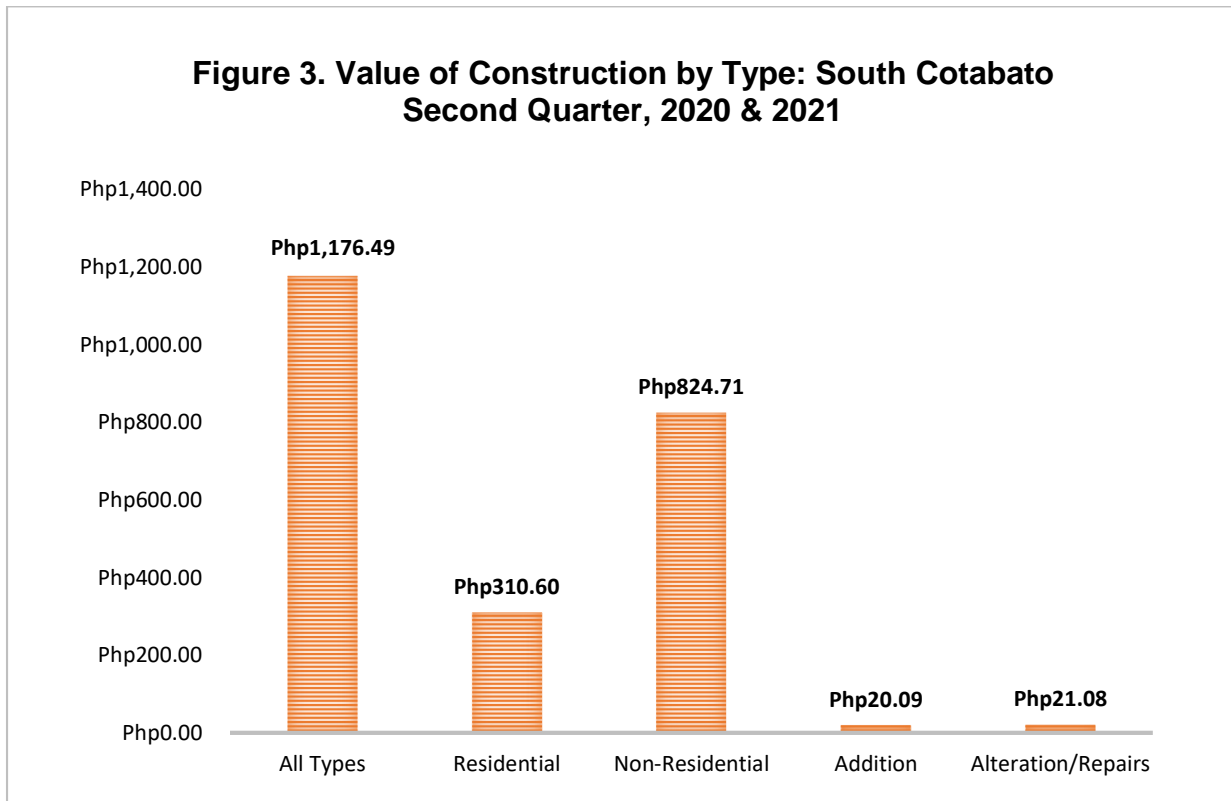
Source: Philippine Statistics Authority, Construction Statistics from Approved Building Permits

### **Total value of construction amounts to PHP 1,176.49 million**

Total value of construction from approved building permits during the second quarter of 2021 amounted to PHP1,176.49 million, an increase of 82.0 percent from PHP208.26 million recorded during the same quarter in 2020.

Non-residential constructions had the highest total value of construction at PHP824.71 million or 70.10 percent of the total value of construction for the quarter, followed by residential constructions with a total value of PHP310.60 million or 26.40 percent. Construction value of alteration and repair was estimated at PHP21.08 million or 1.79 percent, and addition of existing structures was valued PHP20.09 million or 1.71 percent of the total construction value for the quarter.

Figure 3 shows the aggregate value of construction by type for the second quarter of 2021.



Sources: Philippine Statistics Authority, Construction Statistics from Approved Building Permits

### **Average cost of residential-type building is PHP 8,907 per square meter**

Total value of residential construction in second quarter of 2021 was estimated at PHP310.60 million with a total floor area of 34,870 square meters, which translates to an average cost of PHP8,907 per square meters. This figure is lower than the average cost of PHP9,823 per square meter recorded in the same period in 2020.

Among the residential constructions, single-type houses recorded the most number with 231 constructions or 94.0 percent of the total. Total value of constructions for this type was estimated at PHP286.62 million with a total floor area of 31,977 square meters, resulting to an average cost of PHP8,963 per square meter.

**Average cost of non-residential type building is PHP6,719 per square meter**

Total value of non-residential construction in second quarter of 2021 was estimated at PHP824.71 million with a total floor area of 122,735 square meters, which translates to an average cost of PHP6,719 per square meter. This figure is lower than the PHP7,961 per square meter in the same period in 2020.

Commercial-type building dominated all other types of non-residential constructions with 170 constructions or 74.0 percent of the total. Value of constructions for this type amounted to PHP456.60 million with a total floor area of 64,113 square meters or an average cost of PHP7,122 per square meter.

  
**JILMAR F. GRECIA**  
Chief Statistical Specialist