



JANUARY 2020 EMPLOYMENT SITUATION IN SOCCSKSARGEN REGION (Final Results)

SPECIAL RELEASE

Date of Release: 20 October 2020
Reference No.R12-SR2019-052

Labor Force Survey (LFS)

The Labor Force Survey (LFS) is a quarterly survey of households conducted nationwide by the PSA to gather data on the demographic and socio-economic characteristics of the population. It adopted the 2013 Master Sample Design, with a sample size of approximately 44,000 households. The PSA makes use of the Computer Aided Personal Interviewing (CAPI) in the field enumeration through tablets which started last January 2017 round of LFS.

It aims to provide a quantitative framework for the preparation of plans and formulation of policies affecting the labor market.

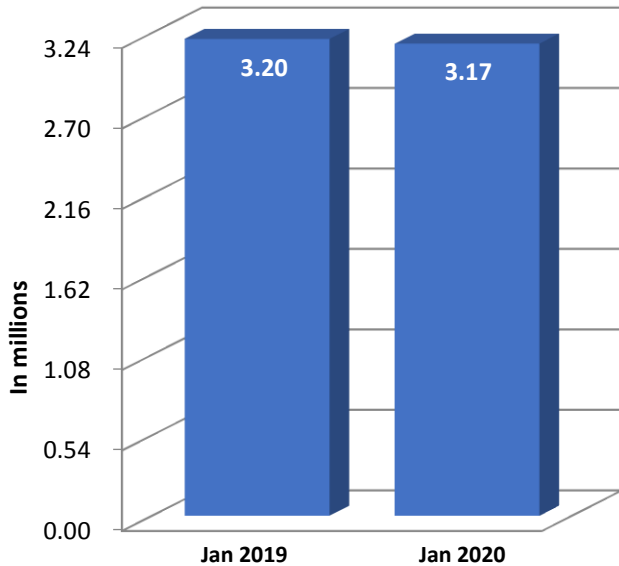
Specifically, the survey is designed to provide statistics on levels and trends of employment, unemployment and underemployment for the country, as a whole, and for each of the administrative regions.

Population 15 Years Old and Over & Labor Force Participation Rate (LFPR)

The population 15 years and over in SOCCSKSARGEN Region reached 3.17 million in January 2020, about 31 thousand lower compared to previous year's 3.19 million. These constituted about 4.4 percent to the 72.84 million population 15 years old and over nationwide. The Labor Force Participation Rate (LFPR) rose from 2.03 million in January 2019 to about 2.07 million in 2020, an increase of 2.1 percent or about 43.9 thousand individuals added to the labor force recorded last year. LFPR in January 2020 was pegged at 65.4 percent, a little higher than the 63.3 percent recorded a year ago.

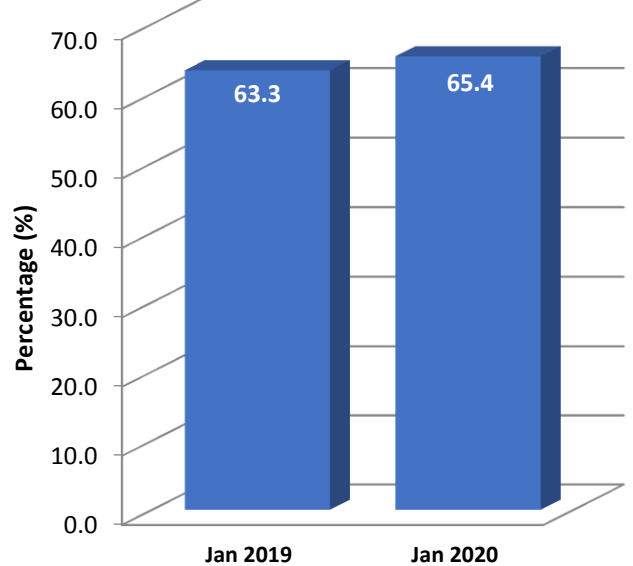


Fig. 1 Total Population 15 Years Old and Over, Region XII: January 2019 & January 2020



Source: Philippine Statistics Authority

Fig. 2 Labor Force Participation Rate, Region XII: January 2019 & January 2020

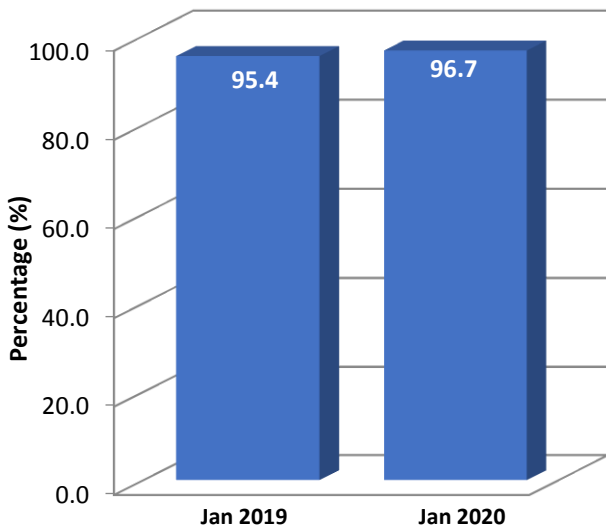


Source: Philippine Statistics Authority

Employed Persons

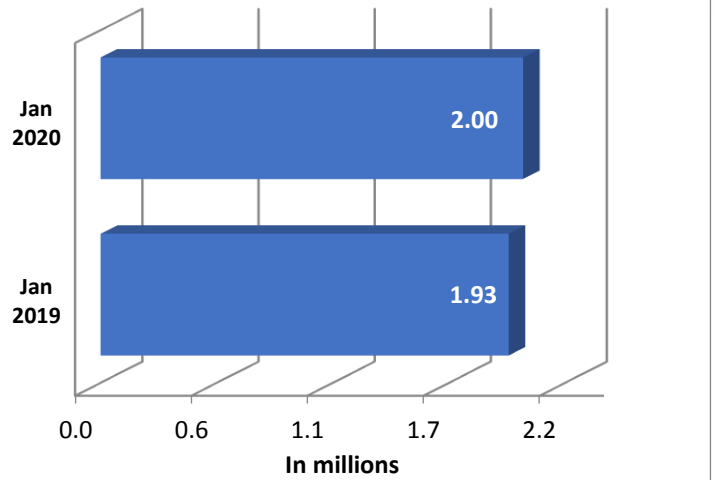
Of the total 2.07 million work force of SOCCSKSARGEN Region in January 2020, around 96.7 percent or roughly 2.00 million individuals were employed or at work. It increased by about 67.82 thousand or 3.4 percent higher compared to the January 2019 estimates. Also, employment rate was higher by 1.3 percentage points compared to the 95.4 percent estimated in January of last year.

Fig. 3. Employment Rate, Region XII: January 2019 & January 2020



Source: Philippine Statistics Authority

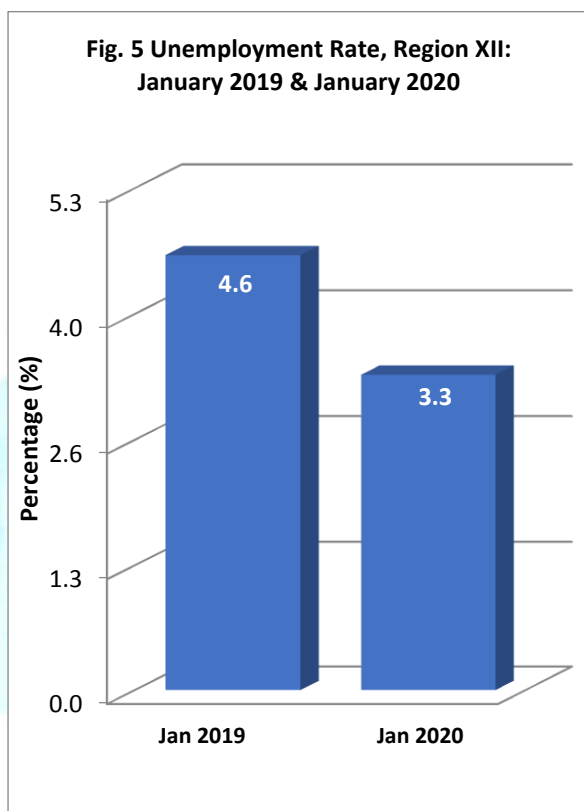
Fig. 4 Total Employed Persons, Region XII: January 2019 & January 2020



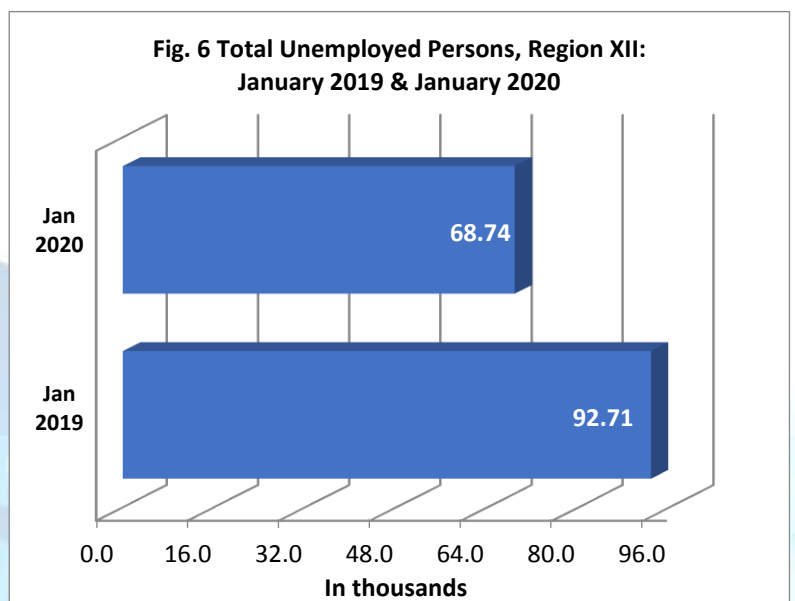
Source: Philippine Statistics Authority

Unemployed Persons

With over 2 million total work force in January 2020 in the region, the unemployed persons or persons who were without work, seeking for work and/or currently available for work during this period decreased to 3.3 percent from 4.6 percent the previous year. This translated to about 68.74 thousand unemployed persons in January 2020 were, unemployed persons 23.97 thousand persons lower compared to the last year estimates of roughly 92.71 thousand.



Source: Philippine Statistics Authority



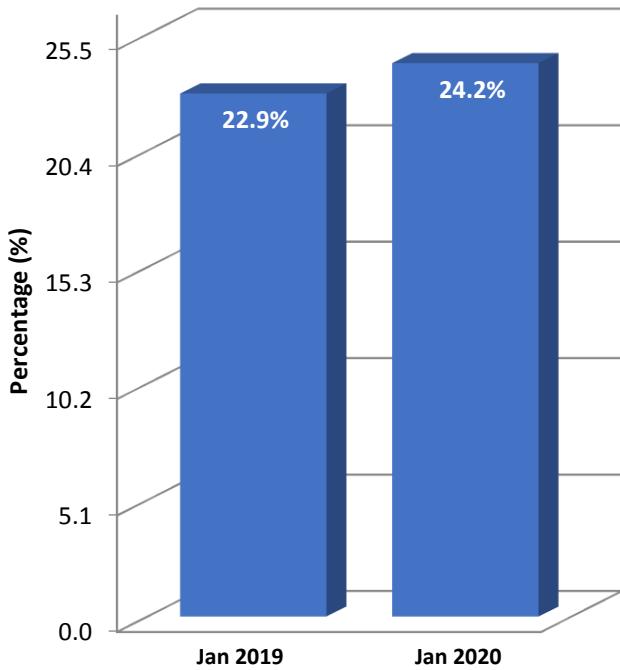
Source: Philippine Statistics Authority

Underemployed Persons

Underemployment rate was estimated at 24.2 percent, higher than the 22.9 percent recorded in January of the previous year. This represents an increase of 58.66 thousand persons from the 443.02 thousand recorded in January 2019 to 501.67 thousand in 2020. Underemployed persons are employed persons who express desire to have additional hours of work in their present job, or an additional job, or to have a new job with longer working hours.

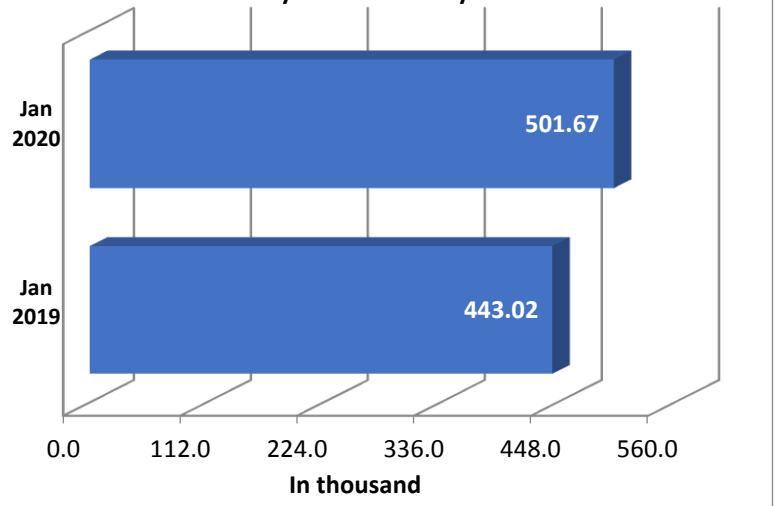


**Fig. 7 Underemployment Rate, Region XII:
 January 2019 & January 2020**



Source: Philippine Statistics Authority

**Fig. 8 Total Underemployed Persons, Region XII:
 January 2019 & January 2020**



Source: Philippine Statistics Authority

Notes:

- Details may not add up due to rounding.
- Based on the final results of the 2019 and 2020 January Round Labor Force Survey (LFS) .

Definition of Terms

Labor Force Participation Rate (LFPR) - refers to persons 15 years old and over who are either employed or unemployed.

Population 15 Years Old and Over - refers to number of population 15 years old and over excluding overseas workers.

Employed - Employed persons include all those who, during the reference period are 15 years old and over as of their last birthday and are reported either at work or with a job but not at work.





REPUBLIC OF THE PHILIPPINES
PHILIPPINE STATISTICS AUTHORITY
SOCCKSARGEN REGION

Underemployed – Underemployed persons include all employed persons who express the desire to have additional hours of work in their present job, or an additional job, or to have a new job with longer working hours.

Unemployed - Unemployed persons include all those who, during the reference period, are 15 years old and over as of their last birthday and reported as: a) Without work, b) Currently available for work, and c) Seeking work.

Approved for Release:



ATTY. MAQTAHAR L. MANULON, CESO V
Regional Director, PSA-RSSO XII

For inquiries, please contact:

MA. EILEEN A. BERDEPRADO/MUJAHID J. JAJI
Statistical Operations and Coordination Division (SOCD), PSA – RSSO XII
Telephone Number (064) 557-2416 / (064) 421-2827



2/F Elena V. Co Building, Don Rufino Alonzo St., Cotabato City 9600
Telefax: (064) 421-2827, Telephone: (064) 557-2416
E-mail: psadose@gmail.com
<https://rso12.psa.gov.ph>