



Republic of the Philippines

Philippine Statistics Authority

SOCCKSARGEN REGION

SPECIAL RELEASE

Date of Release: 06 January 2020

Reference No. R12-SR2020-001

FISHERIES SITUATION IN SOCCKSARGEN

Fisheries production up by 3.7 percent in the third quarter of 2019

The total fisheries production of SOCCKSARGEN Region during the third quarter of 2019 was estimated at 74,290.32 metric tons. Fisheries production in the region increased by 3.7 percent compared with the 71,615.28 metric tons produced during the same period in 2018. The rise was brought about by the increases in the volume of commercial and aquaculture fisheries production. Municipal fisheries production, however, posted a decrease during the period.

Table 1. Volume of Fisheries Production by Subsector:
SOCCKSARGEN, 3rd Quarter 2018 and 2019 (in metric tons)

Subsector	2018 3rd Quarter	2019 3rd Quarter
Total fisheries	71,615.28	74,290.32
Commercial Fisheries	60,462.26	63,191.72
Municipal Fisheries	8,080.69	6,099.96
Marine Municipal Fisheries	2,740.81	2,463.32
Inland Municipal Fisheries	5,339.88	3,636.64
Aquaculture	3,072.33	4,998.64

Accounting for about 85.1 percent share to the total, commercial fisheries production was estimated at 63,191.72 metric tons in the third quarter of 2019 from 60,462.26 metric tons in the same period of 2018; equivalent to 4.5 percent or 2,729.46 metric tons increase between the two periods was noted. With a total production of 4,998.64 metric tons, aquaculture fisheries production also increased during the third quarter of 2019. Aquaculture fisheries production in the same period of 2018 was 3,072.33 metric tons; thus, resulting to an increase of about 62.7 percent. Aquaculture fisheries accounted for 6.7 percent to the total fisheries production in the region. The increase in aquaculture fisheries production can be partly attributed to the increase of tilapia harvested during the quarter due to a higher demand from local market and from other provinces (Davao, Bukidnon, Cagayan de Oro and others) and increased production of P. Vannamei due to local market demand and shipment to Manila and Cebu.



Management System
ISO 9001:2015
Cert. Reg. No.
01 100 1734754/18
www.tuv.com
ID 9108640981

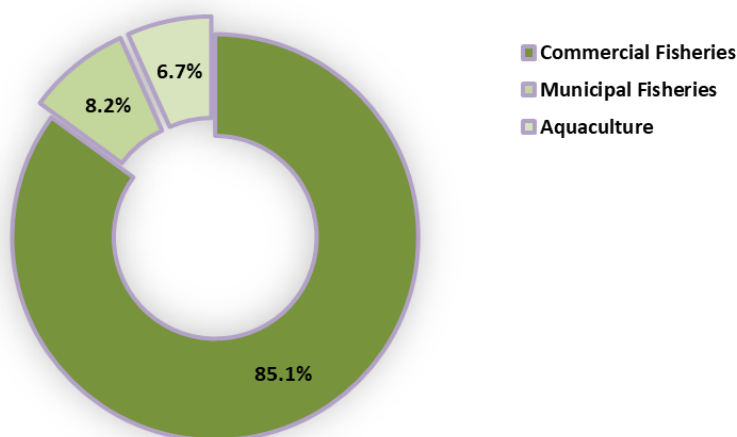


2/F Elena V. Co Building, Don Rufino Alonzo St., Cotabato City 9600
Telefax: (064) 421-2827, Telephone: (064) 557-2416
E-mail: psadose@gmail.com
<https://rso12.psa.gov.ph>



Municipal fisheries production in the third quarter of 2019 was estimated at 6,099.96 metric tons, a decrease of about 24.5 percent from the 8,080.69 metric tons of production in the same period of 2018. Municipal fisheries production accounted for about 8.2 percent of the total fisheries production in the region. The decrease in the municipal fisheries production was due to the decrease in both inland and marine municipal fishing production. Inland municipal fisheries registered a production of 3,636.64 metric tons, a decrease of 31.9 percent from its 5,339.88 metric tons figure in the same period of 2018. Marine municipal fisheries recorded a 2,463.32 metric tons production and also registered a decrease of 10.1 percent compared to its production of 2,740.81 metric tons in the same period of 2018.

Figure 1. Percent Distribution of Fisheries Production by Subsector: SOCCSKSARGEN, 3rd Quarter 2019

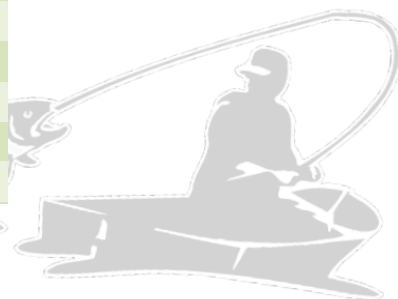


Production of Skipjack reached 54,860.72 metric tons

Among various fish species, Skipjack (Gulyasan) had the largest production in the third quarter of 2019. It was estimated at 54,860.72 metric tons; an increase of 16.0 percent from the 47,302.31 metric tons in the same period of 2018. Skipjack accounted for 73.8 percent of the total fisheries production in the region during the period.

Table 2. Top 10 Fish Species by Volume of Production: SOCCSKSARGEN, 3rd Quarter 2019 (in metric tons)

Specie	Production
Skipjack (Gulyasan)	54,860.72
Yellowfin tuna (Tambakol/Bariles)	6,303.11
Tilapia	2,618.42
Roundscad (Galunggong)	1,777.41
Frigate tuna (Tulingan)	814.83
Carp	744.02
Milkfish	701.65
Mudfish	622.33
Catfish	509.88
Squid (Pusit)	379.01





Republic of the Philippines

Philippine Statistics Authority
SOCCSKSARGEN REGION

The production of Yellowfin tuna (Tambakol/Bariles) was estimated at 6,303.11 metric tons which accounted for about 8.5 percent of the total production in the third quarter of 2019. Its production grew by 26.1 percent from the 4,999.02 metric tons of production in the same period of 2018.

The percentage share of other species to the total fisheries production were as follows: Tilapia – 3.5 percent, Roundscad (Galunggong) – 2.4 percent, Frigate Tuna (Tulingan) – 1.1 percent, Carp – 1.0 percent, Milkfish – 0.9 percent, Mudfish – 0.8 percent, Catfish – 0.7 percent, and Squid (Pusit) – 0.5 percent.

Value of fisheries production reached ₱6,687.05 Million

The total value of fisheries production reached ₱6,687,052,190 in the third quarter of 2019, an increase of 10.8 percent from ₱6,035,399,770 in the second quarter of 2018. Both Commercial fisheries and Aquaculture posted an increase in the value of production at 7.5 percent and 85.3 percent, respectively. Municipal fisheries, on the other hand, posted a decrease of 17.8 percent.

Table 3. Value of Fisheries Production by Subsector:
SOCCSKSARGEN, 3rd Quarter 2018 and 2019 (in thousand pesos)

Subsector	2018 3rd Quarter	2019 3rd Quarter
Total Fisheries	6,035,399.77	6,687,052.19
Commercial Fisheries	4,977,951.24	5,352,643.33
Municipal Fisheries	606,249.61	498,329.67
Aquaculture	451,198.92	836,079.19

Approve for release:


ENGR. BELINDA R. PENUELA
OIC - Regional Director

For inquiries, please contact:


MA. EILEEN A. BERDEPRADO/FAHMUDIN A. SALILAGIA
Statistical Operations and Coordination Division, PSA-RSSO XII
Telephone Number (064) 557-2416



Management System
ISO 9001:2015
Cert. Reg. No.
01 100 1734754/18
www.tuv.com
ID 9108640991



2/F Elena V. Co Building, Don Rufino Alonzo St., Cotabato City 9600
Telefax: (064) 421-2827, Telephone: (064) 557-2416
E-mail: psadose@gmail.com
<https://rso12.psa.gov.ph>





Republic of the Philippines

Philippine Statistics Authority
SOCCSKSARGEN REGION

TECHNICAL NOTES

Data on Fisheries Statistics are derived from quarterly survey on commercial, municipal and aquaculture fisheries conducted by the Philippine Statistics Authority.

Fisheries - all activities relating to the act or business of fishing, culturing, preserving, processing, marketing, developing, conserving and managing aquatic resources and the fishery areas including the privilege to fish or take aquatic resources thereof (RA 8550).

Commercial Fisheries - fisheries subsector which covers fishing operations in marine waters beyond 15 kilometers from the shoreline by fishing boats with more than three (3) gross tons.

Municipal Fisheries - fisheries subsector which covers fishing operations performed in marine waters within 15 kilometers from the shoreline using fishing vessels of three (3) gross tons or less, or fishing not requiring the use of fishing vessels. It is further categorized into Marine and Inland Fish Production.

Aquaculture Fisheries - fisheries subsector which involves propagation and culturing of fish and other fishery species in farming facility such as fishpond, fish pen and fish cage. It also includes oyster, mussel and seaweed culture.

Volume of Production - the total weight in metric tons of the species from commercial, municipal, aquaculture and inland fisheries.

Value of Production - the total price in thousand pesos of the species from commercial, municipal, aquaculture and inland fisheries.



Management System
ISO 9001:2015
Cert. Reg. No.
01 100 1734754/18
www.tuv.com
ID 9108640991



2/F Elena V. Co Building, Don Rufino Alonzo St., Cotabato City 9600
Telefax: (064) 421-2827, Telephone: (064) 557-2416
E-mail: psadose@gmail.com
<https://rso12.psa.gov.ph>

