



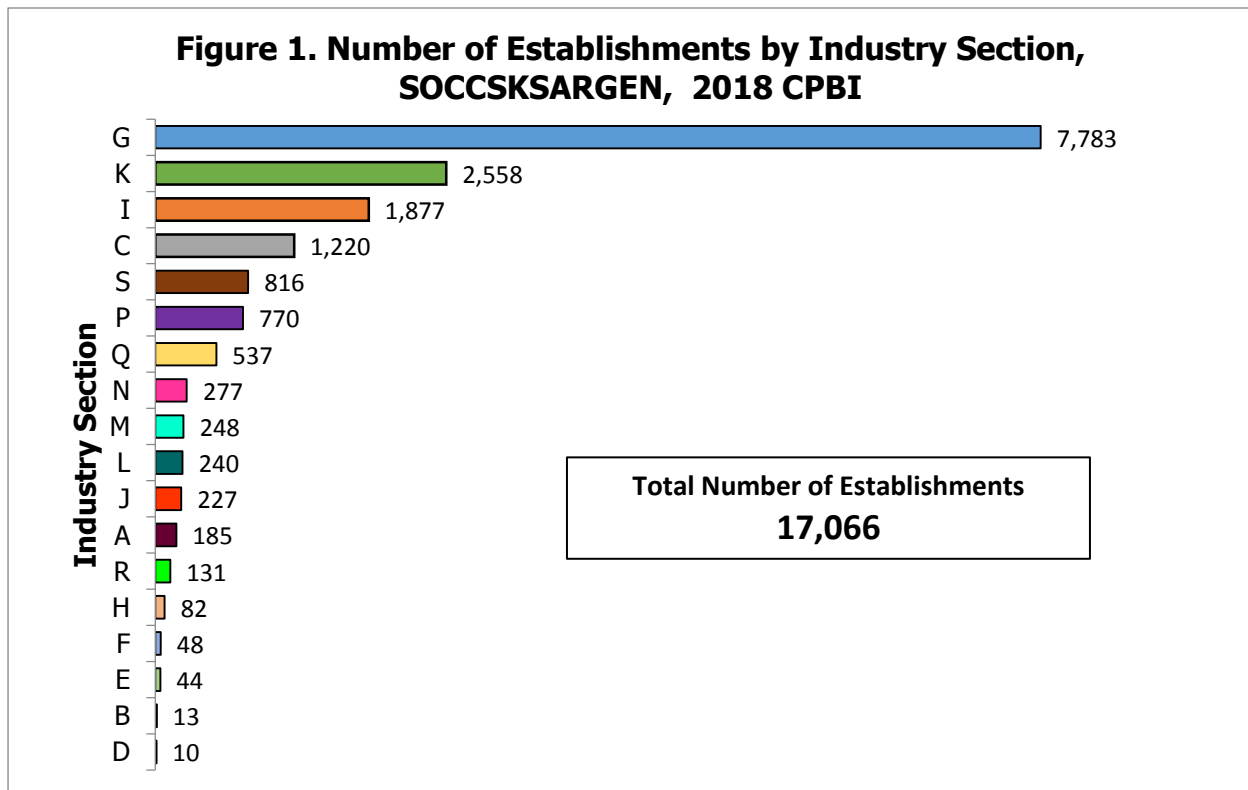
SPECIAL RELEASE

Date of Release: 15 February 2021
Reference No. R12-SR 2021-007

HIGHLIGHTS OF THE RESULTS OF THE 2018 CENSUS OF PHILIPPINE BUSINESS AND INDUSTRY (CPBI) SOCCSKSARGEN REGION

Wholesale and Retail Trade; Repair of Motor Vehicles and Motorcycles Establishments topped the highest Number of Establishments in 2018

Economy-wide, the total number of establishments in the formal sector in the SOCCSKSARGEN Region in 2018 numbered 17,066. Among the industries, Wholesale and Retail Trade; Repair of Motor Vehicles and Motorcycles had the highest number of establishments at 7,783 on the said year comprising 45.6 percent of the total count of establishments in the region. Next were those engaged in Financial and Insurance Activities, 2,558 establishments (15.0%); and Accommodation and Food Service Activities, 1,877 establishments (11.0%).



Source of Basic Data: 2018 CPBI, Philippine Statistics Authority



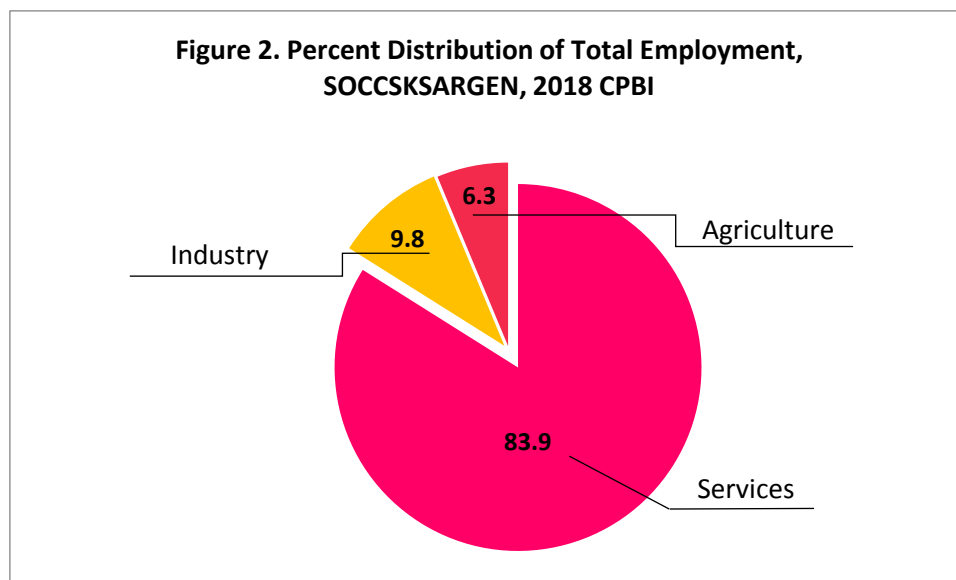


REPUBLIC OF THE PHILIPPINES
PHILIPPINE STATISTICS AUTHORITY
SOCCKSARGEN REGION

Industry Sections' Codes and Description					
A	Agriculture	G	Wholesale and Retail Trade; Repair of Motor Vehicles and Motorcycles	M	Professional, Scientific and Technical Activities
B	Mining and Quarrying	H	Transportation and Storage	N	Administrative and Support Service Activities
C	Manufacturing	I	Accommodation and Food Service Activities	P	Education
D	Electricity, Gas, Steam and Air Conditioning Supply	J	Information and Communication	Q	Human Health and Social Work Activities
E	Water Supply; Sewerage, Waste Management and Remediation Activities	K	Financial and Insurance Activities	R	Arts, Entertainment and Recreation
F	Construction	L	Real Estate Activities	S	Other Service Activities

Establishments economy-wide generated more than two hundred thousand in employment in 2018

In 2018, a total of 204,303 were employed in the formal sector. Among the three major economic sectors, Services generated the highest employment at 171,479 employees or 83.9 percent of the total employment distribution. The Industry sector employed 19,974 workers (9.8%) while Agriculture had a total employment of 12,850 persons or a share of 6.3 percent.



Source of Basic Data: 2018 CPBI, Philippine Statistics Authority

Out of the 204,303 workers in 2018, about 96.8 percent were paid employees. Across industry sections, 100 percent of those employed in Electricity, Gas, Steam were paid employees. Establishments engaged in Administrative and



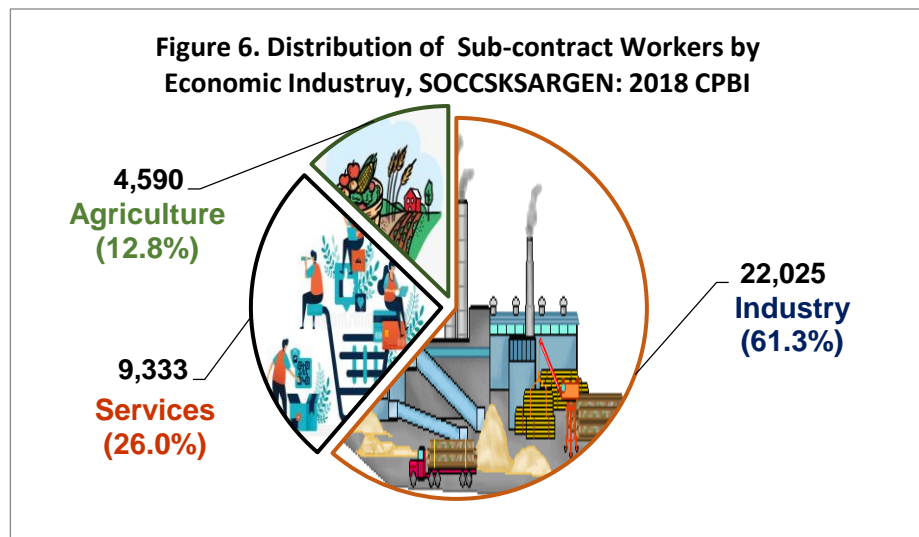
Support Service Activities were next at 99.7 percent and those in Financial and Insurance Activities with 99.5 percent.

Almost six in every ten employees in the Human Health and Education were women

Of the 204,947 employees in the informal sector, around 44.6 percent were women and numbering 91,461 in 2018. Industries where more than half of the employees were women are in Human Health and Social Work (68.3%) and Education (66.1%).

Six in ten of the workers in the formal sector were on subcontract agreement or under manpower agencies

A total of 35,937 workers in 2018 were on sub-contract agreement or under manpower agencies, about 61.3 percent were in employed in Industry. Services employed 25.9 percent while the remaining 12.8 percent were in Agriculture. The top 3 industries employing workers in sub-contract agreements were Mining and Quarrying (57.3%), Agriculture (12.8%), and Wholesale and Retail Trade (10.2%).



Source of Basic Data: 2018 CPBI, Philippine Statistics Authority

Three-fourths of the total revenues in 2018 were contributed by establishments engaged in Service activities

Establishments engaged in Services shared Php 335.486 billion or roughly 73.9 percent of the region's total revenues in 2018. This is 15 times the



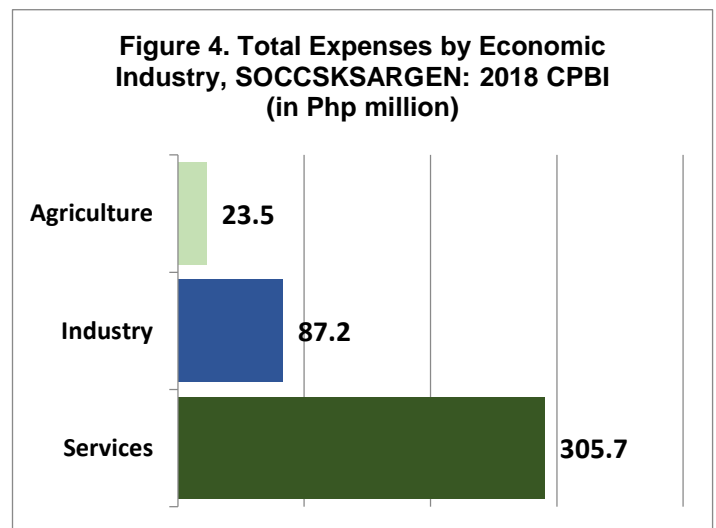
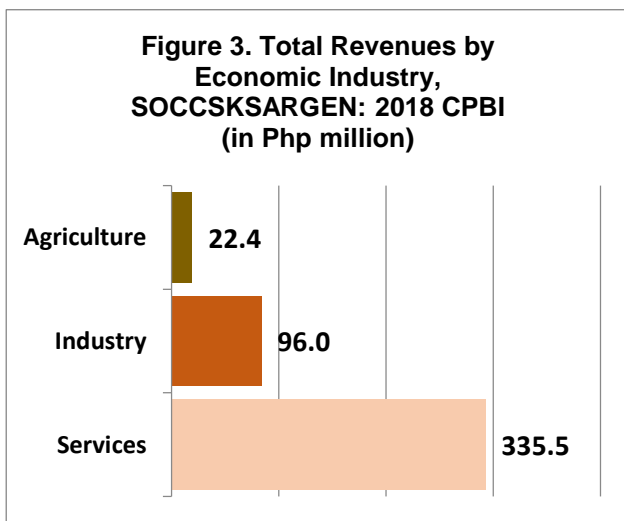


REPUBLIC OF THE PHILIPPINES
PHILIPPINE STATISTICS AUTHORITY
SOCCKSARGEN REGION

contribution of Agriculture (Php22.351 billion) and more than thrice the share of Industry (Php96.013 billion). Wholesale and Retail Trade accounted for 48.4 percent of the region's total revenues for the year.

Services expended Php305.650 billion accounting for 73.4 percent of the region's total expenses for the year. It was followed by Industry at Php87.246 billion (21.0%) and Agriculture with PhP 23.521 billion (5.6%). Half (50.4%) of the expenditures were recorded by Wholesale and Retail Trade (Php 219.571 billion).

Expense to revenue ratio was highest in Professional, Scientific and Technical Activities at 1.34. This indicates that for every 100 peso expense, the establishment earns around 34 pesos. It was followed by Arts, Entertainment and Recreation (1.33) and Financial and Insurance (1.27).



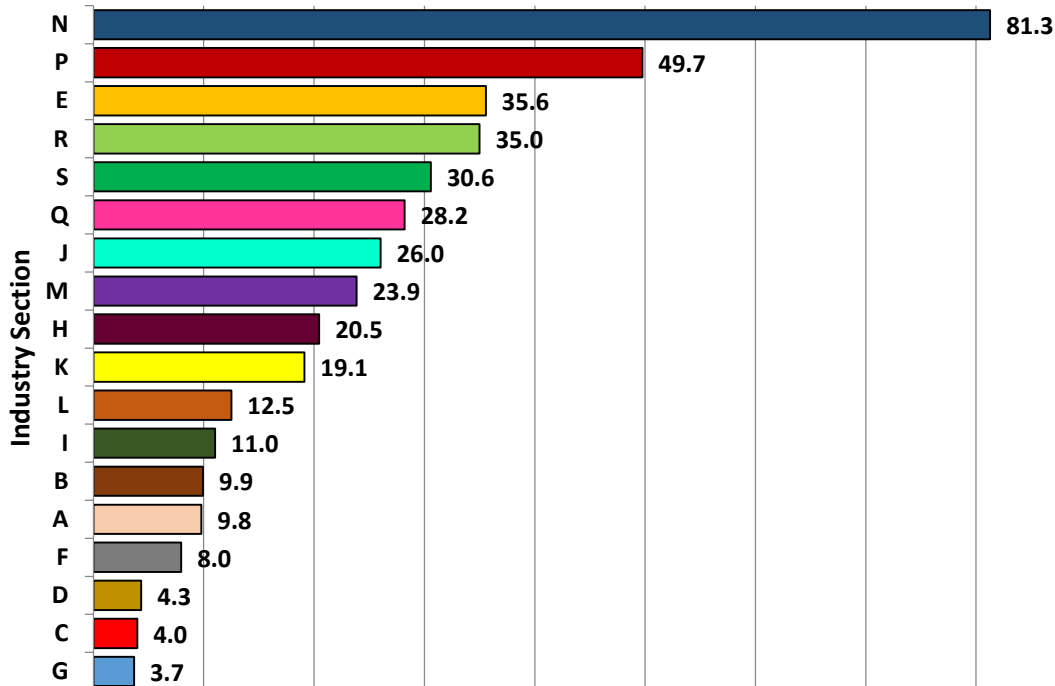
Source of Basic Data: 2018 CPBI, Philippine Statistics Authority

Compensation to expense ratio was lowest in Wholesale and Retail Trade

Of the Php 426 billion total expense in 2018, about 9.1 percent were expended for employee's compensation. Compensation to expense ratio was lowest in Wholesale and Retail Trade (3.7%) followed by Manufacturing (4.0%) and Electricity, Gas, Steam and Air Supply (4.3%) The highest ratio was noted in Administrative and Support Service Activities (81.3%) followed by Education (49.7%), and Water Supply; Sewerage, Waste Management and Remediation Activities (35.6%).



**Figure 5. Compensation to Total Expense Ratio,
SOCCKSARGEN, 2018 CPBI
(in percent)**



Source of Basic Data: 2018 CPBI, Philippine Statistics Authority

TECHNICAL NOTES

The three major economic sectors, namely: Agriculture, Industry, and Services comprise the 18 industry sections, which are grouped as follows:

I. Agriculture

A. Agriculture, forestry and fishing

II. Industry

B. Mining and quarrying

C. Manufacturing

D. Electricity, gas, steam and air conditioning supply

E. Water supply, sewerage, waste management and remediation activities

F. Construction





REPUBLIC OF THE PHILIPPINES
PHILIPPINE STATISTICS AUTHORITY
SOCCKSARGEN REGION

III. Services

- G. Wholesale and retail trade; repair of motor vehicles and motorcycles
- H. Transportation and storage
 - I. Accommodation and food service activities
- J. Information and communication
- K. Financial and insurance activities
- L. Real estate activities
- M. Professional, Scientific and Technical Activities
- N. Administrative and Support Service Activities
- P. Education
- Q. Human Health and Social Work Activities
- R. Arts, entertainment and recreation
- S. Other service activities

Approved for Release:

ATTY. MAQTAHAR L. MANULON, CESO V
Regional Director

For inquiries, please contact:

MA. EILEEN A. BERDEPRADO/HASNAH G. MUYCO
Statistical Operations and Coordination Division, PSA-RSSO XII
Telephone Number (064) 557-2416

