

SPECIAL RELEASE

2019 PRODUCTION PERFORMANCE OF AGRICULTURE IN SOCCSKSARGEN REGION

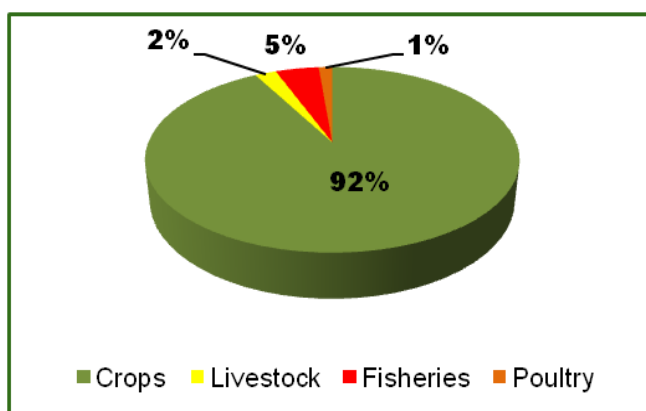
Date of Release: 17 November 2020
Reference No. R12-SR 2020-065

Despite positive growths in the livestock and poultry subsectors, the total agricultural output of SOCCSKSARGEN Region in 2019 decreased by about 4.1 percent as the dry spell that occurred between January to May 2019 affected the outputs of most of the commodities in the crops subsector. Total agricultural output dropped to 7.262 million metric tons in 2019 from 7.572 million in 2018.

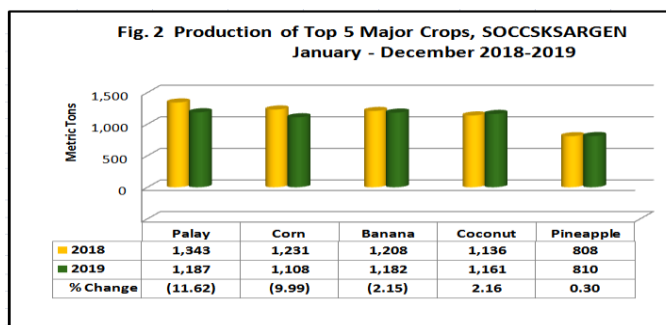
Table 1. Gross Output in Agriculture and Growth Rate By Subsector, SOCCSKSARGEN: January-December 2018-2019

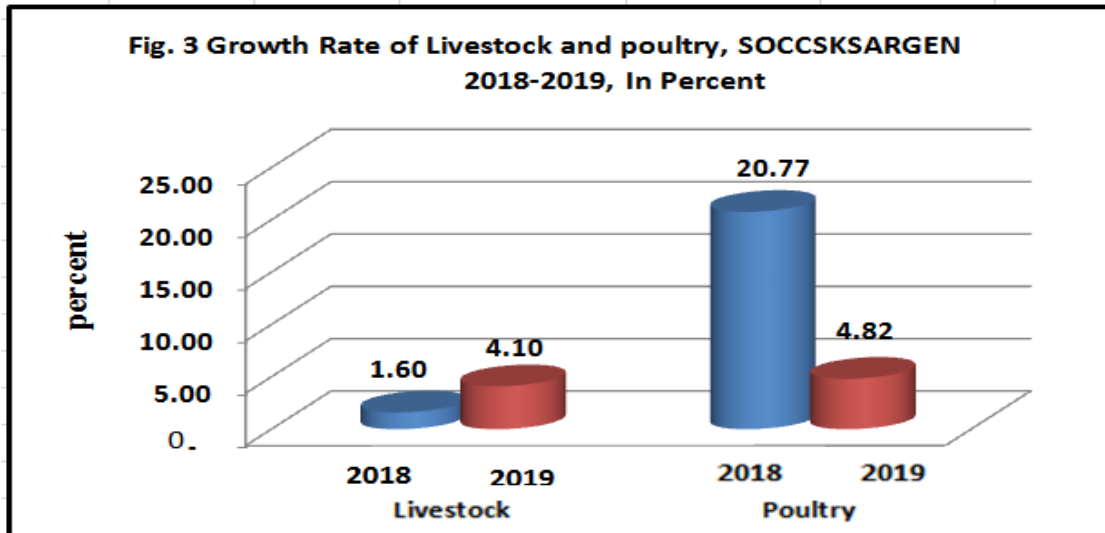
Sector	Production in Thousand MT		Growth rate (in percent)
	2018	2019	
Agriculture	7,587.24	7,259.99	(4.31)
Crops	7,014.28	6,681.65	(4.74)
Livestock	150.65	156.82	4.10
Poultry	95.99	100.62	4.82
Fisheries	326.32	320.9	(1.66)

Figure 1. Share by Subsector to Total Agriculture SOCCSKSARGEN: January -December 2019

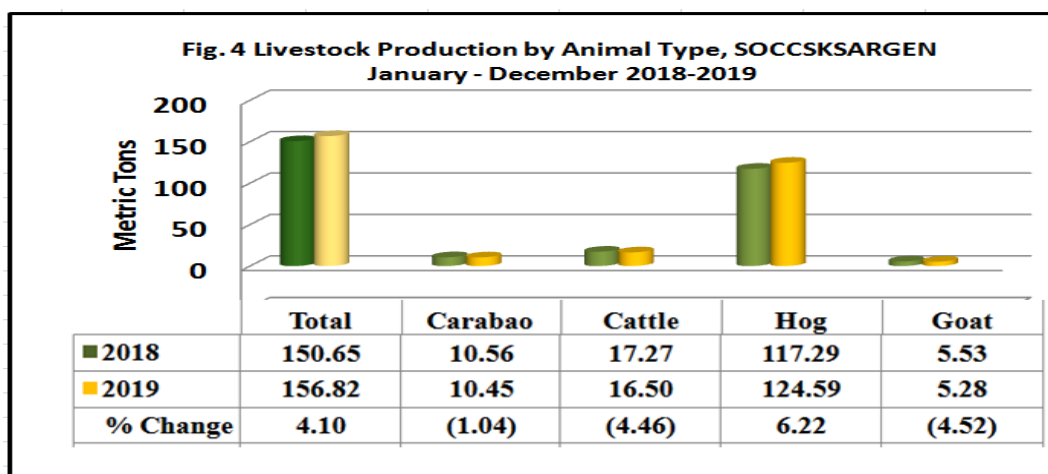


Crops, which accounted for 92.1 percent of the total agricultural production, went down by 4.4 percent as the region's top three crops posted decreases in production. Crops production totalled to 6.69 million metric tons in 2019 from 6.99 million metric tons the previous year. Palay and corn recorded double digit reductions at 11.0 percent and 10.0 percent, respectively. On the other hand, banana also dropped by 2.1 percent.

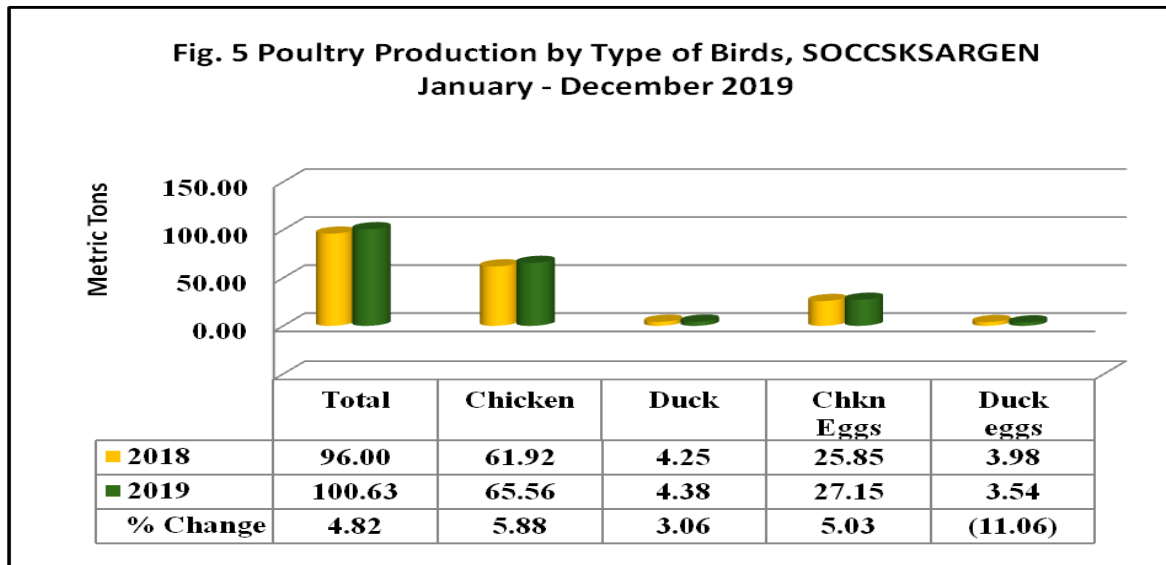




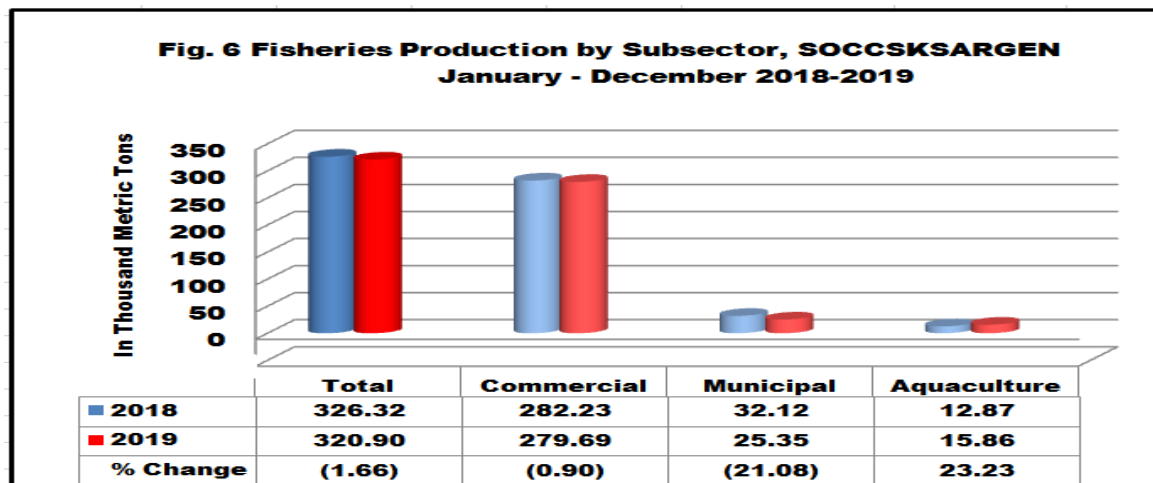
The livestock subsector shared 2.2 percent to the total agricultural output in 2019. Livestock output went up by 4.1 percent from 150.65 thousand metric tons in 2018 to 156.82 thousand metric tons the following year despite decreases in the volume of production of carabao, cattle and goat. Hog production which shared 79.4 percent to the total livestock output of the region went up by 6.2 percent.



Poultry, with a share of 1.4 percent, went up by 4.8 percent to 100.63 thousand metric tons in 2019 from 95.99 thousand metric tons in 2018. All poultry products posted positive growths except for duck eggs. Chicken production posted the biggest increase at 5.9 percent as broiler stocks from commercial farms rose due to increase demand for dressed chickens.



Fisheries, with a share of 4.4 percent to total agricultural output, dropped by 1.7 percent in 2019 as both commercial and municipal catch went down by 0.9 percent and 21.1 percent, respectively. Only aquaculture posted an increase of 23.2 percent. Commercial fishing accounted for 87.2 percent of the region's fishery catch. Total fishery output reached 320.90 thousand metric tons from 326.32 thousand metric tons in 2018.



Among the major fish species, skipjack and yellowfin tuna surpassed previous year's production at 3.4 percent and 14.2 percent, respectively, as there was an increase of unloadings of frozen skipjack & yellowfin tuna from foreign vessels for canneries in General Santos City. Milkfish, tilapia and roundscad production, however, went down by 40.0 percent, 13.1 percent, and 9.9 percent, respectively.

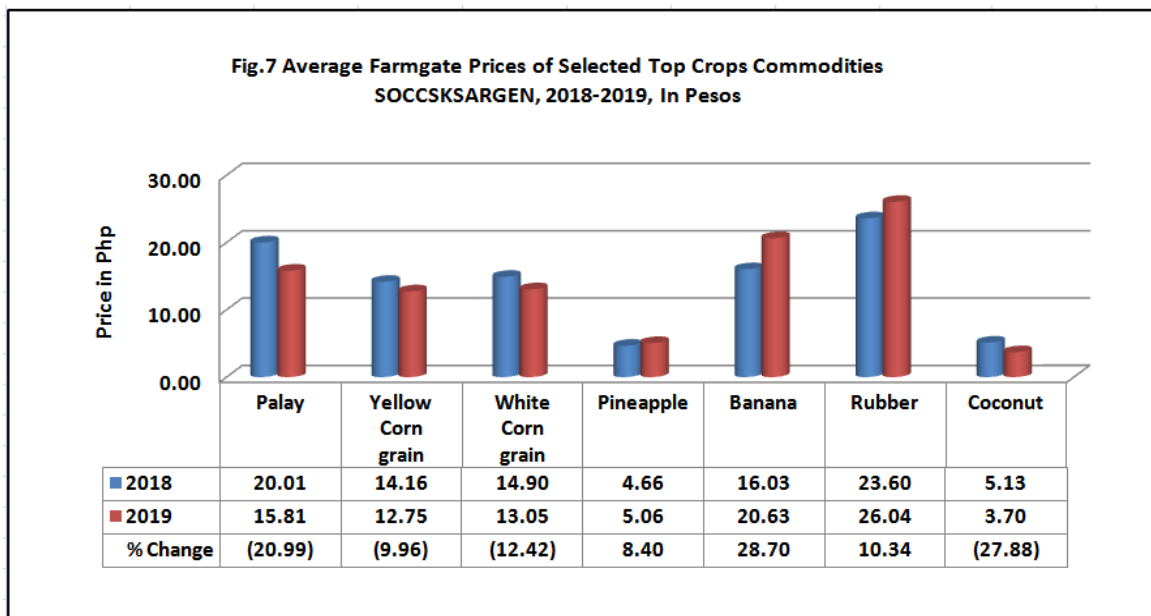
Table 2. Volume of Production of Major Fish Species, SOCCSKSARGEN: 2018-2019

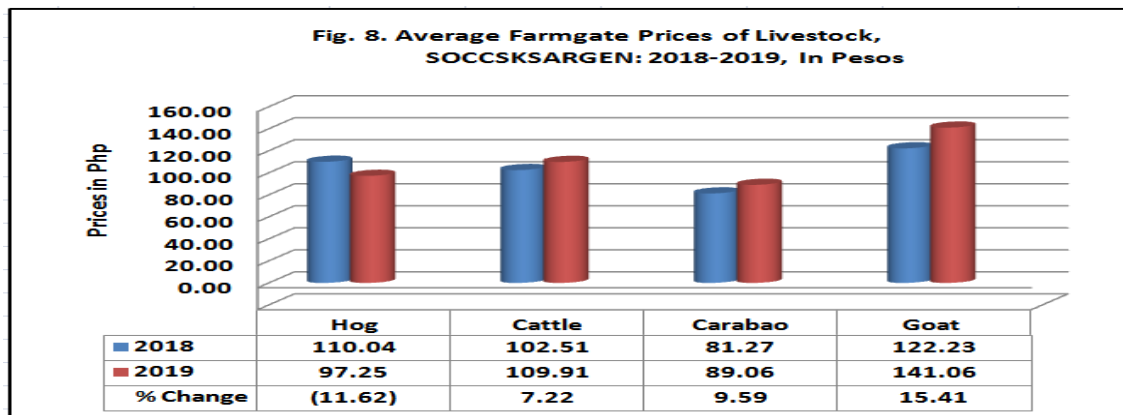
Specie	Production in Thousand Metric Tons		Growth Rate
	2018	2019	
Skipjack	207.86	214.87	3.37
Yellowfin Tuna	38.99	44.54	14.23
Tilapia	14.28	12.41	(13.10)
Roundscad	9.10	8.19	(10.00)
P.Vannamei	3.75	6.61	76.27

Farmgate price of palay decreased by Php4.20 per kilogram or roughly 21.0 percent compared to previous year's price level. Similarly price reductions were also noted in white corngrain (12.4%) and yellow corngrain (10.0%).

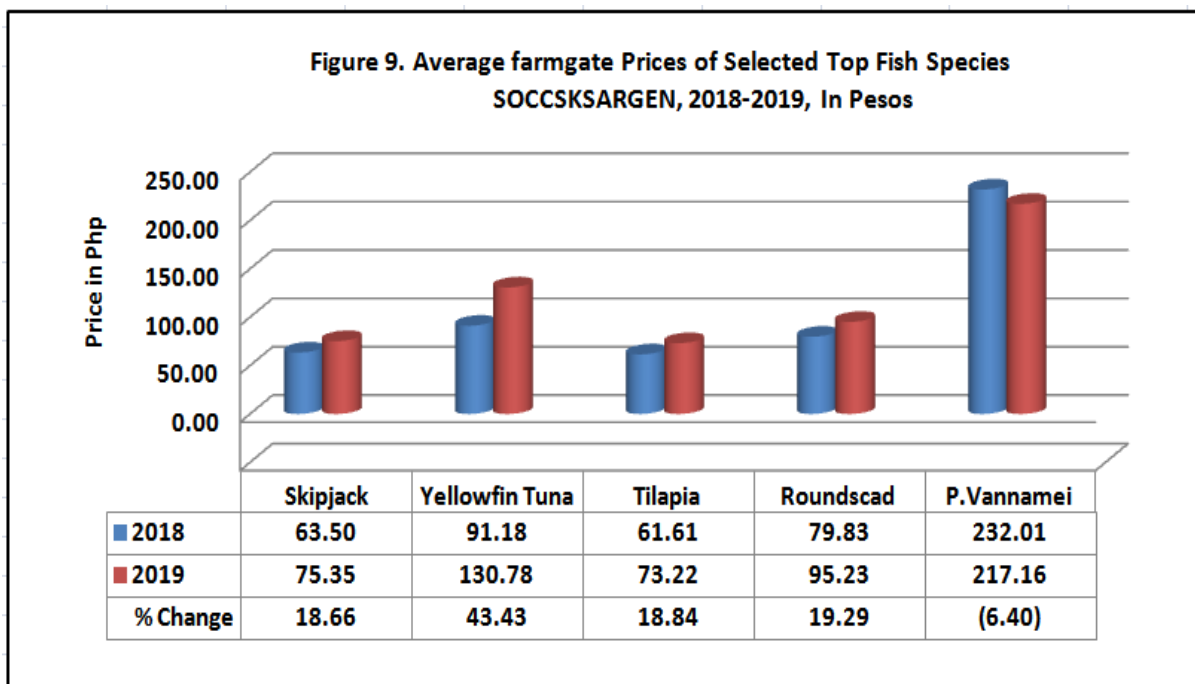
On the average, banana recorded a 28.7 percent price gain. Banana saba posted a price mark up of 52.9 percent followed by banana lakatan (26.0%) and banana latundan (21.4%).

Price increments were likewise noted in pineapple (8.4%) and rubber cuplump (10.3%). The low buying price of copra resulted to a price drop in coconut of Php1.43 per kilogram as against the Php5.13 per kilogram recorded in 2018.





Among the animals in the livestock subsector, goat recorded the highest price gains of 15.4 percent due to sustained high demand for chevon. Price mark-ups were also noted in both carabao (9.7%) and cattle (7.2%) because of better price offered by traders and low production of these animals. In contrast, farmgate price of hogs dropped to 11.6 percent due to low price offered by traders.





REPUBLIC OF THE PHILIPPINES
PHILIPPINE STATISTICS AUTHORITY
SOCCKSARGEN REGION

Among the fish species, P. Vannamei was the sole loser with a 6.4 percent price cut in 2019. High demand from canneries resulted in the 43.4 percent and 18.66 percent increase in the prices of yellowfin tuna and skipjack. Price gains were likewise noted in both tilapia and roundscad at Php11.61 and Php15.40 per kilogram increase compared to last year.

TECHNICAL NOTES

Crop Production

- The quantity produced and actually harvested for a particular crop during the reference period.
- It includes those measured but damaged, stolen, given away, consumed, given as harvesters' share, and reserved.
- Excluded are those produced but not harvested for whatever reason.

Livestock & Poultry Volume of Production - refers to the volume of indigenous (locally-raised) animals disposed for slaughter which include animals exported or shipped-out for slaughter (in "head" and in "live weight equivalent").

Fisheries Volume of Production - total weight in metric tons of the species from commercial, municipal, aquaculture and inland fisheries.

Farmgate Price - price received by farmers, livestock and poultry raisers for the sale of their produce, at the first point of sale, net of freight cost.

Approved for Release:


ATTY. MAQTAHAR L. MANULON, CESO V
Regional Director

For inquiries, please contact:

MA. EILEEN A. BERDEPRADO/CHRISTY R. AMBAN
OIC- Chief of Statistical Operations and Coordination Division,
PSA-RSSO XII
Telephone Number (064) 557-2416



4/F CYMC Bldg., Don Rufino Alonzo St., Cotabato City 9600
Telefax: (064) 421-2827, Telephone: (064) 557-2416
E-mail: psadose@gmail.com
<https://rso12.psa.gov.ph>