

SPECIAL RELEASE

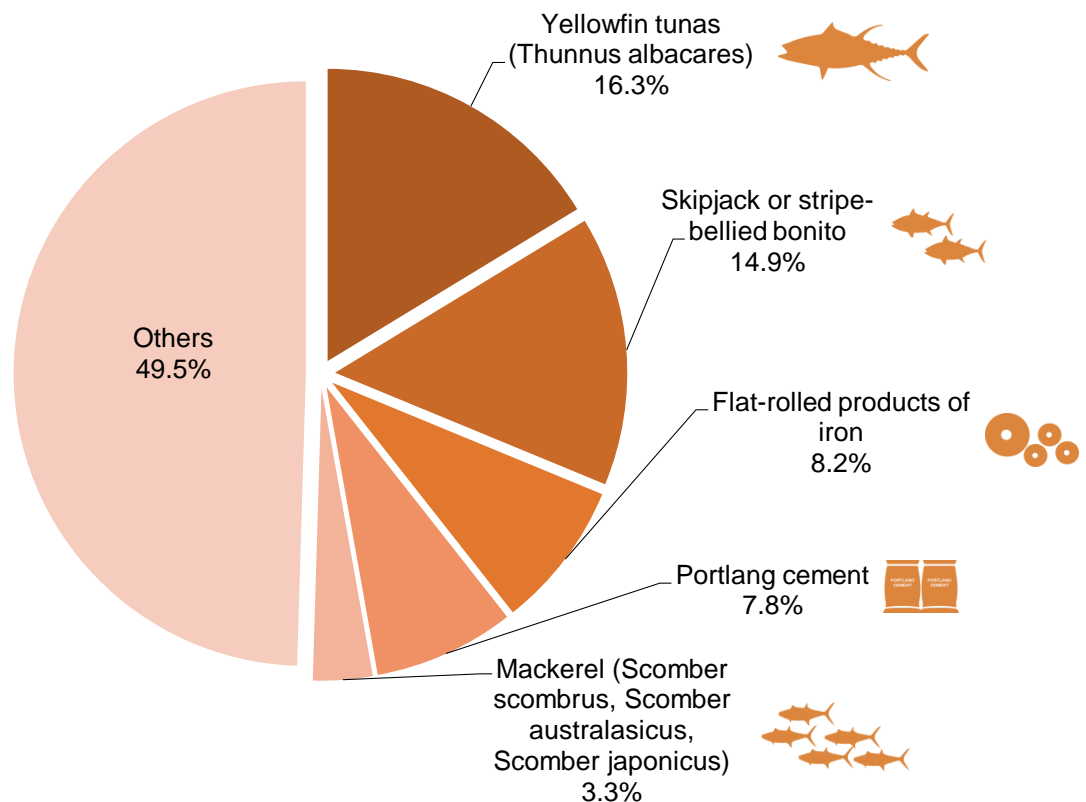
VOLUME AND VALUE OF IMPORTED GOODS, SOCCSKSARGEN Region: June 2019

Date of Release: 30 September 2019

Reference No. R12-SR2019-028

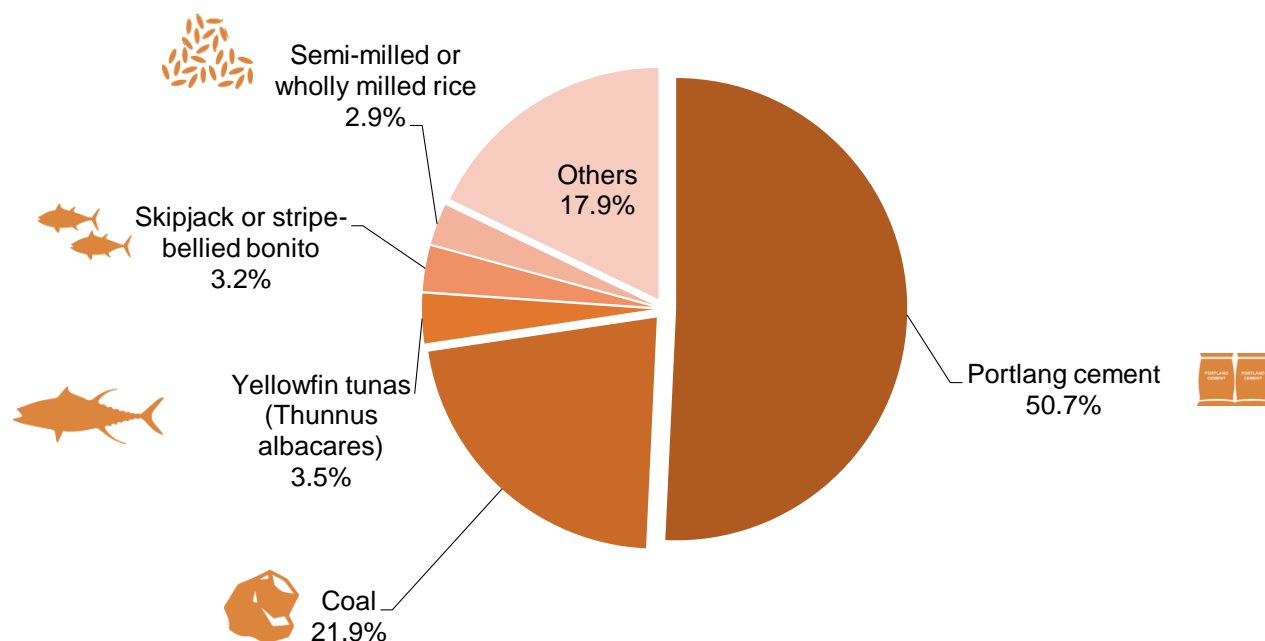
In June 2019, SOCCSKSARGEN Region imported 143,128,873.96 kilograms of commodities from 37 different countries around the world amounting to US\$45,960,053.00. The top 5 imported commodities based on their value for the month under review include yellowfin tuna, 16.3 percent; skipjack or stripe-bellied bonito, 14.9 percent; flat-rolled products of iron, 8.2 percent; Portland cement, 7.8 percent; and mackerel, 3.3 percent.

Figure 1. Distribution of Top Five (5) Imported Commodities Based on Value, SOCCSKSARGEN Region: June 2019



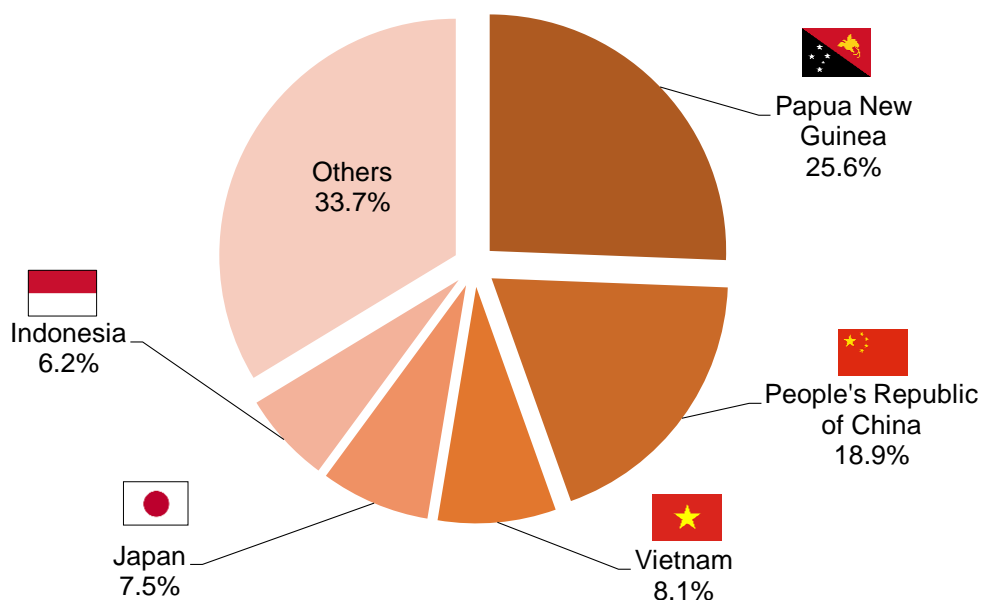
Based on Free-On-Board (FOB) value, yellowfin tunas (*Thunnus albacares*) had the highest value among all commodities imported by SOCCSKSARGEN Region in June 2019 at US\$7,491,822.00. Yellowfin tunas were imported from Taiwan (Republic of China), Kiribati, Federal States of Micronesia, Republic of Nauru, and Papua New Guinea. Second at US\$6,862,275.00 was skipjack or stripe-bellied bonito. They were sourced from Taiwan (Republic of China), Indonesia, Japan, Federal States of Micronesia, Papua New Guinea and Vietnam. At third was flat-rolled products of iron worth US\$3,748,524.00 which were imported from People's Republic of China, Taiwan (Republic of China), Indonesia, Republic of Korea, Vietnam, and Japan. Following closely at fourth was Portland cement with a total value of US\$3,584,950.00. These were sourced from People's Republic of China and Vietnam. At fifth place was mackerel (*Scomber scombrus*, *Scomber australasicus*, *Scomber japonicus*) valued at US\$1,511,820.00 and were imported from People's Republic of China, Japan and New Zealand.

Figure 2. Five (5) Imported Commodities Based on Volume, SOCCSKSARGEN Region: June 2019



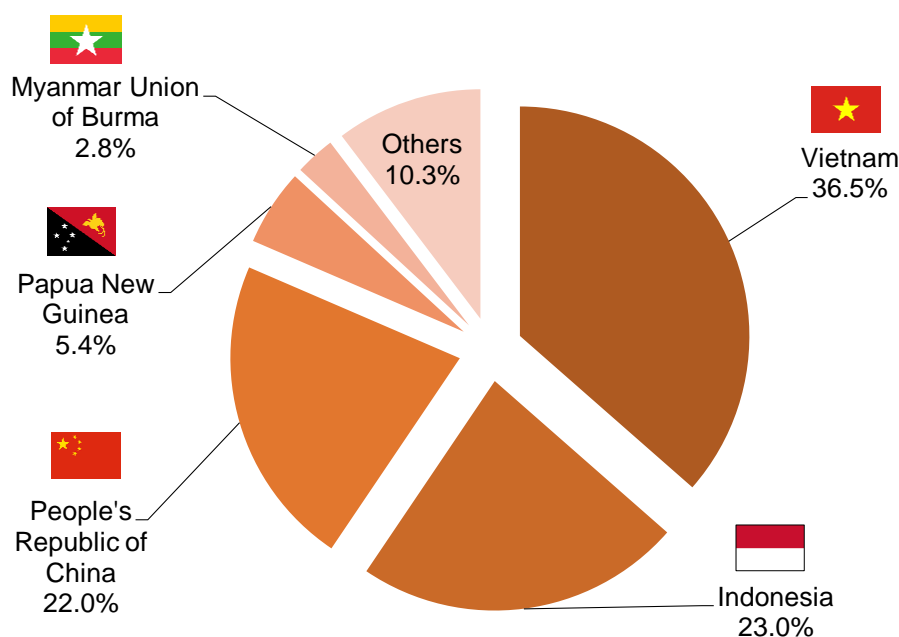
In terms of gross weight in kilograms by commodity, Portland cement, at 72,633,773 kilograms took the top spot in terms of volume of imported commodities in June 2019 in SOCCSKSARGEN Region. Portland cement accounted for 50.7 percent of the overall gross weight of imported goods of the region during the month under review. Coal, which was solely imported from Indonesia, came in second at 31,330,000 kilograms. At third was yellowfin tunas (*Thunnus albacares*) with a gross weight of 4,947,904.20 kilograms. Skipjack or stripe-bellied bonito was fourth with a gross weight of 4,528,984.00 kilograms. And at fifth was semi-milled or wholly milled rice from Myanmar and Vietnam with a gross weight of 4,087,721.59 kilograms.

**Top Five (5) Countries of Origin of Imported Commodities Based on Value,
SOCCSKSARGEN Region: June 2019**



In terms of FOB value by country of origin, import payments to Papua New Guinea reached US\$ 11,773,413.00, accounting for 25.6 percent of the total value of goods imported by SOCCSKSARGEN Region in June 2019. Imported commodities from Papua New Guinea include yellowfin tunas (*Thunnus albacares*), skipjack or stripe-bellied bonito and bigeye tunas (*Thunnus obesus*). At US\$8,700,320.00, People's Republic of China was the second import trading partner of the region for goods that includes Portland cement, mackerel (*Scomber scombrus*, *Scomber australasicus*, *Scomber japonicus*), and magnesium, among others. Vietnam ranked third at US\$3,708,534.00 (8.1%) for imported goods such as Portland cement, skipjack or stripe-bellied bonito, catfish (*Pangasius* spp., *Silurus* spp., *Clarias* spp., *Ictalurus* spp.), semi-milled or wholly milled rice, among others. At fourth was Japan at US\$3,438,504.00 for flat-rolled products of iron, mackerel (*Scomber scombrus*, *Scomber australasicus*, *Scomber japonicus*) and skipjack or stripe-bellied bonito, among others. Indonesia was fifth for US\$2,861,915.00 for coal, cans, urea, milkfish (Bangus), skipjack or stripe-bellied bonito, among others.

**Top Five (5) Countries of Origin of Imported Commodities Based on Volume,
SOCCSKSARGEN Region: June 2019**



In terms of gross weight in kilograms by country of origin, Vietnam, at 52,191,780.21 kilograms, was the biggest supplier of imported goods to SOCCSKSARGEN Region in June 2019. Ranked second was Indonesia at 32,905,578.65 kilograms followed by People's Republic of China at 31,518,009.38 kilograms (22.0%), Papua New Guinea at 7,688,646.00 kilograms, and Myanmar Union of Burma at 4,037,601.59 kilograms (2.8%). Semi-milled or wholly milled rice was the sole commodity imported by SOCCSKSARGEN Region from Myanmar in June 2019.

Source: Philippine Statistics Authority - Foreign Trade Statistics for June 2019

Approved for Release:

ATTY. MAQTAHAR L. MANULON, CESO V
Regional Director

For inquiries, please contact:

MA. EILEEN A. BERDEPRADO/NAZAR A. MOHAMMADSHA
Statistical Operations and Coordination Division, PSA-RSSO XII
Telephone Number (064) 557-2416; Email Address: socd.psa12@gmail.com