



# SPECIAL RELEASE

## Headline Inflation in SOCCSKSARGEN Eases Further to 0.9% in September 2019

Date of Release: 11 November 2019

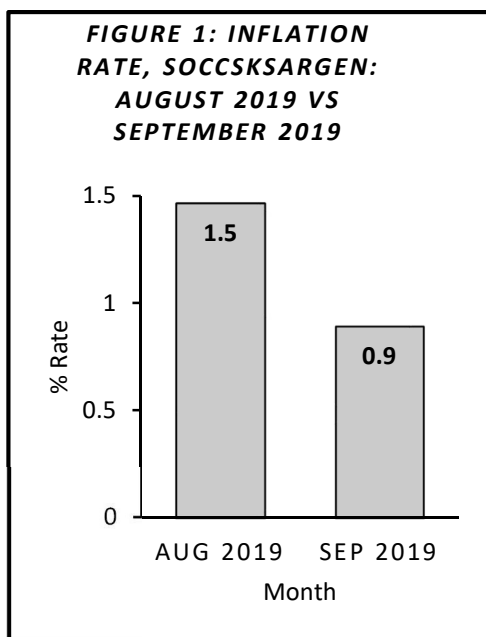
Reference No. R12-SR2019-031

### INFLATION

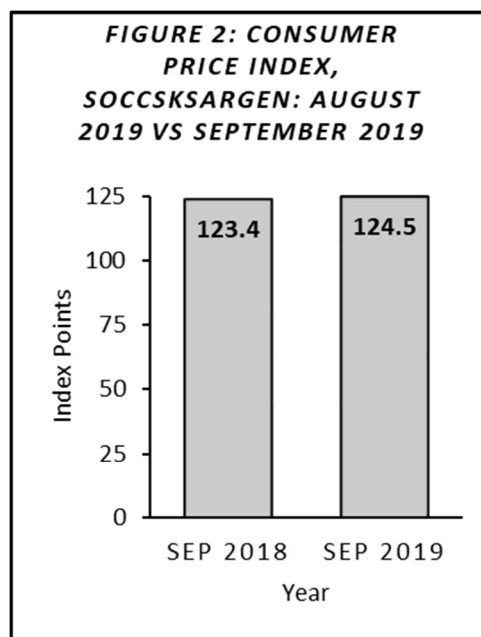
Headline inflation or the annual rate of change in the prices of goods and services in the market basket in SOCCSKSARGEN eased further to 0.9% in September 2019 from 1.5% in August 2019 (*Figure 1*).

### INDEX POINTS

The Consumer Price Index (CPI) For All Items in SOCCSKSARGEN in September 2019 was recorded at 124.5 index points. This indicates that the average retail price of commodities that were included in the market basket for all goods and services for the month under review was higher by 24.5% compared to its prices in its 2012 reference base year. The September 2018 CPI for All Items at 123.4 was lower by 1.1 index points compared to its September 2019 index (*Figure 2*).



Source: Philippine Statistics Authority



Source: Philippine Statistics Authority



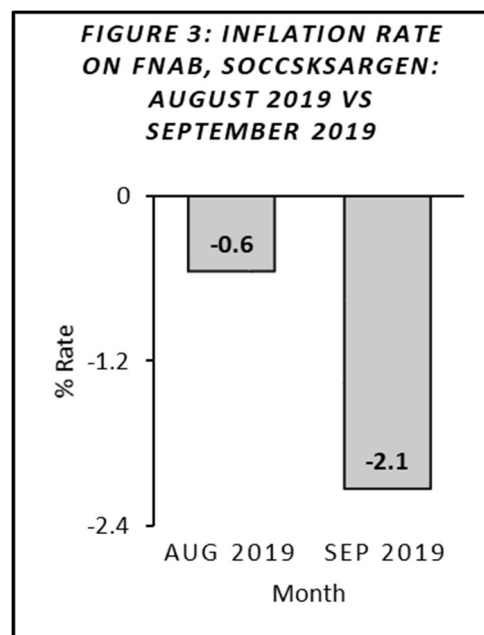
## SEPTEMBER 2019 INFLATION RATE BY COMMODITY GROUP IN SOCCSKSARGEN REGION

### Food and Non-Alcoholic Beverages (FNAB)

Inflation on FNAB slowed down further from -0.6% in August 2019 to -2.1% in September 2019 (Figure 3). Rice together with Bread and Cereals deflated in September 2019 both posting negative inflations for seven consecutive months. Fish, Vegetables, and Sugar, Jam, Honey, Chocolate and Confectionery also posted slower price increments while Meat sustained its August 2019 figure. Fruit is the lone commodity that posted faster price increment (Table 1).

COMMODITY	AUG 2019	SEP 2019
Bread and Cereals	-9.7	-11.6
Rice	-13.0	-15.2
Meat	2.2	2.2
Fish	7.8	6.4
Fruit	10.8	13.0
Vegetables	9.6	3.1
Sugar, Jam, Honey, Chocolate and Confectionery	-3.3	-6.4

Source: Philippine Statistics Authority



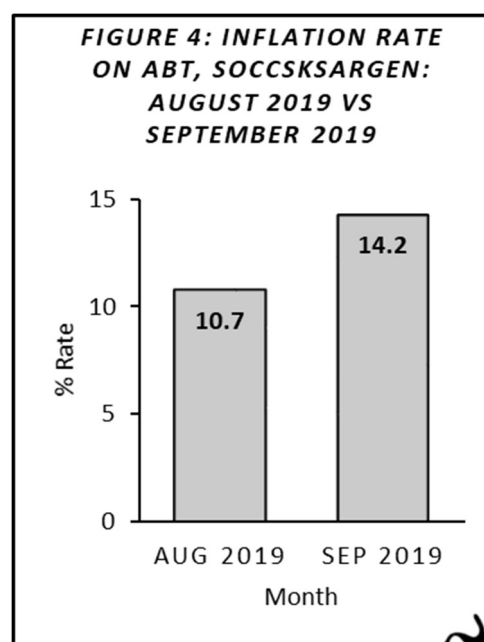
Source: Philippine Statistics Authority

### Alcoholic Beverages and Tobacco (ABT)

At a faster pace of 14.2% in September 2019 from 10.7% in August 2019, ABT continued to post double digit gains (Figure 4). Tobacco recorded faster price increments and still stood in the double digit figure while Alcoholic Beverages sustained its August 2019 figure (Table 2).

COMMODITY	AUG 2019	SEP 2019
Alcoholic Beverages	4.4	4.4
Tobacco	12.8	17.4

Source: Philippine Statistics Authority



Source: Philippine Statistics Authority



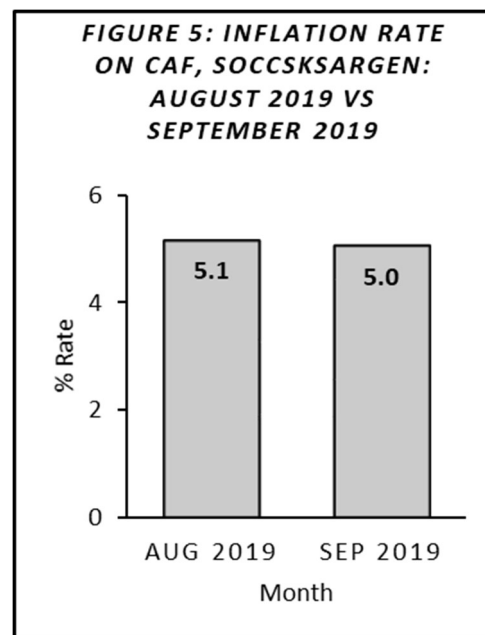


**Clothing and Footwear (CAF)**

CAF registered slightly slower price increments of 5.0% in September 2019 from 5.1% in August 2019 (Figure 5) as prices of Clothing slowed down from their July 2019 figure while Footwear sustains its figure (Table 3).

COMMODITY	AUG 2019	SEP 2019
Clothing	4.2	4.1
Footwear	7.4	7.4

Source: Philippine Statistics Authority



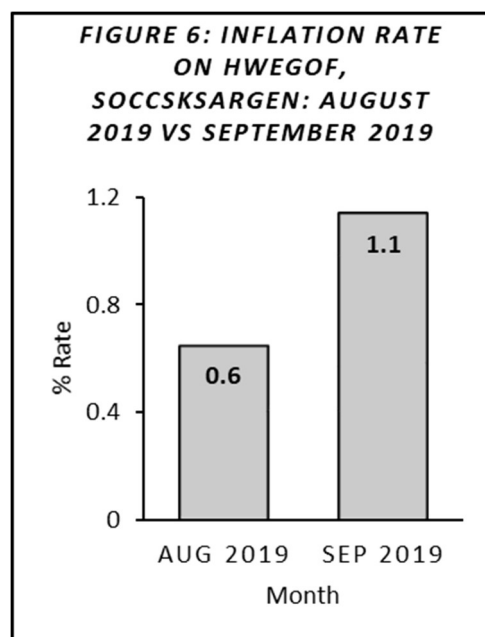
Source: Philippine Statistics Authority

**Housing, Water, Electricity, Gas and Other Fuels (HWEGOF)**

Inflation rate for HWEGOF increased from 0.6% in August 2019 to 1.1% in September 2019 (Figure 6) as prices of Electricity, Gas and Other Fuels registered faster price increments although maintaining its negative figure in August 2019. Actual Rentals for Housing, Maintenance and Repair of the Dwelling, and Water Supply and Miscellaneous Services Related to the Dwelling all registered slower price increments (Table 4).

COMMODITY	AUG 2019	SEP 2019
Actual Rentals for Housing	3.3	3.3
Maintenance and Repair of the Dwelling	2.3	1.8
Water Supply and Miscellaneous Services Relating to the Dwelling	2.1	1.6
Electricity, Gas and Other Fuels	-2.6	-1.6

Source: Philippine Statistics Authority



Source: Philippine Statistics Authority



Management System  
ISO 9001:2015  
Cert. Reg. No.  
01 100 1734754/18  
www.tuv.com  
ID 3108640981



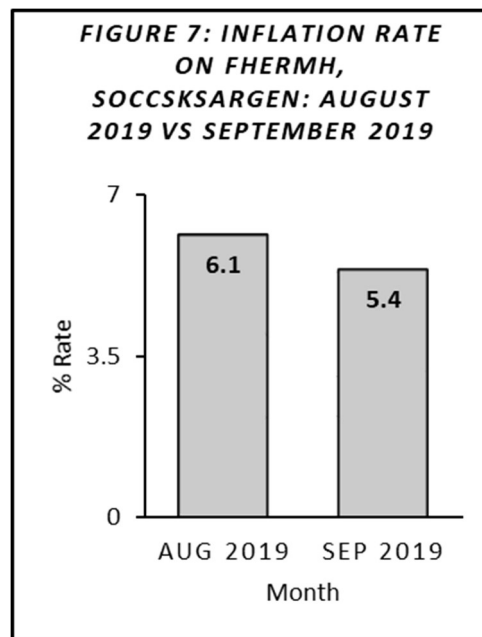


**Furnishings, Household Equipment and Routine Maintenance of the House (FHERMH)**

Prices for FHERMH decreased in September 2019 at 5.4% from 6.1% in August 2019 (Figure 7). Tools and Equipment for House and Garden, and Goods and Services for Routine Household Maintenance both posted slower price increments. Household Textiles and Household Appliances sustained their August 2019 figure while Furniture and Furnishings, Carpets and Other Floor Coverings and Glassware, Tableware and Household Utensils both registered faster price increments (Table 5).

COMMODITY	AUG 2019	SEP 2019
Furniture and Furnishings, Carpets and Other Floor Coverings	6.7	7.6
Household Textiles	3.4	3.4
Household Appliances	1.3	1.3
Glassware, Tableware and Household Utensils	2.8	3.2
Tools and Equipment for House and Garden	3.5	3.3
Goods and Services for Routine Household Maintenance	6.9	6.0

Source: Philippine Statistics Authority



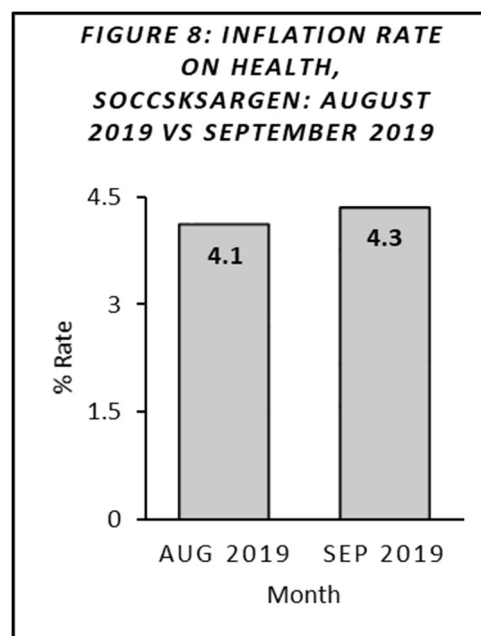
Source: Philippine Statistics Authority

**Health**

Prices of Health commodities and services registered a faster price mark-up from 4.1% in August 2019 to 4.3% in September 2019 (Figure 8). Prices of Out-patient Services and Hospital Services increased in September 2019 while prices of Medical Products, Appliances and Equipment slowed down (Table 6).

COMMODITY	AUG 2019	SEP 2019
Medical Products, Appliances and Equipment	2.2	1.9
Out-patient Services	7.8	8.2
Hospital Services	4.6	5.0

Source: Philippine Statistics Authority



Source: Philippine Statistics Authority

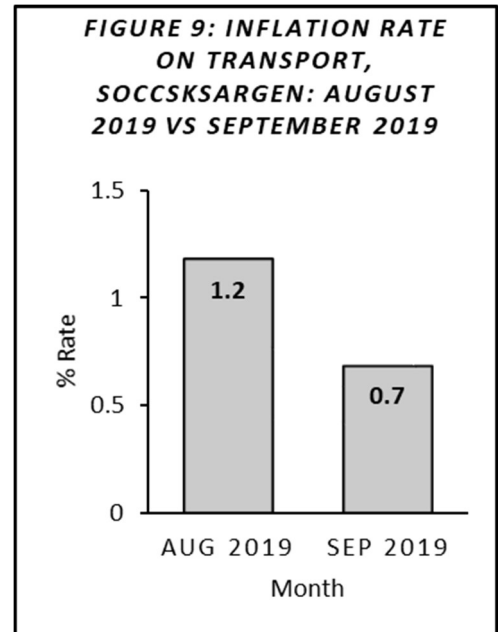


**Transport**

Slower annual price mark-downs for Transport were recorded in September 2019 at 0.7% from 1.2% last month (Figure 9) due to the further deceleration in prices of Operation of Personal Transport Equipment. Price of Transport Services on the other hand posted faster annual price mark-up this month under review (Table 7).

COMMODITY	AUG 2019	SEP 2019
Operation of Personal Transport Equipment	-0.5	-2.9
Transport Services	2.1	2.3

Source: Philippine Statistics Authority



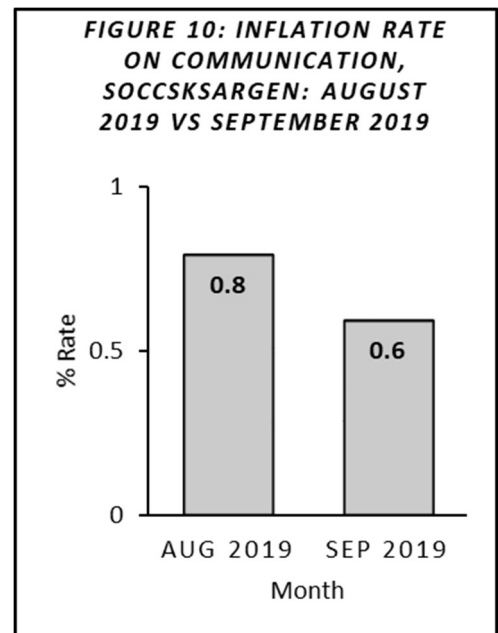
Source: Philippine Statistics Authority

**Communication**

Continued slowdown in the price increments on Communication was noted from 0.8% in August 2019 to 0.6% in September 2019 (Figure 10) as Telephone and Telefax Equipment and Telephone and Telefax Services registered slower price increment from previous month. Postal Services sustained its previous month's figure (Table 8).

COMMODITY	AUG 2019	SEP 2019
Postal Services	3.5	3.5
Telephone and Telefax Equipment	1.8	1.3
Telephone and Telefax Services	0.6	0.5

Source: Philippine Statistics Authority



Source: Philippine Statistics Authority



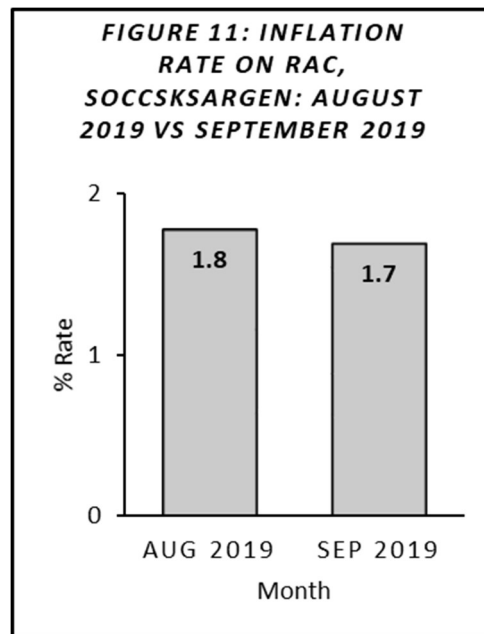


**Recreation and Culture (RAC)**

RAC prices slightly decreased from 1.8% in August 2019 to 1.7% this month under review (Figure 11). This was attributed in the drop in the prices of Other Recreational Items and Equipment, Gardens and Pets, and Newspapers, Books and Stationery. Other sub-commodities in this commodity group sustained their previous month's figure (Table 9).

COMMODITY	AUG 2019	SEP 2019
Audio-visual, Photographic and Information Processing Equipment	0.3	0.3
Other Major Durables for Recreation and Culture	0.0	0.0
Other Recreational Items and Equipment, Gardens and Pets	1.9	1.7
Recreational and Cultural Services	0.7	0.7
Newspapers, Books and Stationery	4.3	4.1

Source: Philippine Statistics Authority



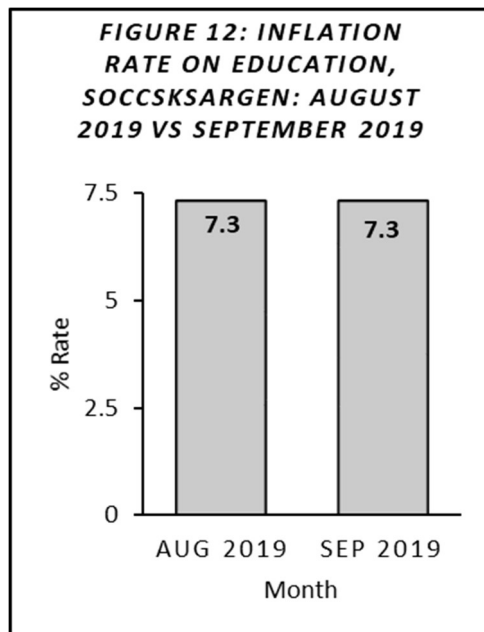
Source: Philippine Statistics Authority

**Education**

Education commodities and services sustained their figure at 7.3% in September 2019 from the same figure in the previous month (Figure 12). All education levels sustained their price paces during the month under review (Table 10).

COMMODITY	AUG 2019	SEP 2019
Pre-primary and Primary Education	8.8	8.8
Secondary Education	13.2	13.2
Tertiary Education	1.0	1.0

Source: Philippine Statistics Authority



Source: Philippine Statistics Authority



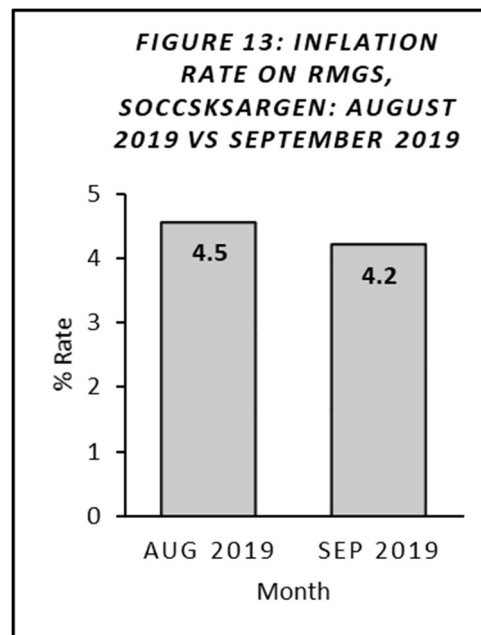
**Restaurant and Miscellaneous Goods and Services (RMGS)**

RMGS recorded slower price increments at 4.2% in September 2019 from 4.5% in August 2019 (Figure 13). Price decrease on Catering Services, Personal Care as well as Personal Effects N.E.C. all registered price mark-downs during the month under review (Table 11).

**TABLE 11: INFLATION RATE BY COMMODITY GROUP, RMGS, SOCCSKSARGEN: AUGUST AND SEPTEMBER 2019**

COMMODITY	AUG 2019	SEP 2019
Catering Services	4.7	4.4
Personal Care	3.7	3.5
Personal Effects N.E.C.	5.6	5.5

Source: Philippine Statistics Authority



Source: Philippine Statistics Authority

Prices for all items in the market basket in September 2019 was lower than the previous month as lower price drop-offs were recorded in all its commodity group excluding ABT, HWEGOF and Health. The following were the changes in the figures of commodities who registered slower price mark-downs: FNAB (-0.6% to -2.1%), CAF (5.1% to 5.0%), FHERMH (6.1% to 5.4%), Transport (1.2% to 0.7%), Communication (0.8% to 0.6%), RAC (1.8% to 1.7%), and RMGS (4.5% to 4.2%). Three commodity groups registered faster mark-ups namely ABT (10.7% to 14.2%), HWEGOF (0.6% to 1.1%), and Health (4.1% to 4.3%). Education sustained its previous month's rate of 7.3% (Table 12).

**TABLE 12. INFLATION RATES FOR ALL INCOME HOUSEHOLDS BY COMMODITY GROUP, SOCCSKSARGEN; AUGUST 2019 AND SEPTEMBER 2019**

COMMODITY GROUP	AUGUST 2019	SEPTEMBER 2019
ALL ITEMS	1.5	0.9
FNAB*	-0.6	-2.1
ABT*	10.7	14.2
CAF*	5.1	5.0
HWEGOF*	0.6	1.1
FHERMH*	6.1	5.4
HEALTH	4.1	4.3
TRANSPORT	1.2	0.7
COMMUNICATION	0.8	0.6
RAC*	1.8	1.7
EDUCATION	7.3	7.3
RMGS*	4.5	4.2

\*Abbreviated (See Appendix)

Source of Basic Data: Consumer Price Index (2012=100), Philippine Statistics Authority






## PURCHASING POWER OF PESO (PPP)

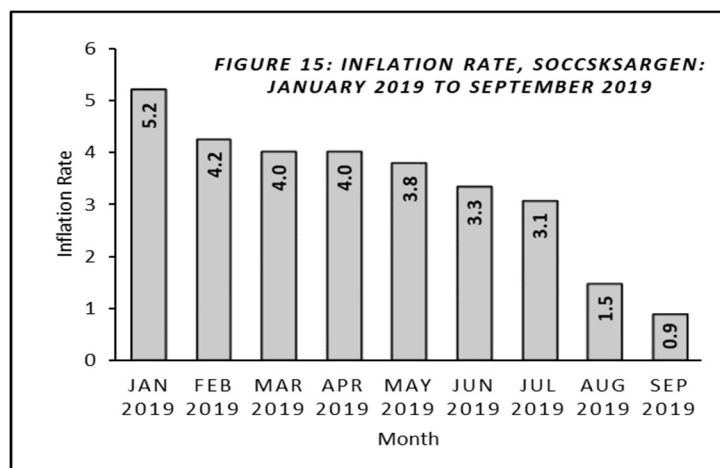
The average Purchasing Power of Peso (PPP) in SOCCSKSARGEN in September 2019 was estimated at ₱0.80, sustaining the same figure from August 2019. This means that your ₱100.00 in September 2019 can only buy about 80.0% of the same basket of goods and services amounting to ₱100.00 in its 2012 reference base year. Note that the PPP in the region stood at ₱0.81 from January 2019 to June 2019 (*Figure 14*).

## INFLATION RATE

During the past nine months, inflation rate for all income households in the region recorded a downtrend. From a high of 5.2% headline inflation in January 2019 to a price ease of 0.9% in September 2019 as prices of Food and Non-Alcoholic Beverages continue to fell (*Figure 15*).



Source: Philippine Statistics Authority



Source: Philippine Statistics Authority

Approved for release:



**ENGR. BELINDA R. PENUELA**  
OIC - Regional Director

For inquiries, please contact:

**MA. EILEEN A. BERDEPRADO/FAHMUDIN A. SALILAGIA**  
Statistical Operations and Coordination Division, PSA-RSSO XII  
Telephone Number (064) 557-2416



Management System  
ISO 9001:2015  
Cert. Reg. No.  
01 100 1734754/18  
www.tuv.com  
ID: 9106640991



2/F Elena V. Co Building, Don Rufino Alonzo St., Cotabato City 9600  
Telefax: (064) 421-2827, Telephone: (064) 557-2416  
E-mail: psadose@gmail.com  
<https://rso12.psa.gov.ph>







## Appendix

### Definition of Terms

<b>Base Period/Year</b>	this refers to the period, usually a year, at which the index number/points is set to 100. It is the point of the index number series
<b>Consumer Price Index</b>	it is defined as indicator of the change in the average retail prices of a fixed basket of goods and services commonly purchased by households relative to a base year
<b>Inflation Rate</b>	it is defined as the annual rate of change or the year-on-year change in the CPI expressed in percent
<b>Market basket</b>	is a term used to refer to a sample of goods and services that are commonly purchased and bought by an average Filipino household
<b>Purchasing Power of Peso</b>	is a measure of the real value of the peso in a given period relative to a chosen reference period. It shows how much the peso in the base period is worth in the current period. It is computed as the reciprocal of the CPI for the period under review multiplied by 100
<b>Weights</b>	a system that considers the relevance of the components of the index

### Abbreviations

<b>ABT</b>	Alcoholic Beverages and Tobacco
<b>CAF</b>	Clothing and Footwear
<b>CPI</b>	Consumer Price Index
<b>FHERMH</b>	Furnishings, Household Equipment and Maintenance of the House
<b>FNAB</b>	Food and Non-Alcoholic Beverages
<b>HWEGOF</b>	Housing, Water, Electricity, Gas and Other Fuels
<b>PPP</b>	Purchasing Power of Peso
<b>RAC</b>	Recreation and Culture
<b>RMGS</b>	Restaurant and Miscellaneous Goods



Management System  
ISO 9001:2015  
Cert. Reg. No.  
01 100 1734754/18  
www.tuv.com  
ID: 9108640991



2/F Elena V. Co Building, Don Rufino Alonzo St., Cotabato City 9600  
Telefax: (064) 421-2827, Telephone: (064) 557-2416  
E-mail: psadose@gmail.com  
<https://rso12.psa.gov.ph>

