



SPECIAL RELEASE

Price Situation in Cotabato Province: May 2021 (Base Year: 2012=100)

Date of Release: July 28, 2021
Reference No. 47R12-SR-2021-08

North Cotabato's CPI posted at 140.0

The CPI in Cotabato Province in May 2021 was at 140.0, using 2012 as the base year. This figure is significantly increasing than the 139.4 CPI recorded in April 2021. This implies that a basket of goods and services commonly purchased by a household in North Cotabato that cost 100.00 in May 2012 now costs PHP 140.00 in May 2021.

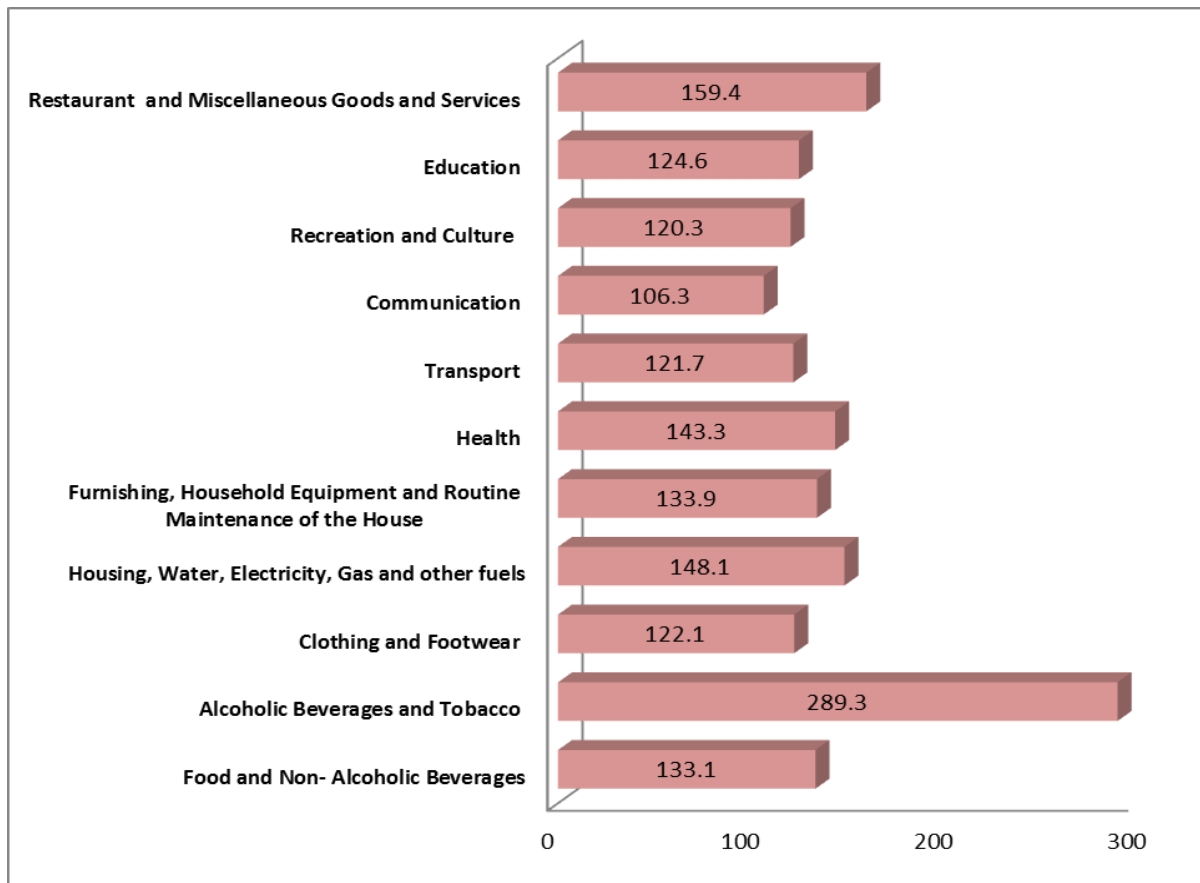
**Table 1. Consumer Price Index for All Income Household by Commodity Group:
Cotabato Province: April and May 2020 and 2021(2012=100)**

COMMODITY GROUP	APRIL		MAY	
	2020	2021	2020	2021
ALL ITEMS	131.3	139.4	131.9	140.0
Food and Non- Alcoholic Beverages	129.4	132.1	129.7	133.1
Alcoholic Beverages and Tobacco	244.5	288.3	258.4	289.3
Clothing and Footwear	116.9	121.9	116.9	122.1
Housing, Water, Electricity, Gas and other fuels	141.4	147.9	142.6	148.1
Furnishing, Household Equipment and Routine Maintenance of the House	128.7	132.7	129.0	133.9
Health	131.8	143.2	131.7	143.3
Transport	99.5	121.8	96.8	121.7
Communication	104.3	106.3	104.8	106.3
Recreation and Culture	120.3	120.2	120.3	120.3
Education	124.3	124.6	124.3	124.6
Restaurant and Miscellaneous Goods and Services	138.9	159.3	140.5	159.4

CPI by Commodity Groups

The (3) three highest CPI by commodity groups were Alcoholic Beverages, and Tobacco remained to have the highest CPI at 289.3 index points among the commodity groups. Restaurant and Miscellaneous Goods and services came second with 159.4 index points, and Housing, Water, Electricity, Gas and other Fuels came third with 148.1 index points. On the other hand, Communication has 106.3 index points, and Recreation and Culture have 120.3 index points, and Transport with 121.7 index points is the commodity group with the lowest CPI.

Figure 1. Consumer Price Index by Commodity Group, North Cotabato: May 2021(2012=100)



North Cotabato's inflation rate was 6.1% in May 2021

As of May 2021, the Cotabato Province inflation rate was at 6.1 percent. This Figure is lower than the 6.2 percent inflation rate in the previous month and higher than the 4.8 percent in the same month of 2020.

**Figure 2. Monthly Inflation Rates, Cotabato Province: May 2020 to May 2021
(2012=100)**

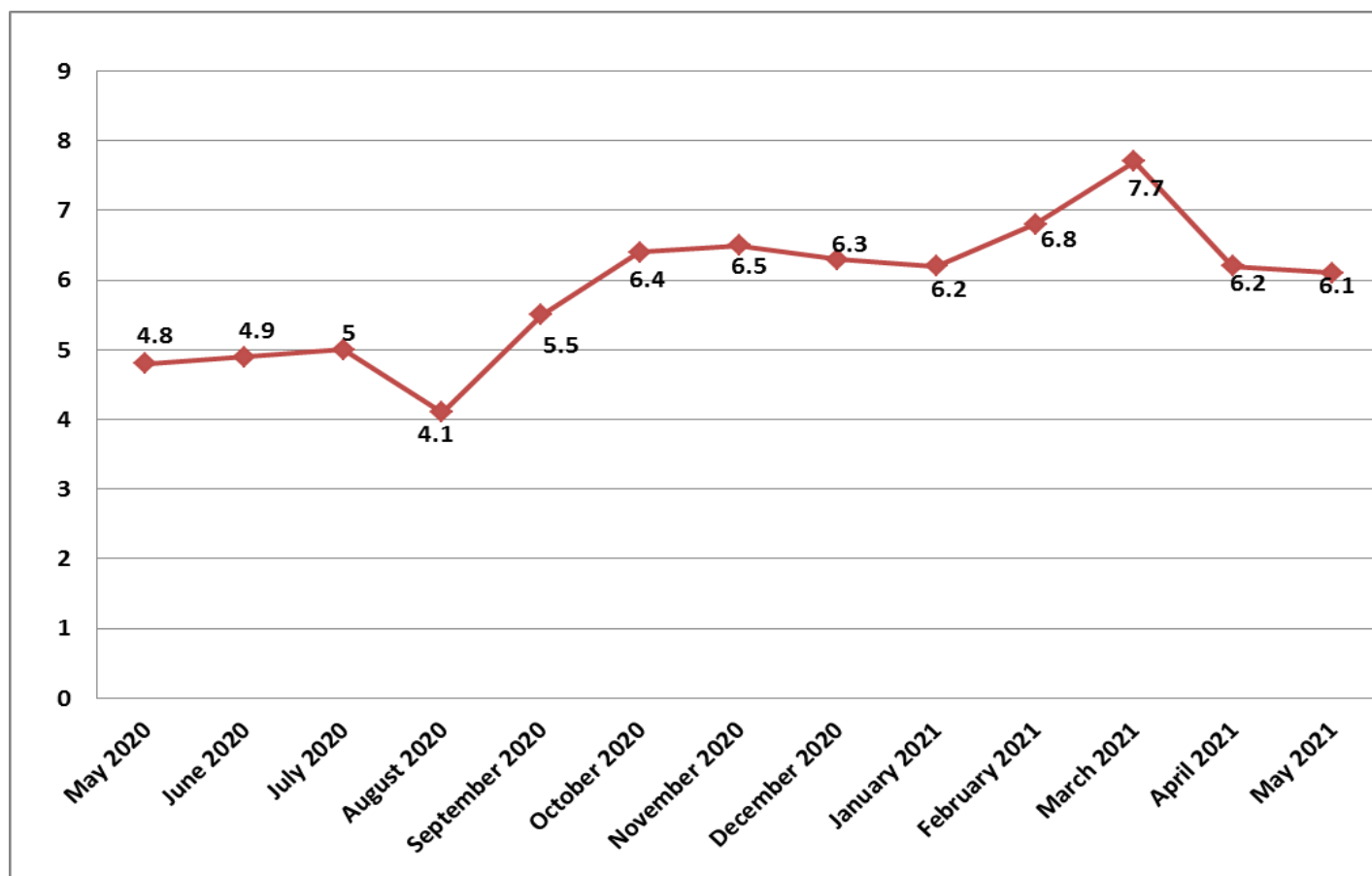


Figure 2 demonstrates an increasing trend from May 2020 to May 2021 except for the month of August 2020 which went down at 4.1 and reached its peak at 7.7 in March 2021. It decreased in April 2021 of 6.2 percent and settled at 6.1 percent in May 2021.

Inflation Rate by Commodity Group

- The year-on-year CPI by commodity group shows that Transport had the highest inflation rate in May 2021 at 25.72 percent. Restaurant and Miscellaneous Goods and Services also revealed a two-digit inflation rate of 13.45 percent. Alcoholic Beverages and Tobacco came third on the highest inflation rate with 11.96 percent.
- On the contrary, the three (3) lowest inflation recorded were Communication at 1.43 percent, Education at 0.24 percent and Recreation and Culture at 0.0 percent (see table 2).

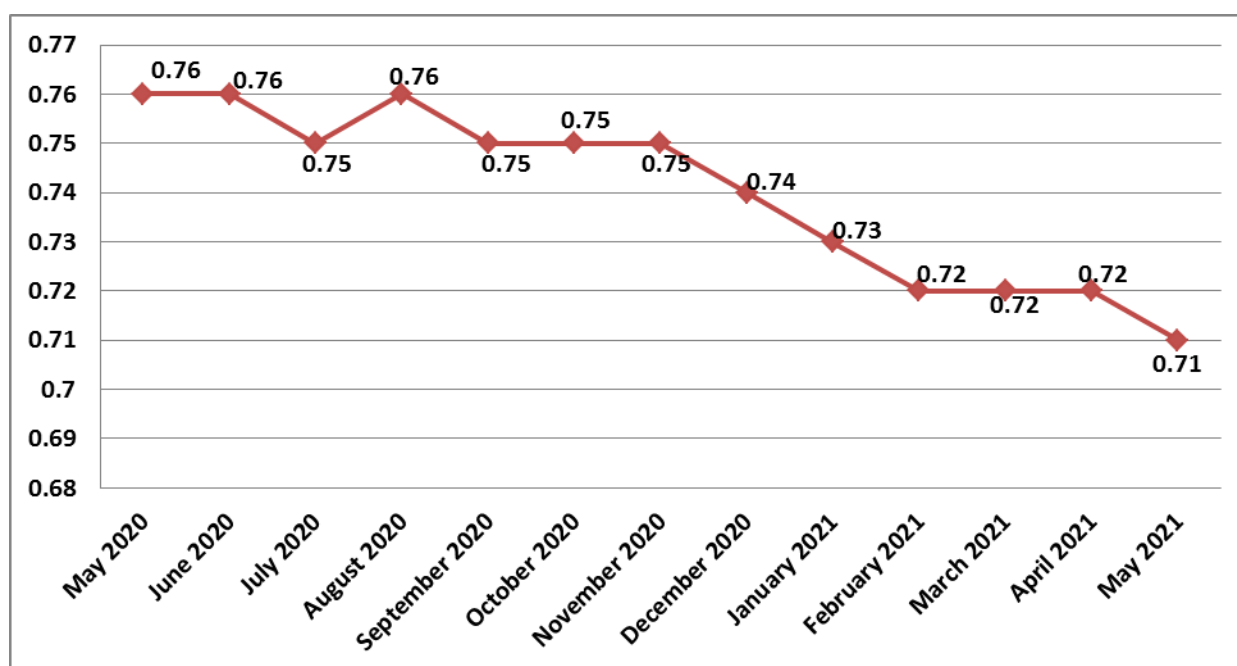
**Table 2. Year on Year Headline Inflation Rate for all Items by Commodity
Cotabato Province: May 2020– May 2021(2012=100)**

COMMODITY GROUP	MAY		INFLATION RATE
	2020	2021	
ALL ITEMS	131.9	140	14.47
Food and Non- Alcoholic Beverages	129.7	133.1	2.62
Alcoholic Beverages and Tobacco	258.4	289.3	11.96
Clothing and Footwear	116.9	122.1	4.45
Housing, Water, Electricity, Gas and other fuels	142.6	148.1	3.86
Furnishing, Household Equipment and Routine Maintenance of the House	129.0	133.9	3.80
Health	131.7	143.3	8.81
Transport	96.8	121.7	25.72
Communication	104.8	106.3	1.43
Recreation and Culture	120.3	120.3	0
Education	124.3	124.6	0.24
Restaurant and Miscellaneous Goods and Services	140.5	159.6	13.45

Purchasing Power of Peso (PPP)

The PPP in May 2021 in Cotabato Province was 0.71. This implies that the Php 1.00 in 2012, which is the base year, now values only PHP 0.71 in May 2021 (See figure 3).

Figure 3. Purchasing Power of Peso, Cotabato: May 2020 - May 2021



TECHNICAL NOTES

Consumer Price Index (CPI) – A measure of the change in the average retail prices of fixed basket of goods and services commonly purchased by households relative to base year.

Components of Index Construction

Market Basket – refers to a sample of goods and services that are commonly purchased and brought by an average Filipino household

Weight- A value attached to a commodity or group commodities to indicate the relative importance of that commodity.

Base Period - A period usually a year, at which the index number is set to 100 or it is the reference point of the index number series.

Index Method – Gives the formula used in computing the index number.

Indicators Derived from the CPI

Inflation Rate (IR) - Rate change in the average prices level as measured by the CPI between two periods.

Purchasing Power of Peso- Shows how much the peso in the base year (2012) is worth in another year or in the current period



ENGR. BELINDA R. PENUELA
Chief Statistical Specialist