

Date Release: 31 January 2023

Reference No. : 65R12-SR2023-04

Other Crops Situation in Sultan Kudarat Province: 4th Quarter 2022



The total production of other crops in Sultan Kudarat increased by 4.82 percent in the 4th Quarter 2022 compared to same period in 2021. Both the Non – food and Industrial Crops (NFICCs) and Fruitcrops grew at 4.03 percent or 105,806.13 MT and 6.63 percent or 59,912.87 MT, respectively, as shown in Table 1. Meanwhile, vegetables and rootcrops dropped to 5.75 percent or 1,954.49 MT during same reference period.

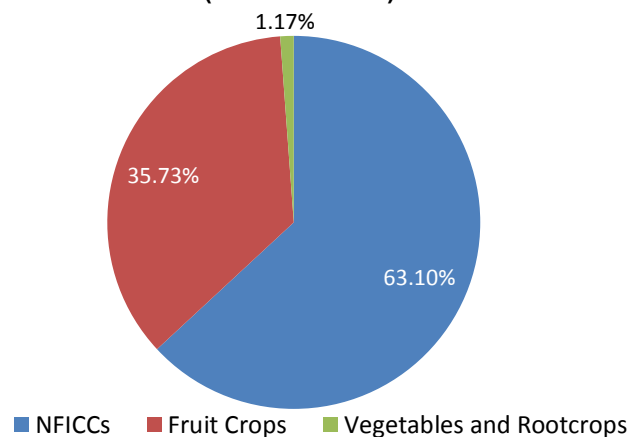
Table 1. SULTAN KUDARAT PROVINCE: OTHER CROPS PRODUCTION BY COMMODITY GROUPS, 4th QUARTER 2021 AND 4th QUARTER 2022

COMMODITY GROUPS	PRODUCTION (metric ton)		Percent Change
	4 th QUARTER 2021	4 th QUARTER 2022*	
Total	159,964.00	167,673.49	4.82
NFICCs	101,703.38	105,806.13	4.03
Fruitcrops	56,186.87	59,912.87	6.63
Vegetables and Rootcrops	2,073.75	1,954.49	(5.75)

*Preliminary Data (Final and official data will be available once posted on PSA website)

Source: Philippine Statistics Authority (PSA), Crops Production Survey (CrPS) (openstat.psa.gov.ph)

Figure 1. Sultan Kudarat Province: Other Crops Production in Percent Share, by Commodity Groups, 4th Quarter 2022* (in metric tons)



*Preliminary Data (Final and official data will be available once posted on PSA website)

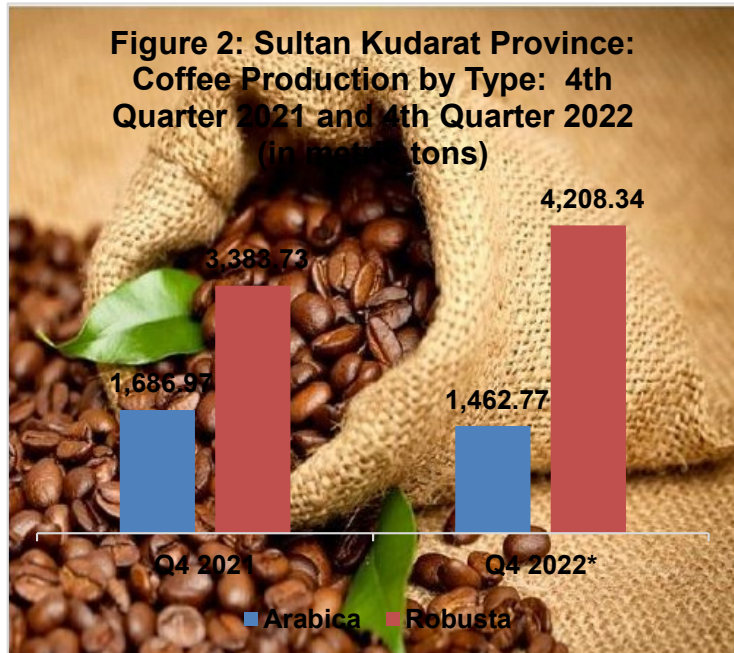
Source: Philippine Statistics Authority (PSA), Crops Production Survey (CrPS) (openstat.psa.gov.ph)

As shown in Figure 1, Sultan Kudarat's total production of other crops for the 4th Quarter of 2022, NFICCs got the largest portion with 63.10 percent or 105,806.13 MT, followed by fruitcrops, vegetables, and rootcrops at 35.73 percent or 59,912.87 MT and 1.17 percent or 1,954.49 MT, respectively.

Key Results for Other Crops of Sultan Kudarat Province

Coffee Robusta posted 4,208.34 MT in 4th Quarter 2022, which is 24.37 percent higher than 3,383.73 MT in 4th Quarter 2021.

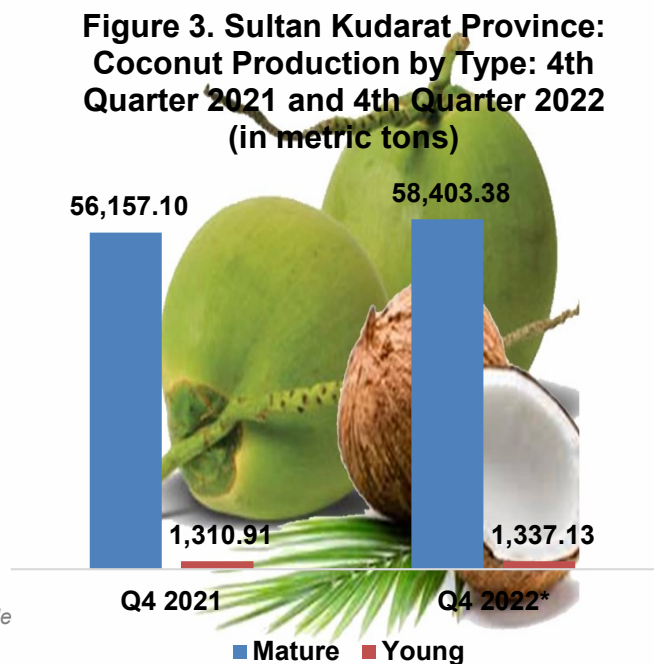
Meanwhile, Coffee Arabica dropped to 13.29 percent from 1,686.97 MT in 4th Quarter 2021 to 1,462.77 MT of same quarter in 2022 as shown in Figure 4.



Note: Other varieties not included in the figure
**Preliminary Data (Final and official data will be available once posted on PSA website)*
 Source: Philippine Statistics Authority (PSA), Crops Production Survey (CrPS) (openstat.psa.gov.ph)

Figure 3 shows mature coconut increased by 4.00 percent or 58,403.38 MT in 4th Quarter 2022 compared to last year same period at 56,157.10 MT.

Meanwhile, young coconut also increased by 2.00 percent from 1,310.91 MT in 4th Quarter 2021 to 1,337.13 MT of same quarter in 2022.

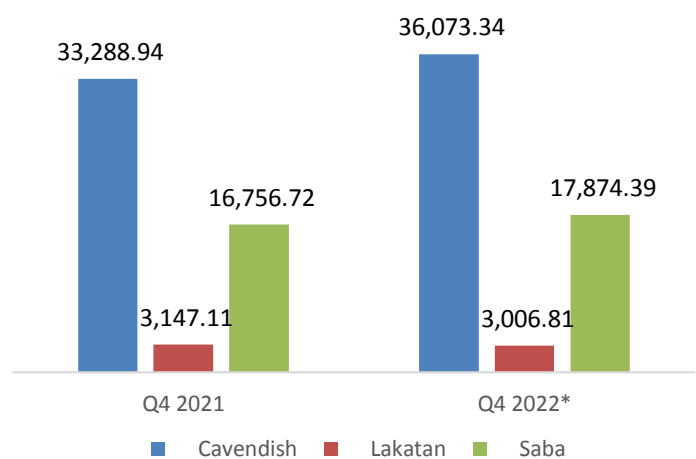


**Preliminary Data (Final and official data will be available once posted on PSA website)*
 Source: Philippine Statistics Authority (PSA), Crops Production Survey (CrPS) (openstat.psa.gov.ph)

In 4th Quarter 2022, Cavendish Banana reached 36,073.34 MT or 8.36 percent higher than the 4th Quarter 2021 level of 33,288.94 MT. Saba Banana also grew by 6.67 percent or 17,874.39 MT as compared same period in 2021 at 16,756.72 MT.

Meanwhile, Lakatan Banana dropped to 4.46 percent from 3,147.11 MT in 4th Quarter 2021 to 3,006.81 MT of same quarter in 2022 as shown in Figure 4.

Figure 4. Sultan Kudarat Province: Banana Production by Type: 4th Quarter 2021 and 4th Quarter 2022 (in metric tons)



Note: Other varieties not included in the figure
**Preliminary Data (Final and official data will be available once posted on PSA website)*
 Source: Philippine Statistics Authority (PSA), Crops Production Survey (CrPS) (openstat.psa.gov.ph)

Compared to the same period last year, Sultan Kudarat Province's production of Sugarcane for Centrifugal Sugar increased by 5.29 percent or 9,308.47 MT.

However, Sultan Kudarat's production of Sugarcane for Panocha/Mascovado dropped to 12.89 percent or 813.91 MT in 4th Quarter of 2022 compared to last year same period at 934.45 MT.



Note: Other uses not included in the figure
**Preliminary Data (Final and official data will be available once posted on PSA website)*
 Source: Philippine Statistics Authority (PSA), Crops Production Survey (CrPS) (openstat.psa.gov.ph)

Compared to the same period last year, Sultan Kudarat's production of Oil Palm (fresh fruit bunch) increased by 3.00 percent or 29,908.42 MT.

**Preliminary Data (Final and official data will be available once posted on PSA website)*
 Source: Philippine Statistics Authority (PSA), Crops Production Survey (CrPS) (openstat.psa.gov.ph)



Calamansi production of Sultan Kudarat increased by 9.03 percent or 349.86 MT in 4th Quarter of 2022 compared to last year same period at 320.88 MT.



**Preliminary Data (Final and official data will be available once posted on PSA website)*
Source: Philippine Statistics Authority (PSA), Crops Production Survey (CrPS) (openstat.psa.gov.ph)

TECHNICAL NOTES

The CrPS is a quarterly survey which aims to generate basic production statistics for crops other than palay and corn at the national and sub-national levels. Nineteen major crops under the other Crops sub-sector are highlighted in the Performance of Philippine Agriculture Report (PAR).

The CrPS covers more than 280 crops sub-classified under three commodity groupings, namely: 1) Non-Food and Industrial Crops, 2) Fruit Crops, and 3) Vegetables and Rootcrops.

For the purpose of this survey, crop production is defined as the quantity produced and actually harvested for a particular crop during the reference period. It includes those measured but damaged, stolen, given away, consumed, given as harvesters' share, and reserved. Excluded are those produced but not harvested for whatever reason/s.

Approved for Release:

A handwritten signature in black ink, appearing to read 'Herlita G. Caraan', written in a cursive style.

HERLITA G. CARAAN
Chief Statistical Specialist