



SPECIAL RELEASE

VOLUME AND VALUE OF IMPORTED AND EXPORTED GOODS, SOCCSKSARGEN REGION: AUGUST 2020

Date of Release: 03 MARCH 2021
Reference No. R12-SR2021-010

Merchandise Trade

Export sales of SOCCSKSARGEN Region in August 2020 was valued at US\$101,782,600, an increase of 24.1 percent from US\$82,027,291 recorded in August 2019. Total volume of export goods reached 75,163,602 kilograms during the month under review from 72,427,543 kilograms a year ago.

Import payments reached US\$51,089,796 in August 2020, a drop of 15.6 percent from US\$60,225,251 during the same period in 2019. Imported goods totaled to 124,941,755 kilograms from 81,294,376 kilograms the previous year.

Table 1: Growth Rate and Value of Imported and Exported Goods,
SOCCSKSARGEN Region: August 2019 and 2020

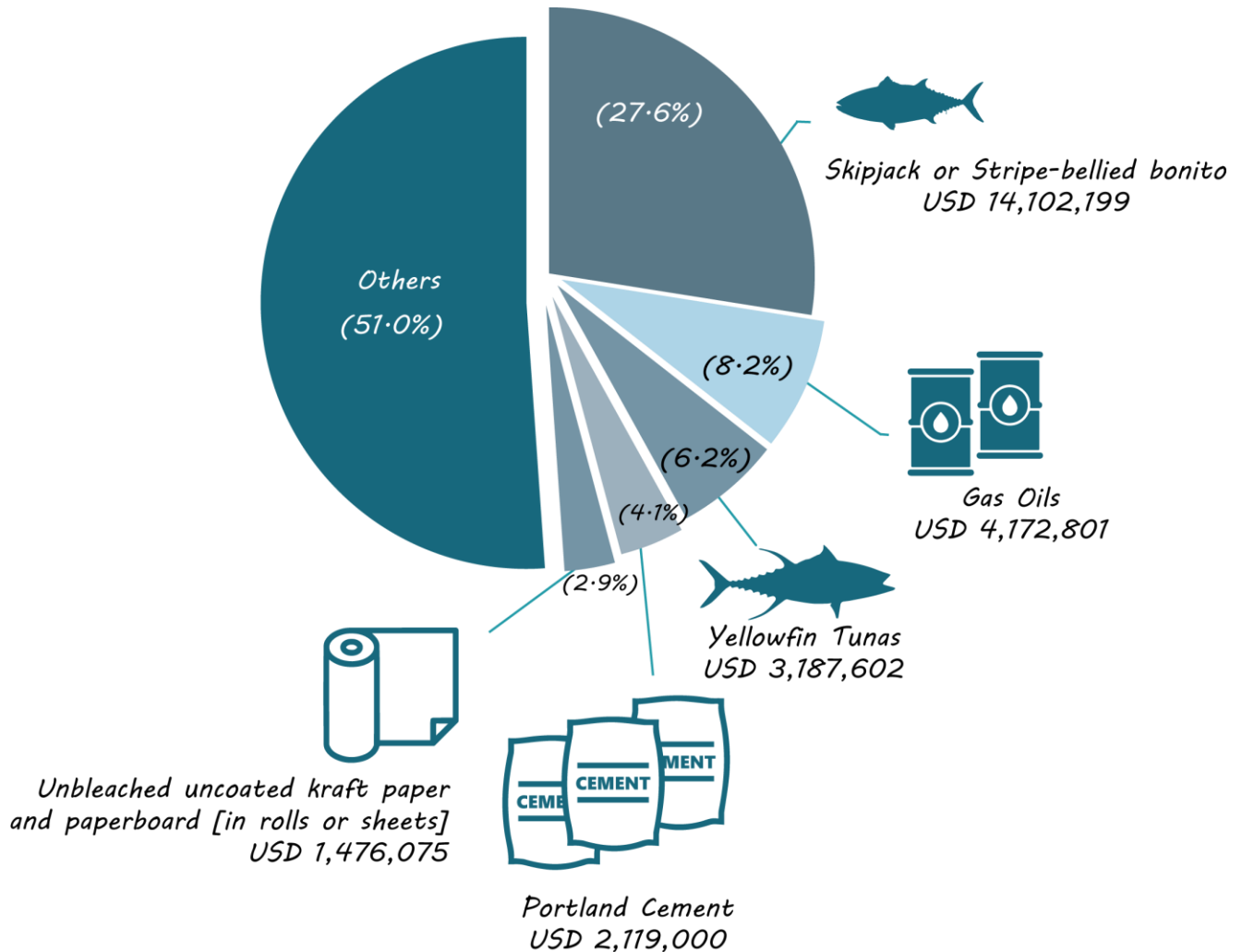
	Exports		Imports	
	August 2020	August 2019	August 2020	August 2019
Free-on-Board Value	101,782,600	82,027,291	51,089,796	60,225,251
Year-on-year Growth Rate	24.1%		-15.6%	
Volume (in kilograms)	75,163,602	72,427,543	124,941,755	81,294,376
Year-on-year Growth Rate	3.8%		53.7%	

Import Goods

The top 5 imported commodities based on their FOB value for the month under review include *Skipjack or stripe-bellied bonito* at US\$14,102,199, constituting 27.6 percent; *Gas Oils* at US\$4,172,801, 8.2 percent; *Yellowfin Tunas* at US\$3,187,602, 6.2 percent; *Portland Cement* at US\$2,119,000, 4.1 percent; and *Unbleached uncoated kraft paper and paperboard [in rolls or sheets]* at US\$1,476,075, 2.9 percent.



Figure 1: Distribution of Top Five (5) Imported Commodities Based on FOB Value, SOCCSKSARGEN Region: August 2020



Source: Philippine Statistics Authority

In terms of volume, the top 5 imported commodities include *Other Portland cement, aluminous cement, slag cement, supersulphate cement and similar hydraulic cements, whether or not coloured or in the form of clinkers*, (44,133,370 kilograms); *Other hydraulic cement*, (15,036,500 kilograms); *Pozzolan cement and blended pozzolan cement*, (12,063,000 kilograms); *Gas oils*, (11,806,265 kilograms); and *Skipjack or stripe-bellied bonito*, (11,140,555 kilograms).

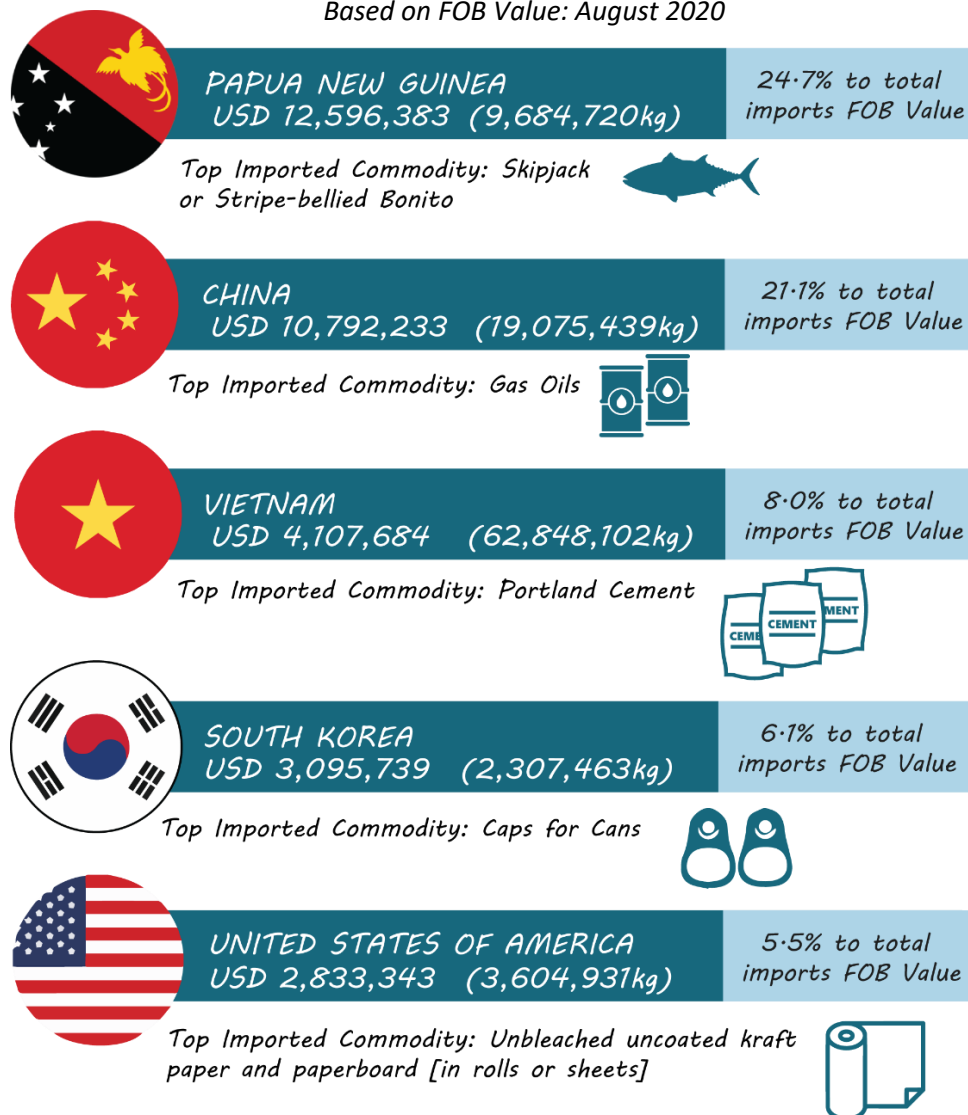
Imported Commodities	Volume (in Kilograms)
<i>Other portland cement, aluminous cement, slag cement, supersulphate cement and similar hydraulic cements, whether or not coloured or in the form of clinkers.</i>	44,133,370
<i>Other hydraulic cement</i>	15,036,500
<i>Pozzolan cement and blended pozzolan cement</i>	12,063,000
<i>Gas oils</i>	11,806,265
<i>Skipjack or stripe-bellied bonito</i>	11,140,555



Import payments to *Papua New Guinea* totaled to US\$12,596,383 which accounted for 24.7 percent of the total value of goods imported by SOCCSKSARGEN Region in August 2020. *China* was next at US\$10,792,233; *Vietnam*, US\$4,107,684; *South Korea*, US\$3,095,739; and *United States of America*, US\$2,833,343.

The top import goods from *Papua New Guinea* in terms of value include *Skipjack or stripe-bellied bonito*. From *China*, *Gas Oils*; *Vietnam*, *Portland Cement*; *South Korea*, *Caps for Cans*; and *United States of America*, *Unbleached uncoated kraft paper and paperboard*.

Figure 2: Top Five (5) Source Countries for SOCCSKSARGEN Region's Imports, Based on FOB Value: August 2020



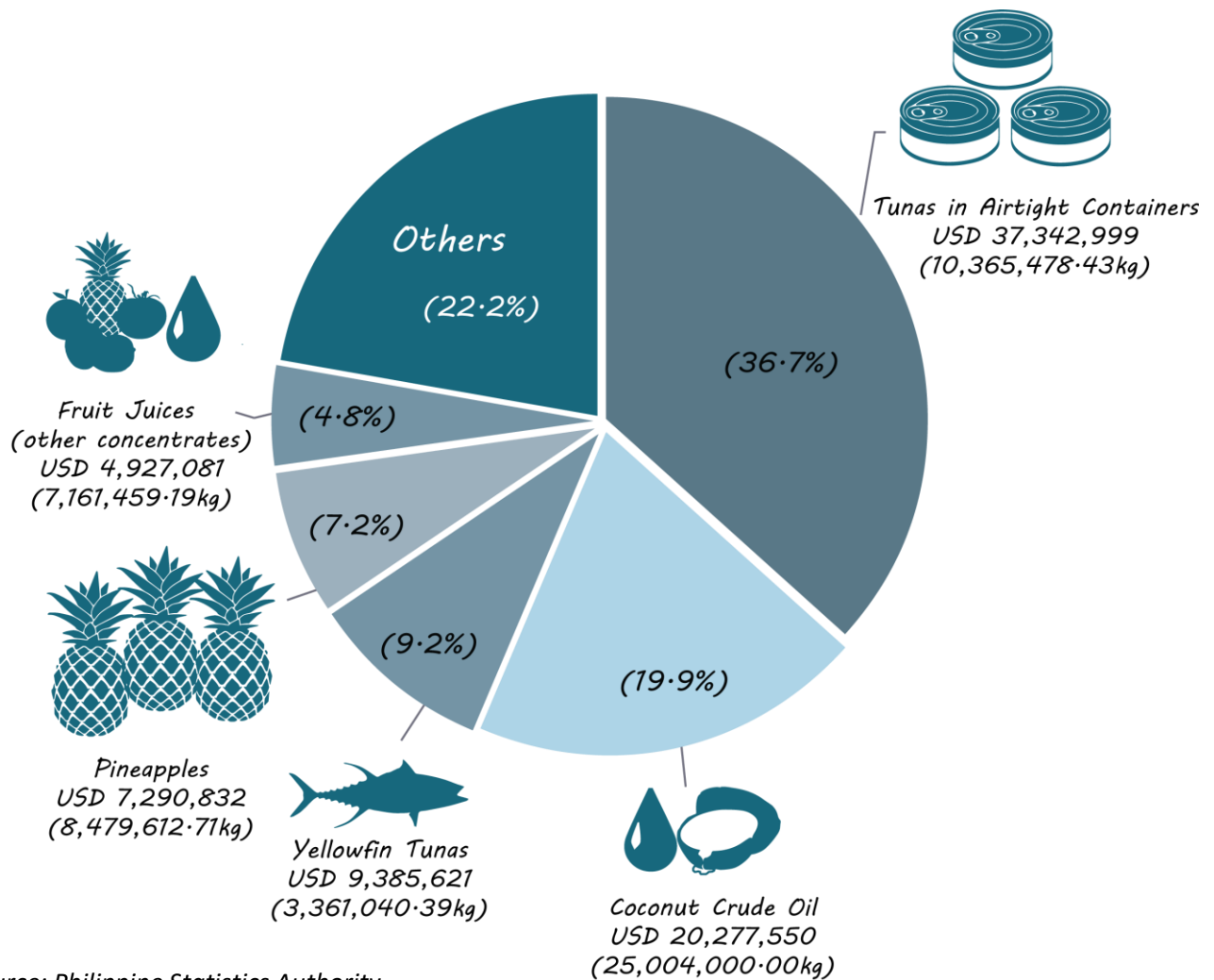
Source: Philippine Statistics Authority



Export Goods

The top 5 export commodities in terms of FOB value include *Tunas (in airtight containers)*, *Coconut Crude Oil*, *Yellowfin tunas*, *Pineapples* and *Concentrates*. Export sales for *Tunas (in airtight containers)* reached US\$37,342,999 with a gross weight of 10,365,478.43 kilograms. It was followed by *Coconut Crude Oil* at US\$20,277,550; *Yellowfin Tunas*, US\$9,385,621; *Pineapples*, US\$7,290,832; and *Fruit Juices (Other Concentrates)*, US\$4,927,081.

Figure 3: Distribution of Top Five (5) Exported Commodities Based on FOB Value
SOCCSKSARGEN Region: August 2020



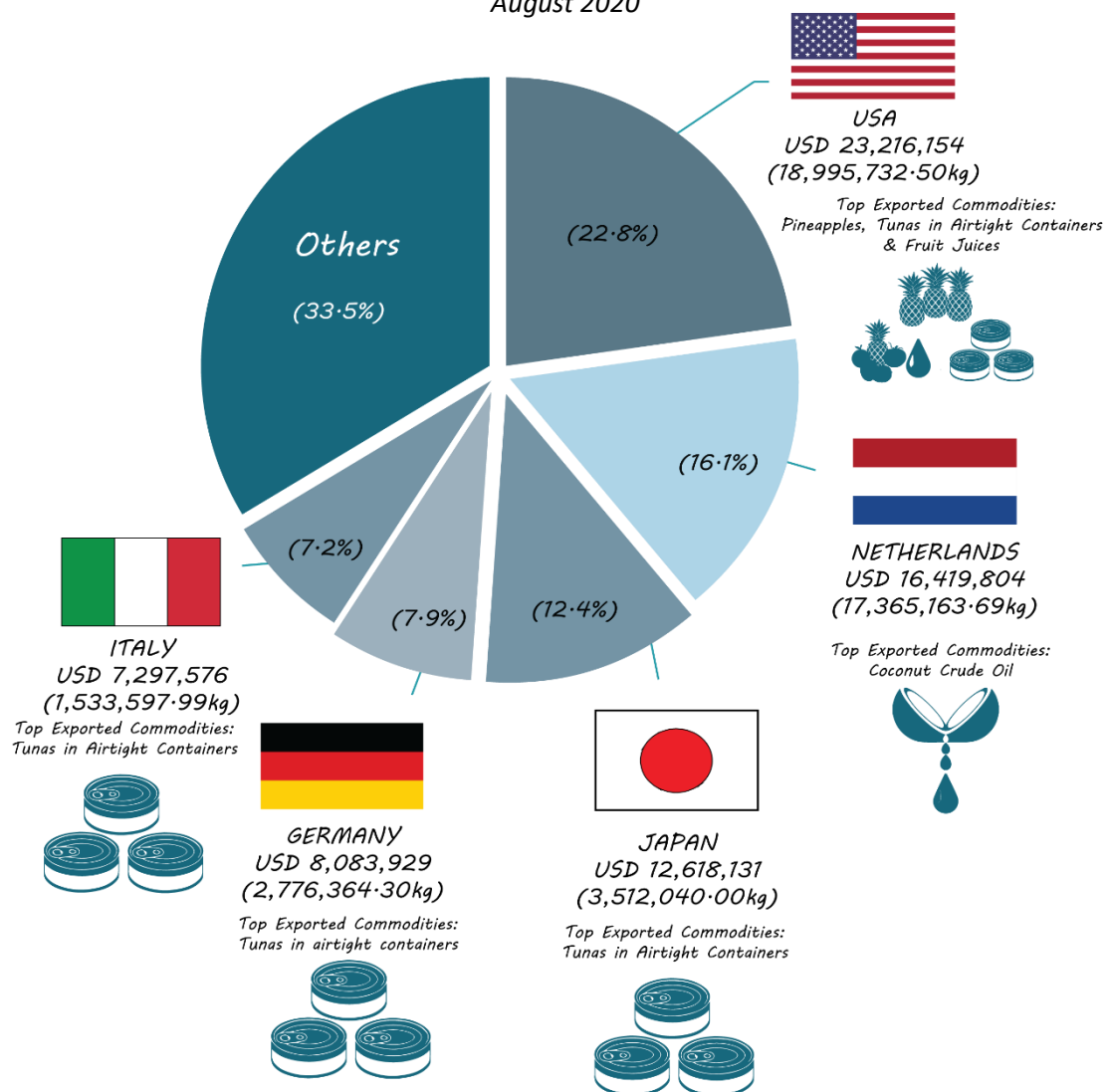
Source: Philippine Statistics Authority



At US\$23,216,154, the *United States of America* (USA) is the top destination of SOCCSKSARGEN Region's export goods weighing 18,995,732.50 kilograms. *Netherlands* was next at US\$16,419,804; *Japan*, US\$12,618,131; *Germany*, US\$8,083,929; and *Italy*, US\$7,297,576.

The top commodities exported to USA include Pineapples, Fruit and Vegetable Juices (Concentrates), and Tunas (in airtight containers). In Netherlands, Coconut Crude Oil; Japan, Tunas (in airtight containers); Germany, Tunas (in airtight containers); and Italy, Coconut Crude Oil.

Figure 4: Top Five (5) Destination Countries for SOCCSKSARGEN Region's Exports Based on FOB Value August 2020



Source: Philippine Statistics Authority





REPUBLIC OF THE PHILIPPINES
PHILIPPINE STATISTICS AUTHORITY
SOCCSKSARGEN REGION

Approved for Release:

ATTY. MAQTAHAR L. MANULON, CESO V
Regional Director

For inquiries, please contact:

MA. EILEEN A. BERDEPRADO/CYREX BOY V. QUITIOL
Statistical Operations and Coordination Division, PSA-RSSO XII
Telephone Number (064) 557-2416



4/F CYMCI Building, Don Rufino Alonzo St., Cotabato City 9600
Telefax: (064) 421-2827, Telephone: (064) 557-2416
E-mail: psadose@gmail.com
<https://rso12.psa.gov.ph>