



REPUBLIC OF THE PHILIPPINES  
PHILIPPINE STATISTICS AUTHORITY  
SOCCSKSARGEN REGION

# SPECIAL RELEASE

## VOLUME AND VALUE OF IMPORTED AND EXPORTED GOODS, SOCCSKSARGEN REGION: JULY 2020

Date of Release: 03 MARCH 2021

Reference No. R12-SR2021-009

### Merchandise Trade

SOCCSKSARGEN Region's export income in July 2020 went down by 31.2 percent at US\$70,293,351 from US\$102,105,334 in July 2019. The total volume of export commodities weighed 48,219,698 kilograms during the month under review from 93,164,127 kilograms in the same month of the previous year.

Import expenditures, at US\$70,241,834, went down by 5.2 percent from US\$74,107,578 in the same month of 2019. Imported goods reached a total of 185,706,092 kilograms from 108,038,527 kilograms in July 2019.

Table 1: Volume and Value of Imported and Exported Goods,  
SOCCSKSARGEN Region: July 2019 and 2020

	Imports		Exports	
	July 2020	July 2019	July 2020	July 2019
Free-on-Board (FOB) Value (in USD)	70,241,834	74,107,578	70,293,351	102,105,334
Year-on-year Growth Rate	-5.2%		-31.2%	
Volume (in kilograms)	185,706,092	108,038,527	48,219,698	93,164,127
Year-on-year Growth Rate	71.9%		-48.2%	

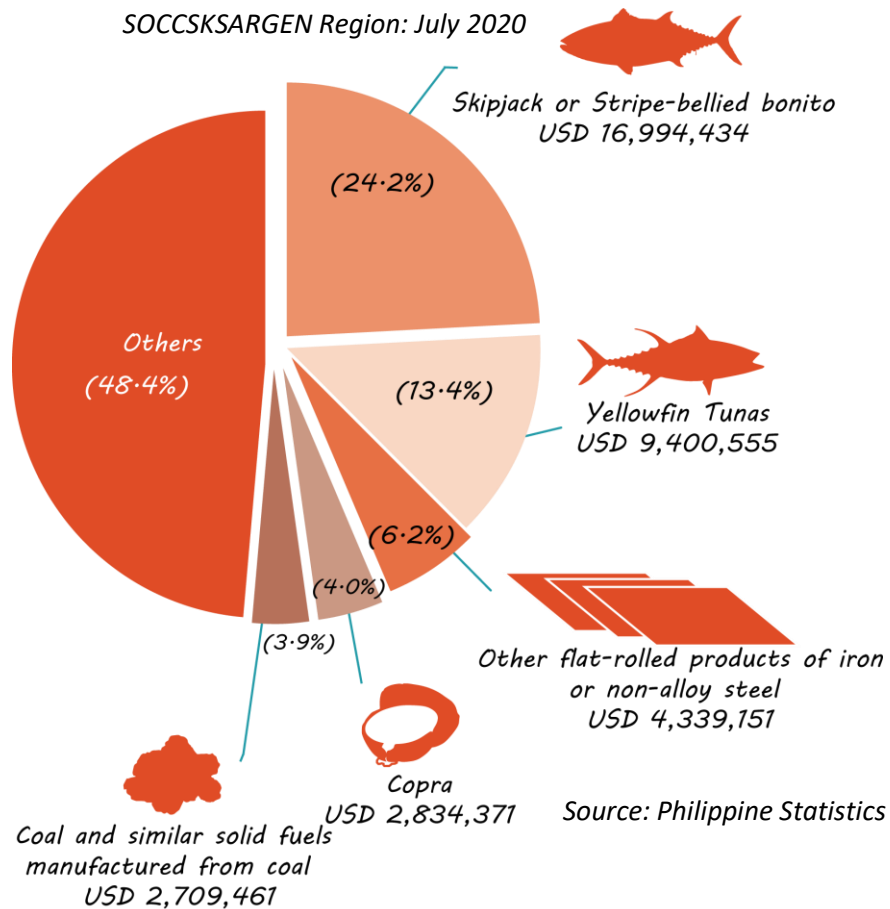
Source: Philippine Statistics Authority

### Import Goods

Skipjack or stripe-bellied bonito was the highest imported commodity in terms of Free-On-Board (FOB) value in SOCCSKSARGEN Region in July 2020 at US\$16,994,434 accounting for 24.2 percent of the total imports expenditures. *Yellowfin Tunas* followed at 13.4%, (US\$9,400,555); *Other flat-rolled products of iron or non-alloy steel*, (US\$4,339,151) at 6.2 percent; *Copra*, (US\$2,834,371) at 4.0 percent; and *Coal [briquettes, ovoids and similar solid fuels manufactured from coal]*, (US\$2,709,461) at 3.9 percent;



Figure 1: Distribution of Top Five (5) Imported Commodities Based on FOB Value, SOCCSKSARGEN Region: July 2020



Source: Philippine Statistics Authority

The top 5 imported commodities based on volume include *Other Coal [briquettes, ovoids and similar solid fuels manufactured from coal]*, (54,300,000 kilograms); *Other Portland cement, aluminous cement, slag cement, supersulphate cement and similar hydraulic cements [whether or not coloured or in the form of clinkers]*, (28,237,100 kilograms); *Pozzolan cement and blended pozzolan cement*, (25,102,702 kilograms); *Sea Water Salt (including table salt and denatured salt) and pure sodium chloride, whether or not in aqueous solution or containing added anti-caking or free-flowing agents; sea water.*, (16,000,000 kilograms); and *Skipjack or stripe-bellied bonito*, (12,417,449 kilograms).

Table 2: Top 5 Imported Commodities Based on Volume

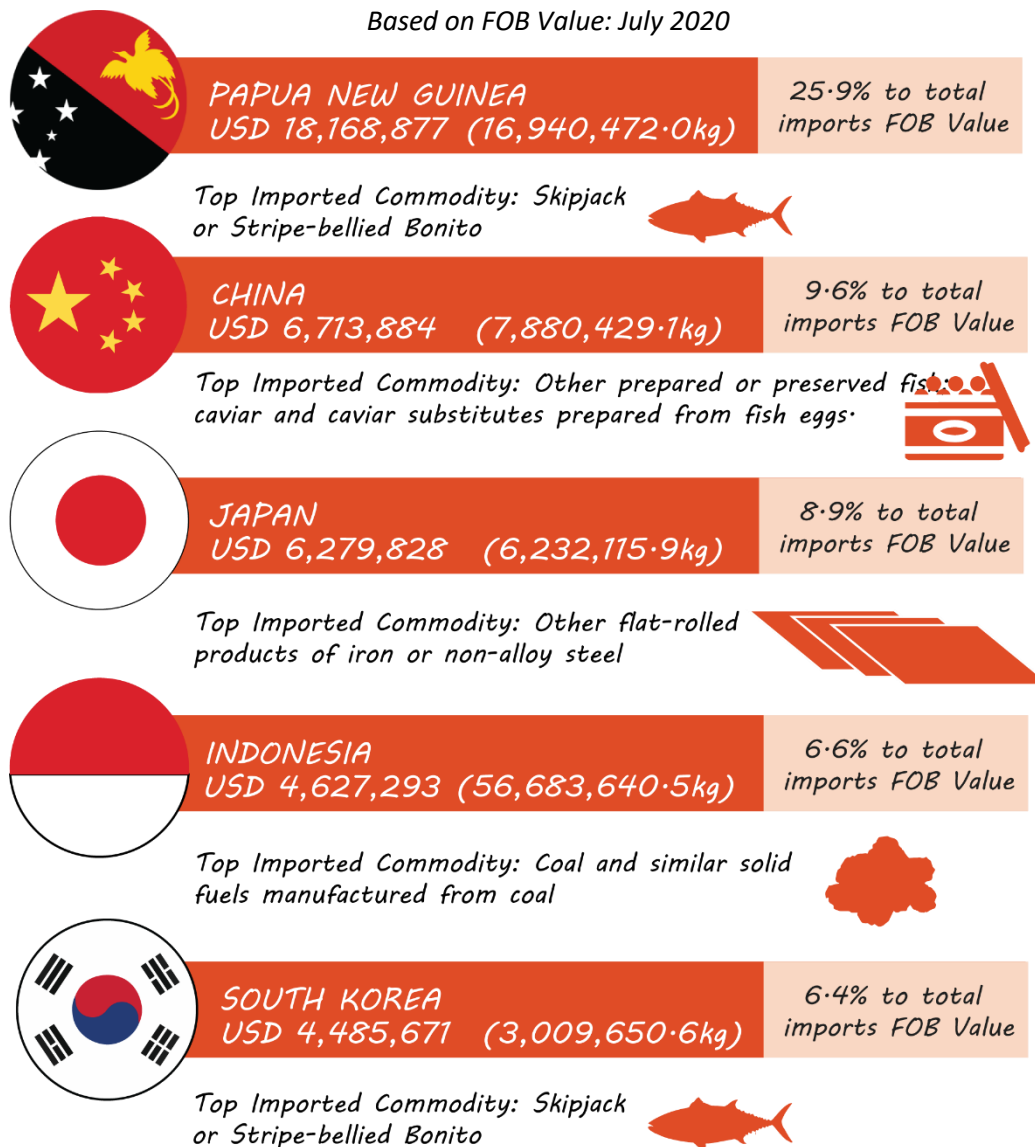
Imported Commodities	Volume (in Kilograms)
<i>Other Coal; briquettes, ovoids and similar solid fuels manufactured from coal.</i>	54,300,000
<i>Other portland cement, aluminous cement, slag cement, supersulphate cement and similar hydraulic cements, whether or not coloured or in the form of clinkers.</i>	28,237,100
<i>Pozzolan cement and blended pozzolan cement</i>	25,102,702
<i>Sea Water Salt (including table salt and denatured salt) and pure sodium chloride, whether or not in aqueous solution or containing added anti-caking or free-flowing agents; sea water.</i>	16,000,000
<i>Skipjack or stripe-bellied bonito</i>	12,417,449



Papua New Guinea was the region's biggest supplier of imported goods amounting to US\$18,168,877 in July 2020 accounting for 25.9% of the total import value of the region. China was second at US\$6,173,884 (9.6%); Japan at US\$6,279,828 (8.9%); Indonesia at US\$4,627,293 (6.6%); and South Korea at US\$4,485,671 (6.4%).

The top import goods from *Papua New Guinea* in terms of FOB value was *Skipjack or Stripe-bellied bonito*. From *China*, *Other prepared or preserved fish; caviar and caviar substitutes prepared from fish eggs*; *Japan*, *Other flat-rolled products of iron or non-alloy steel*; *Indonesia*, *Coal and similar solid fuels manufactured from coal*; and *South Korea*, *Skipjack or Stripe-bellied bonito*.

Figure 2: Top Five (5) Source Countries for SOCCSKSARGEN Region's Imports, Based on FOB Value: July 2020



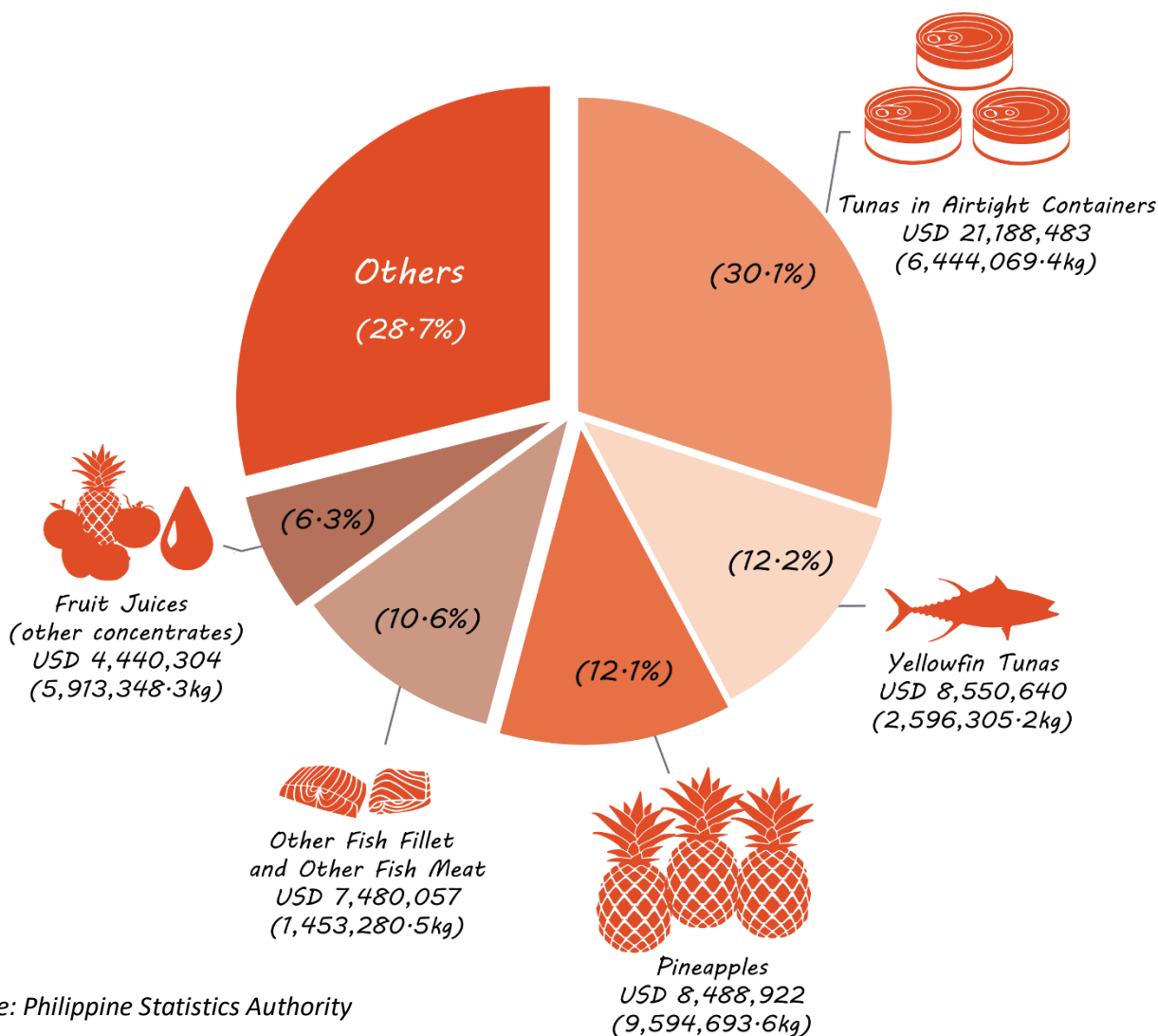
Source: Philippine Statistics Authority



## Export Goods

The top 5 export commodities in terms of FOB value comprised of *Tunas in airtight containers*, *Yellowfin tuna (include frozen and excludes fish fillets)*, *Pineapples*, *Other Fish Fillet and Other Fish Meat* and *Fruit Juices [Other Concentrates]*. With a gross weight of 6,444,069.4 kilograms, export sales for *Tunas* was recorded at US\$21,188,483. It was followed by *Yellowfin Tunas* at US\$8,550,640; *Pineapples*, US\$8,488,922; *Other Fish Fillet and Other Fish Meat* at US\$7,480,057; and *Fruit Juices [Other Concentrates]* at US\$4,440,304.

Figure 3: Distribution of Top Five (5) Exported Commodities Based on FOB Value  
SOCCSKSARGEN Region: July 2020



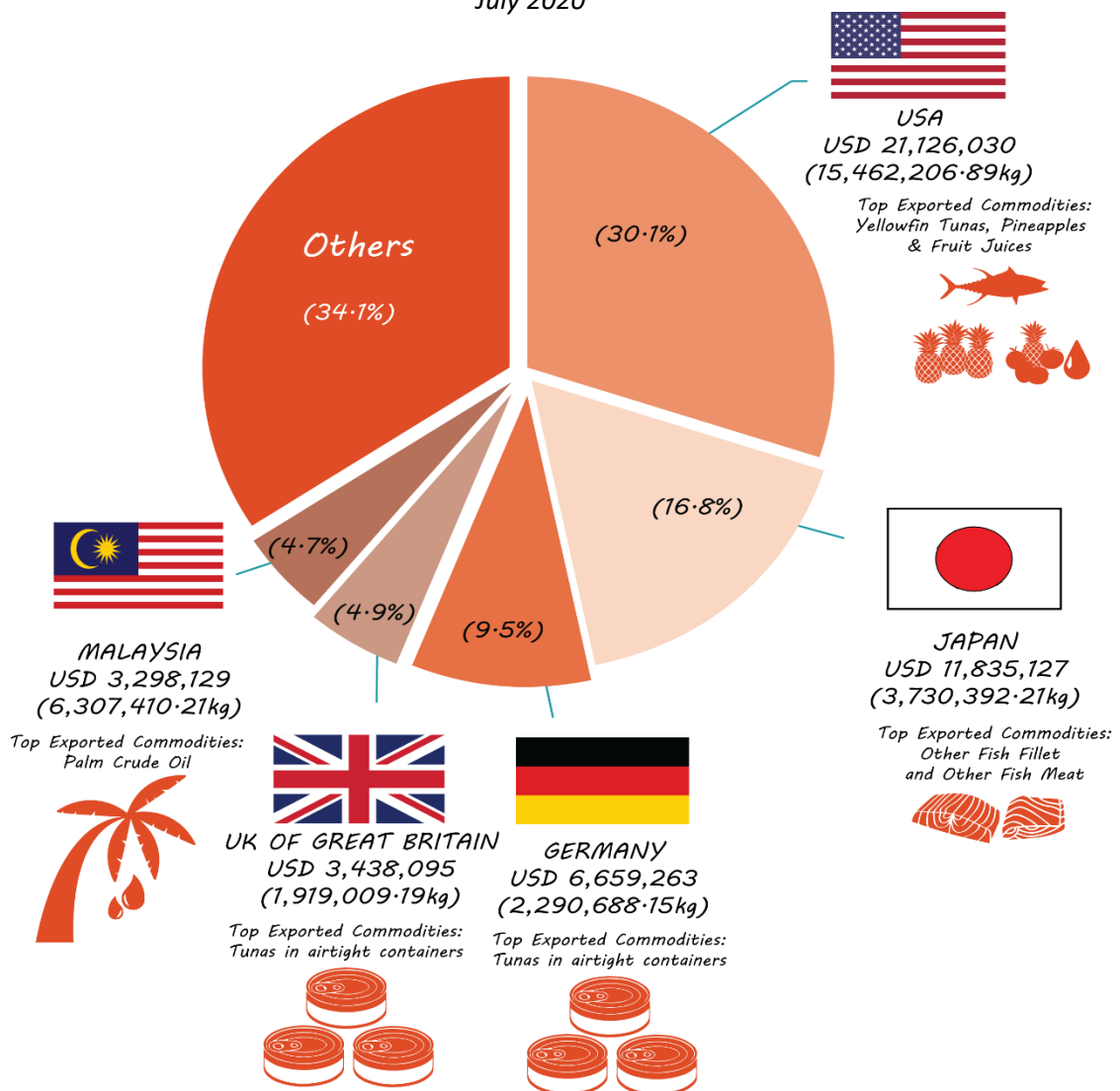
Source: Philippine Statistics Authority



The United States of America (USA) was the top destination of SOCCSKSARGEN Region’s export commodities at US\$21,126,030 weighing 15,462,206.89 kilograms and with a share of 30.1% to the total export value of the region. It was followed by Japan at US\$11,835,127 (16.8%); Germany at US\$6,659,263 (9.5%); United Kingdom at US\$3,438,095 (4.9%); and Malaysia at US\$3,298,129 (4.7%).

The top commodities exported to USA include Yellowfin Tunas, Pineapples and Fruit Juices (other concentrates). In Japan, Other Fish fillets and other fish meat (whether or not minced), fresh, chilled or frozen; Germany, Tunas in airtight containers; United Kingdom, Tunas in airtight containers; and Malaysia, Palm Crude Oil.

Figure 4: Top Five (5) Destination Countries for SOCCSKSARGEN Region’s Exports Based on FOB Value July 2020



Source: Philippine Statistics Authority





REPUBLIC OF THE PHILIPPINES  
**PHILIPPINE STATISTICS AUTHORITY**  
**SOCCSKSARGEN REGION**

Approved for Release:

**ATTY. MAQTAHAR L. MANULON, CESO V**  
Regional Director

For inquiries, please contact:

**MA. EILEEN A. BERDEPRADO/CYREX BOY V. QUITIOL**  
Statistical Operations and Coordination Division, PSA-RSSO XII  
Telephone Number (064) 557-2416



4/F CYMCI Building, Don Rufino Alonzo St., Cotabato City 9600  
Telefax: (064) 421-2827, Telephone: (064) 557-2416  
E-mail: [psadose@gmail.com](mailto:psadose@gmail.com)  
<https://rss012.psa.gov.ph>