



SPECIAL RELEASE

VOLUME AND VALUE OF IMPORTED AND EXPORTED GOODS, SOCCSKSARGEN REGION: APRIL 2020

Date of Release: 2 DECEMBER 2020
Reference No. R12-SR2020-067

Merchandise Trade

Export sales of SOCCSKSARGEN Region in April 2020 was valued at US\$77,142,394, an increase of 25.1 percent from US\$61,360,487 recorded in April 2019. Total volume of export goods reached 59,467,752 kilograms during the month under review from 35,319,820 kilograms a year ago.

Import payments reached US\$51,961,814 in April 2020, about 2.1 percent lower from US\$53,056,944 during the same period in 2019. Imported goods totaled to 130,506,485 kilograms from 130,923,025 kilograms the previous year.

Table 1: Growth Rate and Value of Imported and Exported Goods,
SOCCSKSARGEN Region: April 2019 and 2020

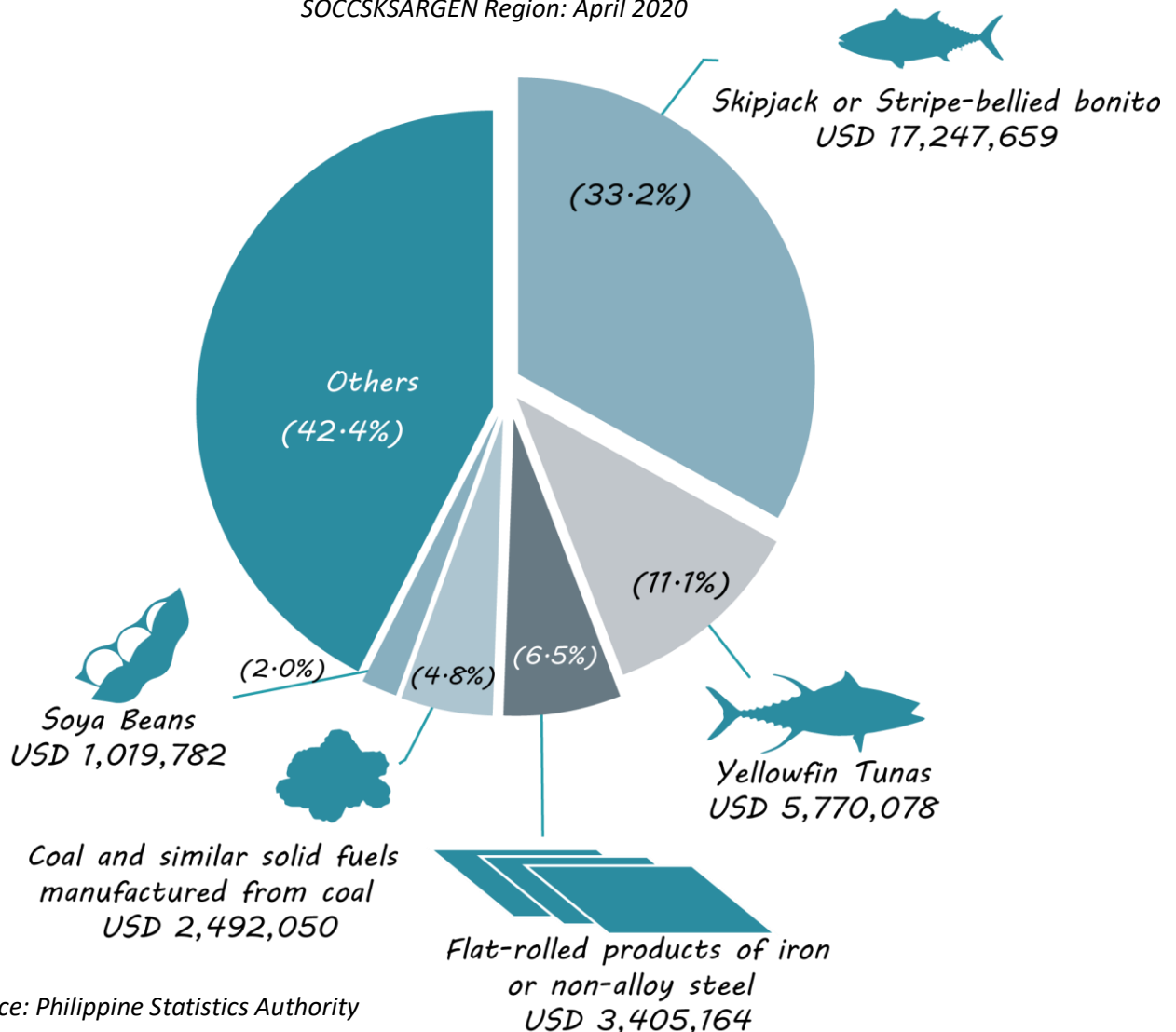
	Exports		Imports	
	April 2020	April 2019	April 2020	April 2019
Free-on-Board Value	77,142,394	61,360,487	51,961,814	53,056,944
Year-on-year Growth Rate	25.1%		-2.1%	
Volume (in kilograms)	59,467,752	35,319,820	106,506,485	130,923,025
Year-on-year Growth Rate	68.4%		-18.6%	

Import Goods

The top 5 imported commodities based on their FOB value for the month under review include *Skipjack or stripe-bellied bonito* at US\$17,247,659, constituting 33.2 percent; *Yellowfin Tunas* at US\$5,770,078, 11.1 percent; *Flat-rolled products of iron or non-alloy steel* at US\$3,405,164, 6.5 percent; *Coal* at US\$2,492,050, 4.8 percent and *Soya Beans* at US\$1,019,782, 2.0 percent.



Figure 1: Distribution of Top Five (5) Imported Commodities Based on FOB Value, SOCCSKSARGEN Region: April 2020



Source: Philippine Statistics Authority

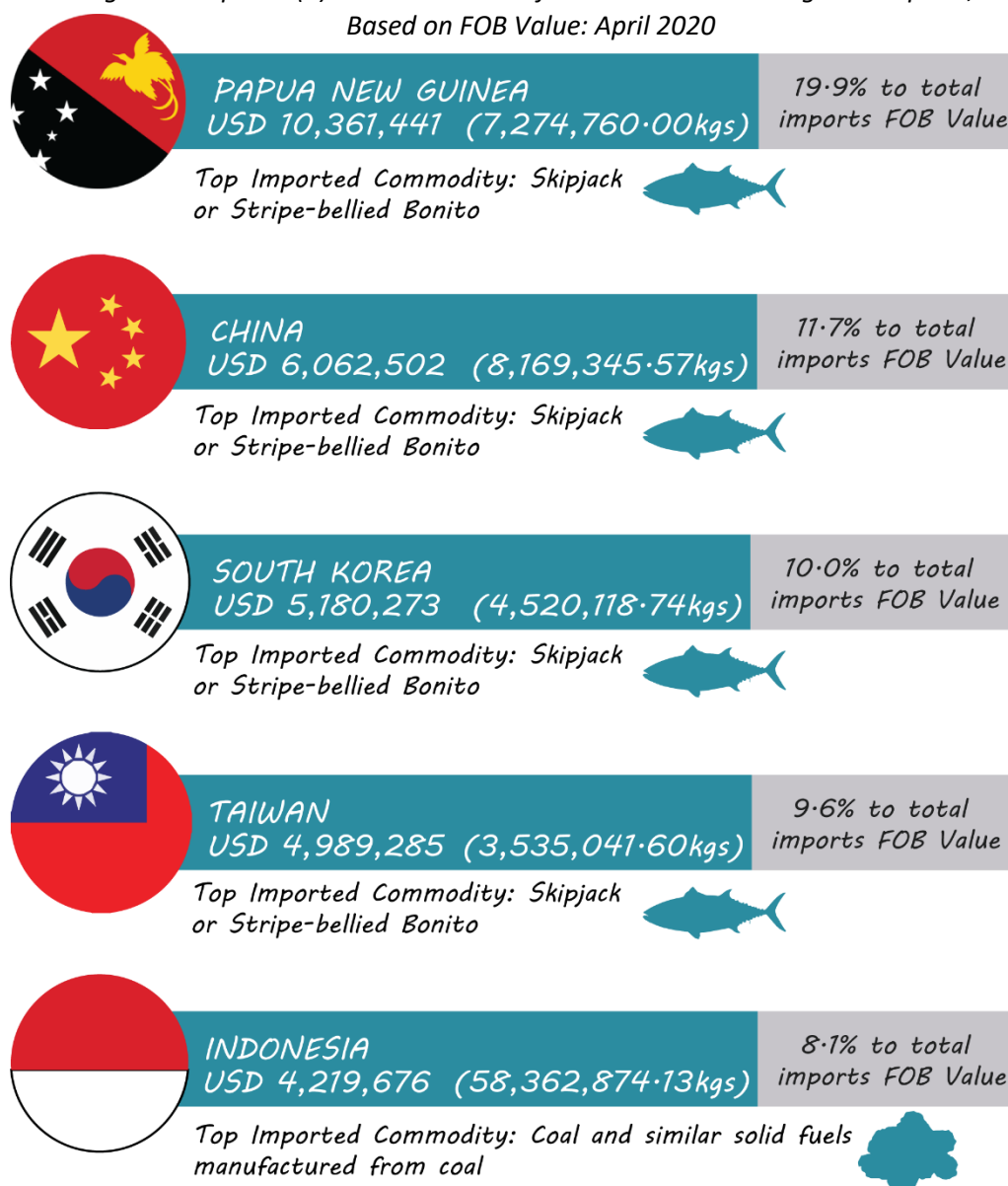
In terms of volume, the top 5 imported commodities include *Other Coal*, (55,000,000 kilograms); *Skipjack or stripe-bellied bonito*, (13,389,138 kilograms); *Yellowfin tunas*, (4,265,069 kilograms); *Oil-cake and other solid residues, whether or not ground or in the form of pellets, resulting from the extraction of soya bean oil*, (3,375,586 kilograms); and *Corn (B. Out-Quota)*, (3,308,648 kilograms).

Imported Commodities	Volume (in Kilograms)
<i>Other Coal</i>	55,000,000
<i>Skipjack or stripe-bellied bonito</i>	13,389,138
<i>Yellowfin tunas (Thunnus albacares)</i>	4,265,069
<i>Oil-cake and other solid residues, whether or not ground or in the form of pellets, resulting from the extraction of soya bean oil.</i>	3,375,586
<i>Corn (B. Out-Quota)</i>	3,308,648

Import payments to *Papua New Guinea* totaled to US\$10,361,441 which accounted for 19.9 percent of the total value of goods imported by SOCCSKSARGEN Region in March 2020. *China* was next at US\$6,062,502; *South Korea*, US\$5,180,273; *Taiwan*, US\$4,989,285; and *Indonesia*, US\$4,219,676.

Skipjack or stripe-bellied bonito was the top import goods in terms of value from *Papua New Guinea*, *China*, *South Korea* and *Taiwan* while *Coal and similar solid fuels manufactured from coal* was the highest import goods for *Indonesia*.

Figure 2: Top Five (5) Source Countries for SOCCSKSARGEN Region's Imports, Based on FOB Value: April 2020

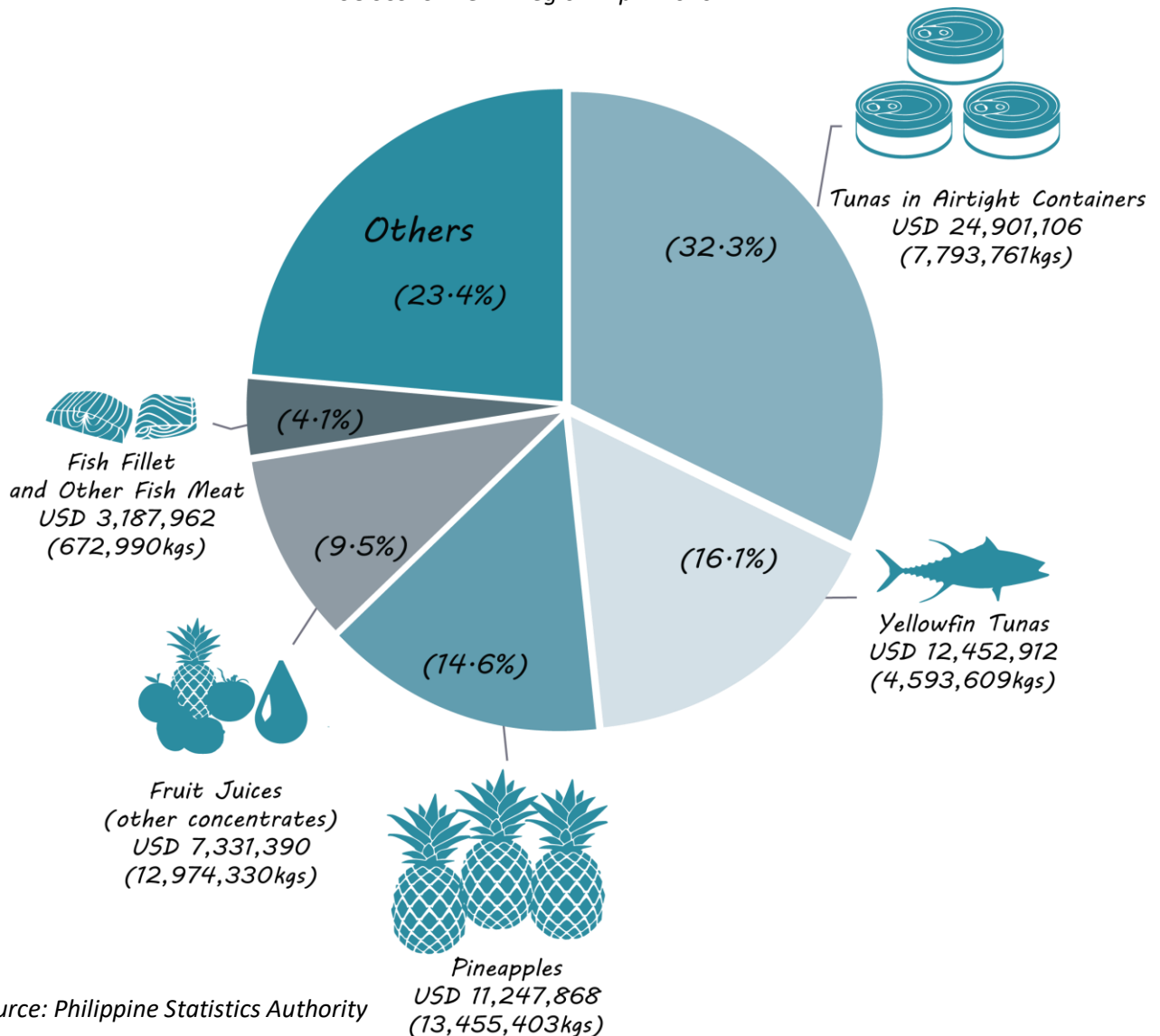


Source: Philippine Statistics Authority

Export Goods

The top 5 export commodities in terms of FOB value include *Tunas (in airtight containers)*, *Yellowfin tunas*, *Pineapples*, *Fruit Juices (Other Concentrates)* and *Fish Fillet and Other Fish Meat*. Export sales for *Tunas (in airtight containers)* reached US\$24,901,106 with a gross weight of 7,793,761 kilograms. It was followed by *Yellowfin Tunas* at US\$12,452,912; *Pineapples*, US\$11,247,868; *Fruit Juices (Other Concentrates)*, US\$7,331,390 and *Fish Fillet and Other Fish Meat*, US\$3,187,962.

Figure 3: Distribution of Top Five (5) Exported Commodities Based on FOB Value
SOCCKSARGEN Region: April 2020

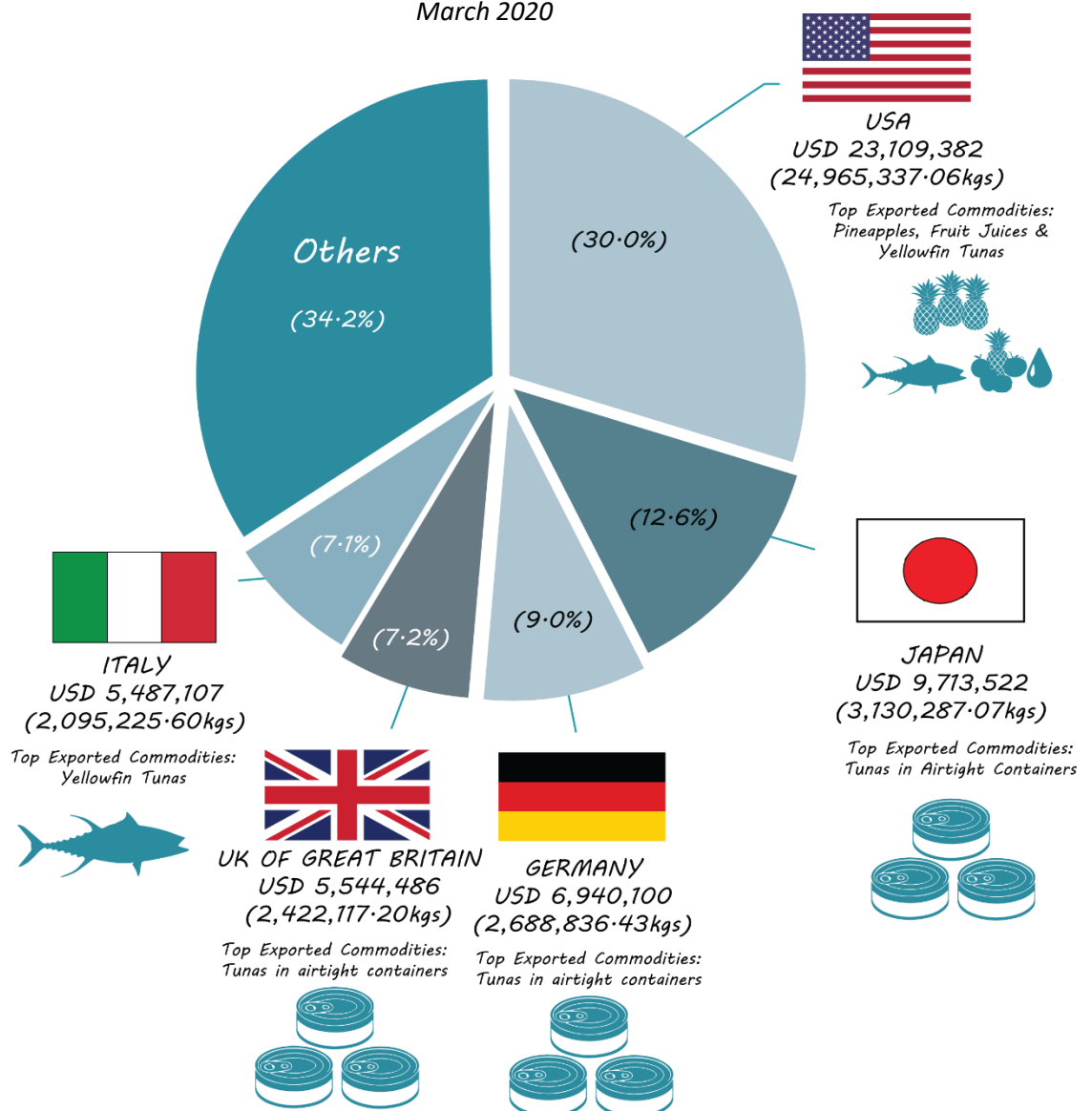


Source: Philippine Statistics Authority

At US\$23,109,382, the *United States of America* (USA) is the top destination of SOCCSKSARGEN Region's export goods weighing 24,965,337.06 kilograms. *Japan* was next at US\$9,713,522; *Germany*, US\$6,940,100; *United Kingdom of Great Britain*, US\$5,544,486; and *Italy*, US\$5,487,107.

The top commodities exported to USA include Pineapples, Fruit and Vegetable Juices (Concentrates), and Yellowfin Tunas. In Japan, Germany and United Kingdom, Tunas (in airtight containers) and Yellowfin Tunas for Italy.

Figure 4: Top Five (5) Destination Countries for SOCCSKSARGEN Region's Exports Based on FOB Value
March 2020



Source: Philippine Statistics Authority



REPUBLIC OF THE PHILIPPINES
PHILIPPINE STATISTICS AUTHORITY
SOCCSKSARGEN REGION

Approved for Release:

ATTY. MAQTAHAR L. MANULON, CESO V
Regional Director

For inquiries, please contact:

MA. EILEEN A. BERDEPRADO/CYREX BOY V. QUITIOL
Statistical Operations and Coordination Division, PSA-RSSO XII
Telephone Number (064) 557-2416



2/F Elena V. Co Building, Don Rufino Alonzo St., Cotabato City 9600
Telefax: (064) 421-2827, Telephone: (064) 557-2416
E-mail: psadose@gmail.com
<https://rsso12.psa.gov.ph>