

SPECIAL RELEASE

Livestock and Poultry Inventory in Sarangani Province, Fourth Quarter 2022 and Fourth Quarter 2023

Date of Release: 18 November 2024

Reference No.: 24R1280-SR-034



Highlights

The total inventory of livestock and poultry in the province as of 01 January 2024 was estimated at 925,606 heads/birds which was 10.4 percent lower than the recorded 1,032,801 heads/birds as of 01 January 2023. (Table 1)

**Table 1: Livestock and Poultry Inventory by Animal Type,
Sarangani Province: Fourth Quarter 2022 and Fourth Quarter 2023**

Livestock/Poultry	Inventory (Heads/Birds)		Percent Change (%)
	As of 01 January 2023	As of 01 January 2024,	
Livestock	116,874	123,710	5.8
Carabao	25,300	25,798	2.0
Cattle	11,693	12,407	6.1
Goat	23,000	25,462	10.7
Swine	56,881	60,043	5.6
Poultry	915,927	801,896	-12.4
Chicken	880,000	757,423	-13.9
Broiler	262,000	65,420	-75.0
Layer	60,000	86,425	44.0
Native/Improved	558,000	605,653	8.5
Duck	35,927	44,473	23.8
Total	1,032,801	925,606	-10.4

Source: Livestock and Poultry Surveys (openstat.psa.gov.ph), Philippine Statistics Authority



Livestock Inventory in Sarangani Province rises by 5.8 percent

The Livestock inventory in the province rose by 5.8 percent, representing an increase from 116,874 heads in the fourth quarter of 2022 to 123,710 heads in the same period in 2023. The largest number of livestock was primarily attributed to swine and carabao population with a total inventory of 60,043 heads and 25,798 heads, respectively. The growth was driven by all types of livestock commodities which posted an increase compared to inventory in the same quarter of the preceding year.

The total livestock inventory was comprised of carabao, cattle, goat, and swine. Goat recorded the highest increase at 10.7 percent, followed by cattle at 6.1 percent in the fourth quarter of 2023. (Table 2)

Table 2: Livestock Inventory by Animal Type, Sarangani Province: Fourth Quarter 2022 and Fourth Quarter 2023

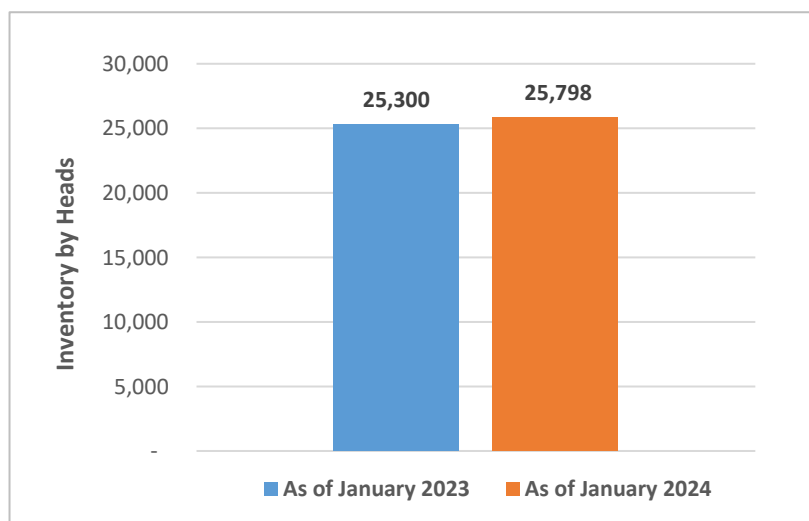
Livestock	Inventory (Heads)		Percent Change (%)
	As of 01 January 2023	As of 01 January 2024	
Livestock	116,874	123,710	5.8
Carabao	25,300	25,798	2.0
Cattle	11,693	12,407	6.1
Goat	23,000	25,462	10.7
Swine	56,881	60,043	5.6

Source: Livestock and Poultry Surveys (openstat.psa.gov.ph), Philippine Statistics Authority

Carabao inventory increases by 2.0 percent

Carabao inventory was estimated at 25,798 heads in the fourth quarter of 2023. This reflects an increase of 2.0 percent compared to 25,300 heads in the same period of the previous year as shown in Figure 1 below.

Figure 1: Carabao Inventory (Heads), Sarangani Province: Fourth Quarter 2022 and Fourth Quarter 2023

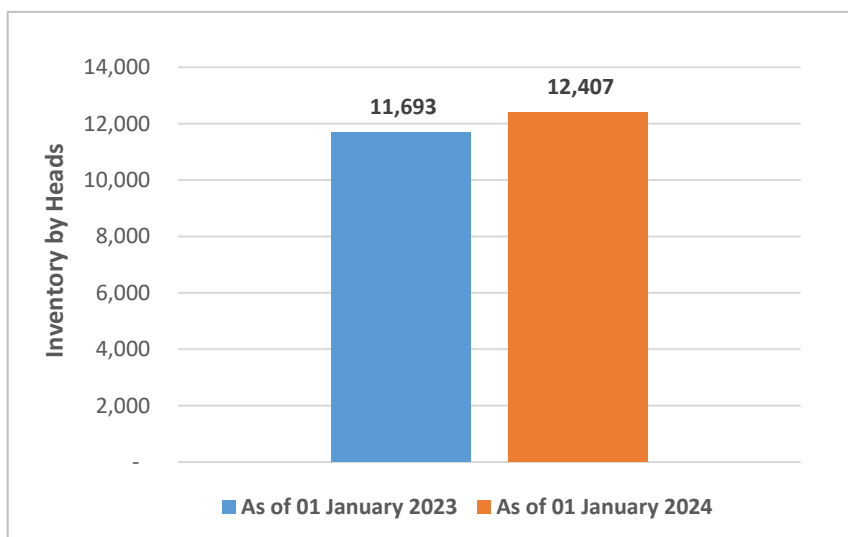


Source: Livestock and Poultry Surveys, Philippine Statistics Authority

Cattle inventory up by 6.1 percent

Cattle inventory posted 6.1 percent higher in the fourth quarter of 2023 against the level of the same quarter of the preceding year from 11,693 heads to 12,407 heads as shown in Figure 2 below.

Figure 2: Cattle Inventory (Heads), Sarangani Province: Fourth Quarter 2022 and Fourth Quarter 2023

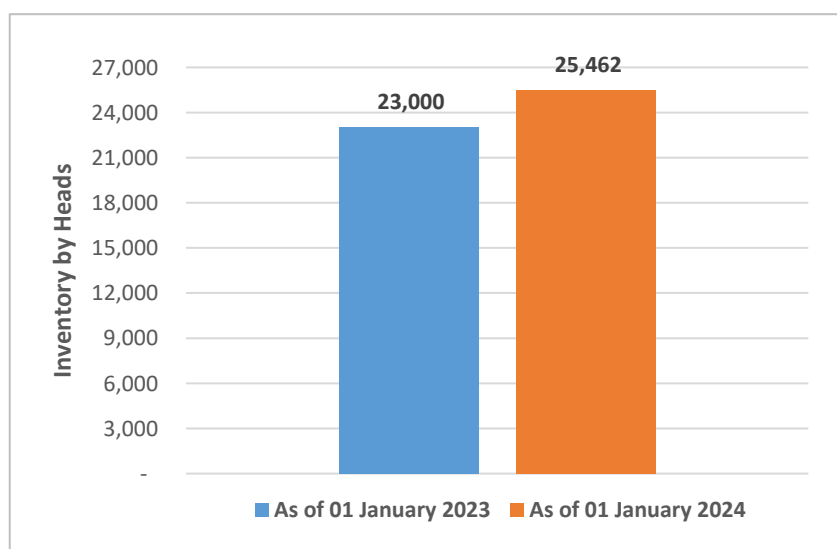


Source: Livestock and Poultry Surveys, Philippine Statistics Authority

Goat inventory grows by 10.7 percent

The total inventory for goat was estimated at 25,462 heads or 10.7 percent growth in the fourth quarter of 2023 compared to 23,000 heads in the same quarter of 2022 as shown in Figure 3 below.

Figure 3: Goat Inventory (Heads), Sarangani Province: Fourth Quarter 2022 and Fourth Quarter 2023

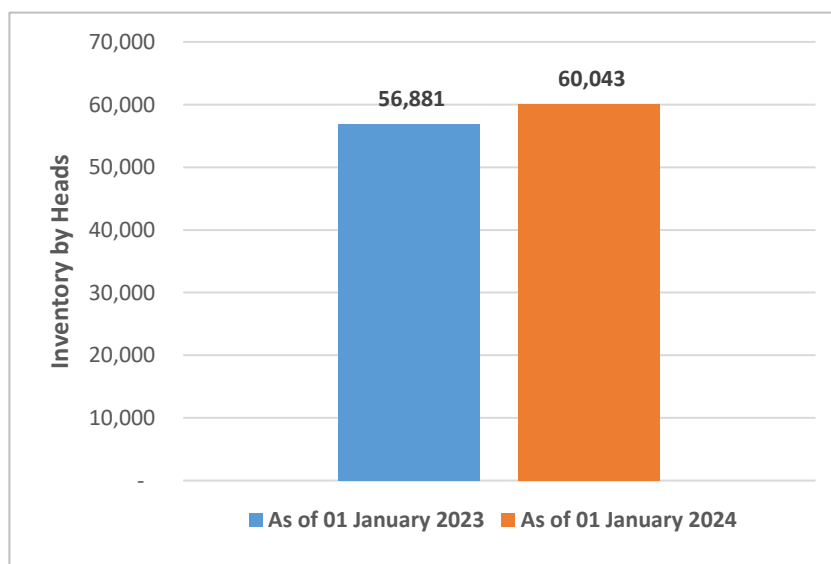


Source: Livestock and Poultry Surveys, Philippine Statistics Authority

Total swine population increases by 5.6 percent

Swine inventory was estimated at 60,043 heads or 5.6 percent increase in the fourth quarter of 2023 compared to 56,881 heads in fourth quarter of 2022 as shown in Figure 4 below.

Figure 4: Swine Inventory (Heads), Sarangani Province: Fourth Quarter 2022 and Fourth Quarter 2023



Source: Livestock and Poultry Surveys, Philippine Statistics Authority

Poultry Inventory in Sarangani Province declines by 12.4 percent

The total inventory of poultry products in the province shrunk to 801,896 birds in the fourth quarter of 2023 from 915,927 heads in the fourth quarter of 2022. This reflects a decline of 12.4 percent. (Table 3)

Among the total poultry inventory in the fourth quarter of 2023, native/improved chicken recorded the highest inventory with 605,653 birds, followed by layer chicken with 86,425 birds. On the other hand, duck registered the lowest inventory with 44,473 birds despite having the double-digit percent growth from its inventory in the fourth quarter of 2022. (Table 3)

The decline in the poultry sector was driven by the decrease in the inventory of broiler chicken by 75.0 percent. On the other hand, the inventory of layer chicken increased by 44.0 percent, followed by duck with 23.8 percent increase. Also, native/improved chicken registered 8.5 percent increase from its inventory in the fourth quarter of 2022. (Table 3)

Table 3: Poultry Inventory by Animal Type, Sarangani Province: Fourth Quarter 2022 and Fourth Quarter 2023

Poultry	Inventory (Birds)		Percent Change (%)
	As of 01 January 2023	As of 01 January 2024	
Poultry	915,927	801,896	-12.4
Chicken	880,000	757,423	-13.9
Broiler	262,000	65,420	-75.0
Layer	60,000	86,425	44.0
Native/Improved	558,000	605,653	8.5
Duck	35,927	44,473	23.8

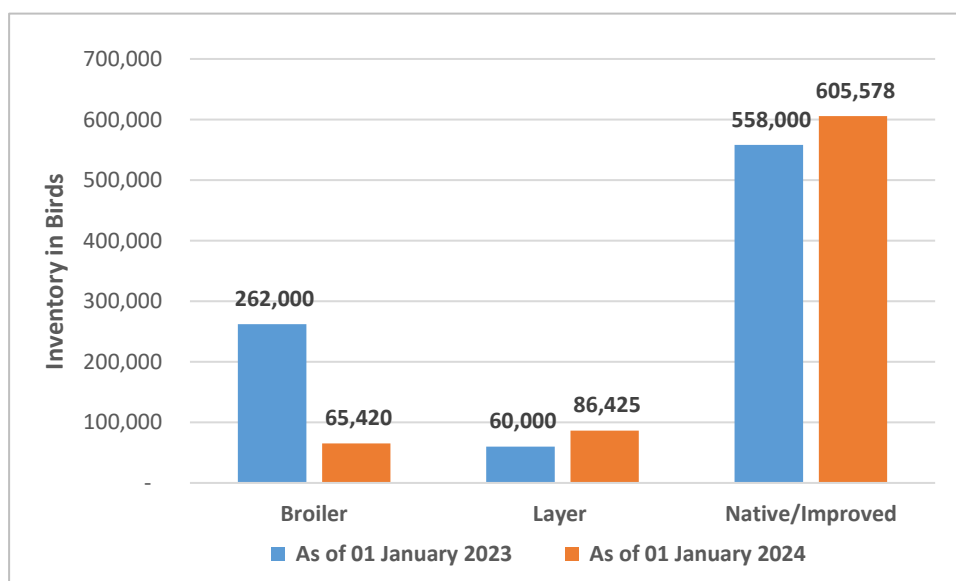
Source: Livestock and Poultry Surveys (openstat.psa.gov.ph), Philippine Statistics Authority

Chicken inventory in Sarangani Province shrinks by 13.9 percent

The total chicken inventory in the province shrunk by 13.9 percent, from 880,000 birds in the fourth quarter of 2022 to 757,423 heads in the same period of 2023. (Table 3)

The decrease was due to a 75.0 percent decline in broiler, with inventory falling from 262,000 birds in the fourth quarter of 2022 to 65,420 birds in the same period of 2023. In contrast, the stocks of layer chicken registered the highest growth with 44.0 percent, from 60,000 birds to 86,425 birds. This was followed with 8.5 percent increase in native/improved inventory, from 558,000 birds to 605,653 in the fourth quarter of 2023. (Figure 5)

Figure 5: Chicken Inventory (Birds), Sarangani Province: Fourth Quarter 2022 and Fourth Quarter 2023

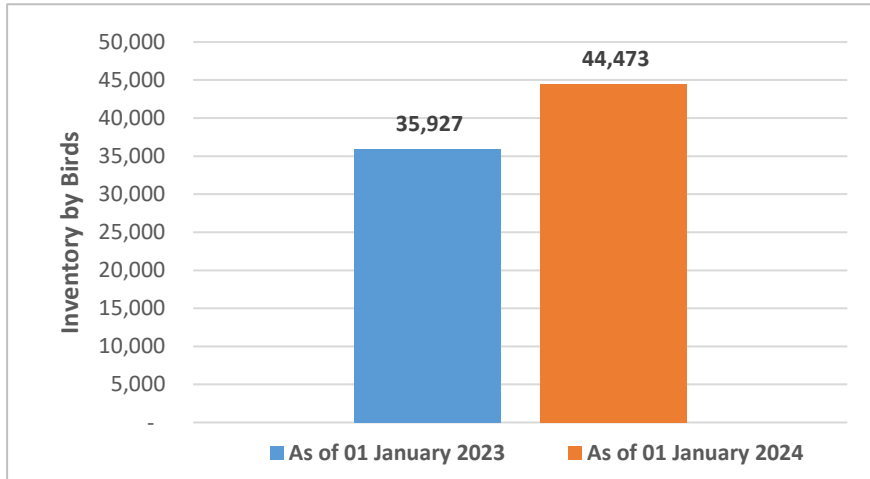


Source: Livestock and Poultry Surveys, Philippine Statistics Authority

Duck inventory grows by 23.8 percent

Duck inventory as of 01 January 2024 grew by 23.8 percent or was estimated at 44,473 ducks from 35,927 ducks in the same period last year. (Figure 6)

Figure 6: Duck Inventory (Birds), Sarangani Province: Fourth Quarter 2022 and Fourth Quarter 2023



Source: Livestock and Poultry Surveys, Philippine Statistics Authority

Swine and Native/Improved Chicken top list of livestock and poultry inventory

In terms of contribution by sector, swine topped all the other types of livestock with a share of 48.5 percent to the total livestock inventory in the fourth quarter of 2023. Carabao contributed 20.9 percent, closely followed by goat at 20.6 percent share and cattle with 10.0 percent share. (Figure 7)

Meanwhile, native/improved chicken had the major share in the inventory of poultry sector, contributing 75.5 percent of the total population. Layer, broiler and duck shared 10.8 percent, 8.2 percent and 5.5 percent, respectively. (Figure 8)

Figure 7: Percent Distribution of Livestock Inventory, Sarangani Province: As of 01 January 2024

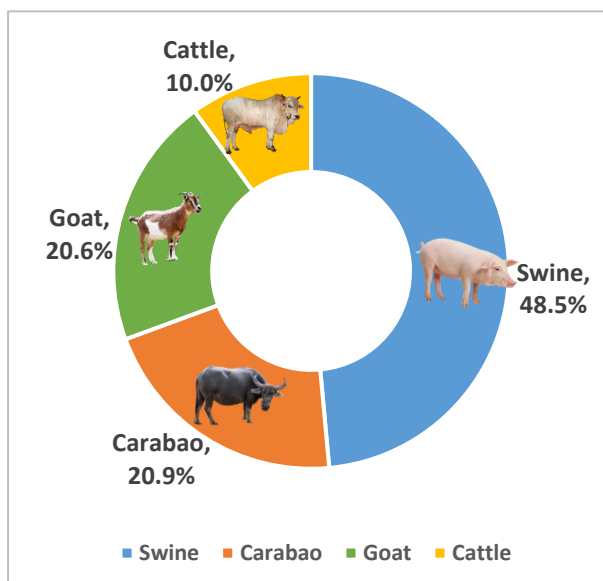
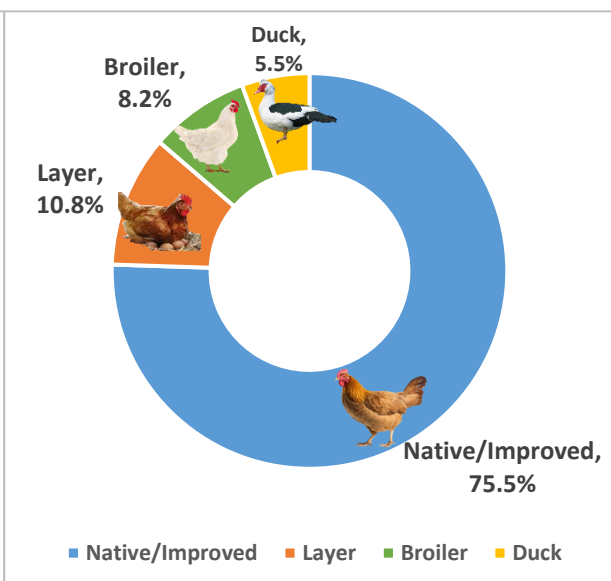


Figure 8: Percent Distribution of Poultry Inventory, Sarangani Province: As of 01 January 2024



Source: Livestock and Poultry Surveys, Philippine Statistics Authority

TECHNICAL NOTES

Data for this special release were collected by the Philippine Statistics Authority (PSA) through the two (2) major agricultural surveys, namely: Backyard Livestock and Poultry Survey (BLPS) and Commercial Livestock and Poultry Survey (CLPS). BLPS and CLPS are conducted quarterly and collect data in household and establishment samples. The BLPS and CLPS generate estimates on supply, disposition, average farmgate price, and other related data of livestock and poultry commodities at the household level and from establishments, respectively.

Animal Population (also Animal Inventory) – the actual number of animals (in head/bird) present in the establishment as of a specific reference date regardless of ownership.

Livestock – farm animals kept or raised for consumption, work or leisure. In general, poultry is separated as a distinct group of farm animals. For purposes of census and surveys, livestock covers only those that are tended and raised by an operator.

- **Carabao** – a local term for water buffalo. It is a domesticated livestock characterized by its heavy built, low and wide body used in farms as draft animal and also suitable for milk production.
- **Cattle** – a general term for domesticated bovine animals held as property or raised for use.
- **Goat** – a domesticated hollow-horned ruminant mammal raised in farms.
- **Swine** – a domesticated animal characterized by a stout body, short legs with a long mobile snout and is commonly known as pig. This includes foreign breed, domestic wild pigs (baboy damo), and native breeds such as Q-Black, Markaduke, Sinirangan, ISUbela, Benguet, and Yookah.

Poultry – a collective term for all domesticated avian for the purpose of food consumption or, the carcass of such avian are processed for human consumption.

- **Broiler** – strains of foreign breeds of chicken, especially raised for meat purposes only.
- **Duck** – a general term for waterfowl.

- **Layer** – foreign strain chicken regardless of age, raised mainly for egg production.
- **Native/Improved Chicken** – a common backyard fowl that is a mixture of native breed and foreign breed/s which includes Banaba, Bolinao, Paroakan, Darag, Camarines, and Joloano.

Approved for Release:



ISMAEL B. RAMOS JR.
Chief Statistical Specialist

For inquiries, please contact:



SANTIAGO K. SAMPULNA
Statistical Specialist II
Telephone Number (083) 552-2502