

SPECIAL RELEASE

Livestock and Poultry Production in Sarangani Province, 2022 to 2023

Date of Release: 13 November 2024

Reference No.: 24R1280-SR-031

Highlights

The total volume of production of livestock and poultry in the province of Sarangani for the year 2023 was estimated at 16,335.26 metric tons which was 3.6 percent higher than 15,763.74 metric tons recorded in 2022 as shown in Table 1.

Table 1: Annual Livestock and Poultry Production by Animal Type, Sarangani Province: 2022 and 2023

Livestock/Poultry	Volume of Production (Metric Tons)		Percent Change (%)
	2022	2023	
Livestock	9,744.36	9,662.91	-0.8
Carabao	579.02	552.57	-4.6
Cattle	576.95	641.09	11.1
Hog	8,192.61	8,106.19	-1.1
Goat	395.78	363.06	-8.3
Poultry	6,019.38	6,672.35	10.8
Chicken	4,899.62	5,071.98	3.5
Chicken Egg	870.06	1,363.20	56.7
Duck	191.78	183.16	-4.5
Duck Egg	57.92	54.01	-6.8
Total	15,763.74	16,335.26	3.6

Source: Livestock and Poultry Surveys (openstat.psa.gov.ph), Philippine Statistics Authority



Livestock Production in Sarangani Province drops by 0.8 percent

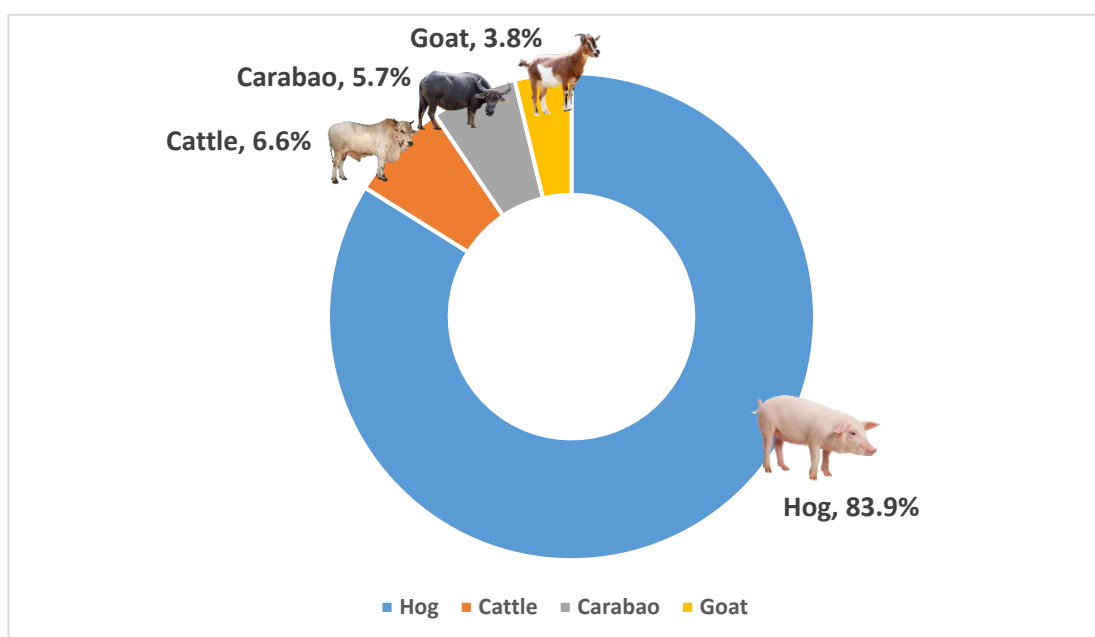
The total livestock production in Sarangani Province was estimated at 9,662.91 metric tons in 2023, which was 0.8 percent lower than 9,744.36 metric tons in 2022. The livestock production in Sarangani Province comprised of carabao, cattle, hog, and goat. Among these animals, cattle recorded an increase of 11.1 percent in the volume of production in 2023. On the other hand, the volume of production for carabao, hog and goat declined by 4.6 percent, 1.1 percent, and 8.3 percent, respectively, compared to 2022. (Table 2)

Table 2: Annual Volume of Livestock Production by Animal Type, Sarangani Province: 2022 and 2023

Livestock	Volume of Production (Metric Tons)		Percent Change (%)
	2022	2023	
Livestock	9,744.36	9,662.91	-0.8
Carabao	579.02	552.57	-4.6
Cattle	576.95	641.09	11.1
Hog	8,192.61	8,106.19	-1.1
Goat	395.78	363.06	-8.3

Source: Livestock and Poultry Surveys (openstat.psa.gov.ph), Philippine Statistics Authority

Figure 1: Percentage Distribution of Volume of Livestock Production by Animal Type, Sarangani Province: 2023



Moreover, hog had the highest percent share in the livestock production in 2023 with 83.9 percent, followed by the production of cattle at 6.6 percent. Goat had the least contribution on the volume of livestock production with 3.8 percent in 2023. (Figure 1)

Poultry Production in Sarangani Province increases by 10.8 percent

Sarangani’s poultry production posted an increase of 10.8 percent from the 6,019.38 metric tons in 2022 to 6,672.35 metric tons of poultry products in 2023.

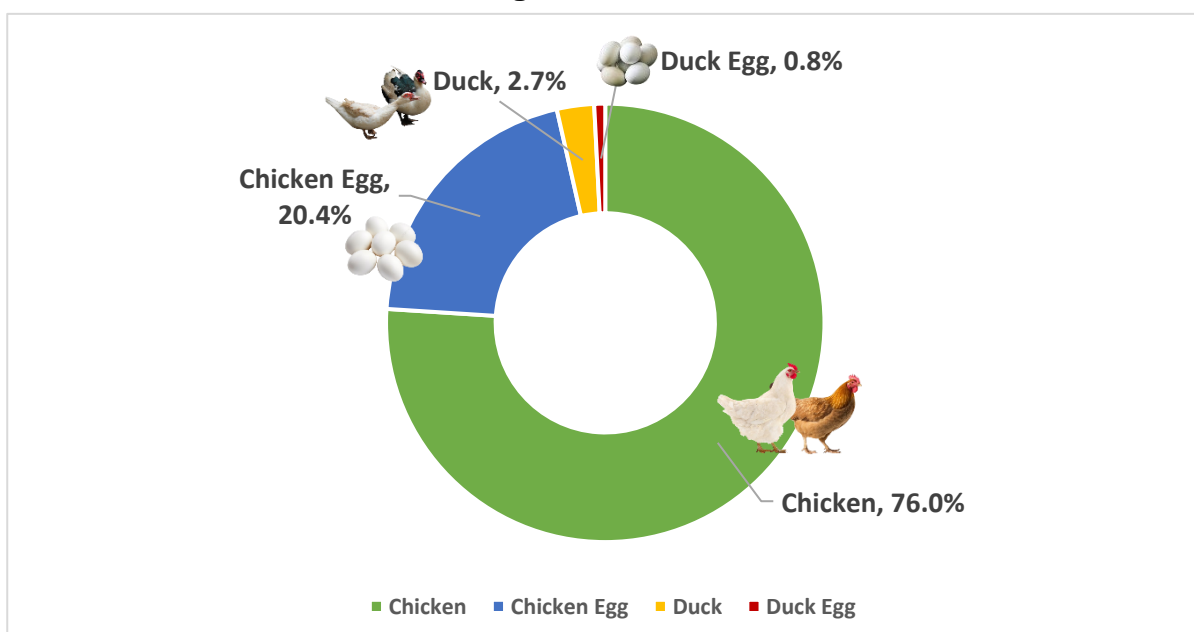
The total poultry production in the province was comprised of poultry products such as chicken, chicken egg, duck and duck egg. Among the total poultry production in 2023, chicken recorded the highest production with 5,071.98 metric tons, followed by chicken egg with 1,363.20 metric tons. Also, chicken eggs posted 56.7 percent growth in 2023, followed by chicken with 3.5 percent growth. On the other hand, duck and duck egg production declined by 4.5 percent and 6.8 percent, respectively. (Table 3)

Table 3: Annual Volume of Production by Poultry Products, Sarangani Province: 2022 and 2023

Poultry	Volume of Production (Metric Tons)		Percent Change (%)
	2022	2023	
Poultry	6,019.38	6,672.35	10.8
Chicken	4,899.62	5,071.98	3.5
Chicken Egg	870.06	1,363.20	56.7
Duck	191.78	183.16	-4.5
Duck Egg	57.92	54.01	-6.8

Source: Livestock and Poultry Surveys (openstat.psa.gov.ph), Philippine Statistics Authority

Figure 2: Percentage Distribution of Volume of Production by Poultry Products, Sarangani Province: 2023



Note: Details may not add up due to rounding.

In terms of contribution to the total provincial poultry output, chicken had the biggest share of 76.0 percent of the total volume of production in 2023. This was followed by chicken egg which contributed 20.4 percent. Both accounted for 96.4 percent of the provincial poultry production. Meanwhile, duck and duck egg combined for 231.17 metric tons, contributed 3.6 percent of the total poultry output in Sarangani Province. (Figure 2)

Number of Heads of Animals Slaughtered in Slaughterhouses in Sarangani Province grows by 2.8 percent

In 2023, the total heads of livestock slaughtered in slaughterhouses in Sarangani Province increased to 16,962 heads from 16,495 heads in 2022. This reflects a 2.8 percent growth compared to the total number of heads slaughtered in slaughterhouses in the preceding year. (Table 4)

Table 4: Livestock Animals Slaughtered in Slaughterhouses by Animal Type, Sarangani Province: 2022 and 2023

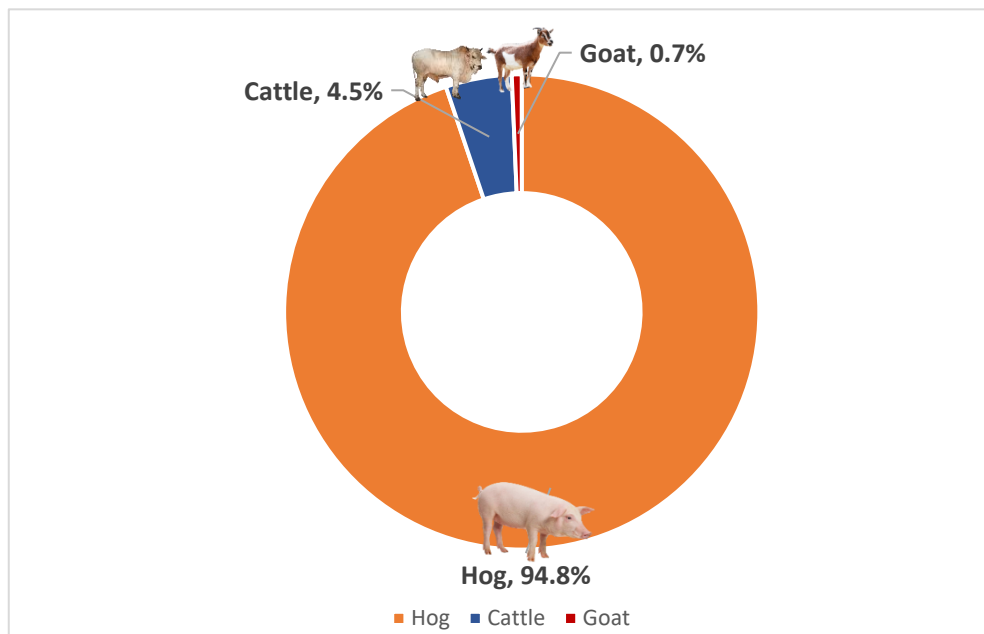
Livestock	Slaughtered in Slaughterhouses (heads)		Percent Change (%)
	2022	2023	
Livestock	16,495	16,962	2.8
Carabao	-	-	-
Cattle	840	763	-9.2
Hog	15,408	16,085	4.4
Goat	247	114	-53.8

Source: Survey of Slaughterhouses and Poultry Dressing Plants, Philippine Statistics Authority

The number of hogs slaughtered in slaughterhouses recorded an increase of 4.4 percent, rising from 15,408 heads in 2022 to 16,085 heads in 2023.

Conversely, there were 114 slaughtered goats recorded in 2023, reflecting a 53.8 percent decline compared to 247 slaughtered goats in 2022. Also, slaughtered cattle decreased by 9.2 percent, from 840 heads to 763 heads in 2023. (Table 4)

Figure 3: Percentage Distribution of Livestock Slaughtered in Slaughterhouses by Animal Type, Sarangani Province: 2023



Out of the recorded 16,962 heads slaughtered in slaughterhouses in the province in 2023, hog had the biggest contribution with 94.8 percent share. This was followed by cattle with 4.5 percent share and goat which had the least contribution to the 2023 total heads slaughtered at 0.7 percent. (*Figure 3*)

TECHNICAL NOTES

The Livestock and Poultry Performance Report presents the performance situation in terms of production and inventory of carabao, cattle, goat, swine and by type of chicken and ducks; and volume of slaughtered/dressed in the slaughterhouses and poultry dressing plants. Moreover, data for this special release were collected by the Philippine Statistics Authority (PSA) through the two (2) major surveys, namely: Backyard Livestock and Poultry Survey (BLPS) and Commercial Livestock and Poultry Survey (CLPS). BLPS and CLPS are conducted quarterly and collect data in household and establishment samples.

The Livestock and Poultry Surveys are one of the major agricultural surveys conducted by the Philippine Statistics Authority (PSA). The Backyard Livestock and Poultry Survey (BLPS) and Commercial Livestock and Poultry Survey (CLPS) generate estimates on supply, disposition, average farmgate price, and other related data of livestock and poultry commodities at the household level and from establishments, respectively.

Another survey that supplements the data requirements of the Livestock and Poultry sector is the Compilation of Data in Slaughterhouses and Poultry Dressing Plants (CDSPDP). This is done monthly and utilizes administrative data from slaughterhouses in the province which is in coordination with the Provincial Veterinary Office (PVO) and Meat Inspectors (MIs).

- **Livestock** – farm animals kept or raised for consumption, work or leisure. In general, poultry is separated as a distinct group of farm animals. For purposes of census and surveys, livestock covers only those that are tended and raised by an operator.
- **Poultry** – a collective term for all domesticated avian for the purpose of food consumption or, the carcass of such avian are processed for human consumption.
- **Slaughter** – refers to butchering of animal for the purpose of human consumption.
- **Slaughterhouses** – the premises that are approved and registered by a controlling authority in which food animals are slaughtered for human consumption.
- **Volume of Production (operational definition)** – the number of tended/raised animals disposed for slaughter/dressing including animals shipped-out for slaughter/dressing (in “head/bird” and in “liveweight equivalent”).

Approved for Release:



ISMAEL B. RAMOS JR.
Chief Statistical Specialist

For inquiries, please contact:



SANTIAGO K. SAMPULNA
Statistical Specialist II
Telephone Number (083) 552-2502