

SPECIAL RELEASE

Livestock and Poultry Inventory in Sarangani Province First Quarter 2024 and First Quarter 2023

Date of Release: 31 January 2025

Reference No.: 25R1280-SR-007



Highlights

The total inventory of livestock and poultry in the province as of 01 April 2024 was estimated at 967,559 heads/birds which was 0.9 percent lower than the recorded 976,247 heads/birds as of 01 April 2023. (*Table 1*)

**Table 1: Livestock and Poultry Inventory by Animal Type
Sarangani Province: First Quarter 2023 and First Quarter 2024**

Livestock/Poultry	Inventory (Heads/Birds)		Percent Change (%)
	As of 01 April 2023	As of 01 April 2024	
Livestock	117,793	125,842	6.8
Carabao	25,220	25,836	2.4
Cattle	11,593	12,512	7.9
Goat	22,637	25,089	10.8
Swine	58,343	62,405	7.0
Poultry	858,454	841,717	-1.9
Chicken	819,598	793,878	-3.1
Broiler	183,678	108,100	-41.1
Layer	69,200	80,125	15.8
Native/Improved	566,720	605,653	6.9
Duck	38,856	47,839	23.1
Total	976,247	967,559	-0.9

Source: Livestock and Poultry Surveys (openstat.psa.gov.ph), Philippine Statistics Authority



Livestock Inventory in Sarangani Province accelerates by 6.8 percent

The Livestock inventory in the province accelerated by 6.8 percent, representing an increase from 117,793 heads in the first quarter of 2023 to 125,842 heads in the same period in 2024. The largest number of livestock was primarily attributed to the swine population with a total inventory of 62,405 heads. The growth was driven by all types of livestock commodities which posted an increase compared to inventory in the same quarter of the preceding year.

The total livestock inventory was comprised of carabao, cattle, goat, and swine. Goat recorded the highest increase at 10.8 percent, followed by cattle at 7.9 percent in the first quarter of 2024. (Table 2)

**Table 2: Livestock Inventory by Animal Type
Sarangani Province: First Quarter 2023 and First Quarter 2024**

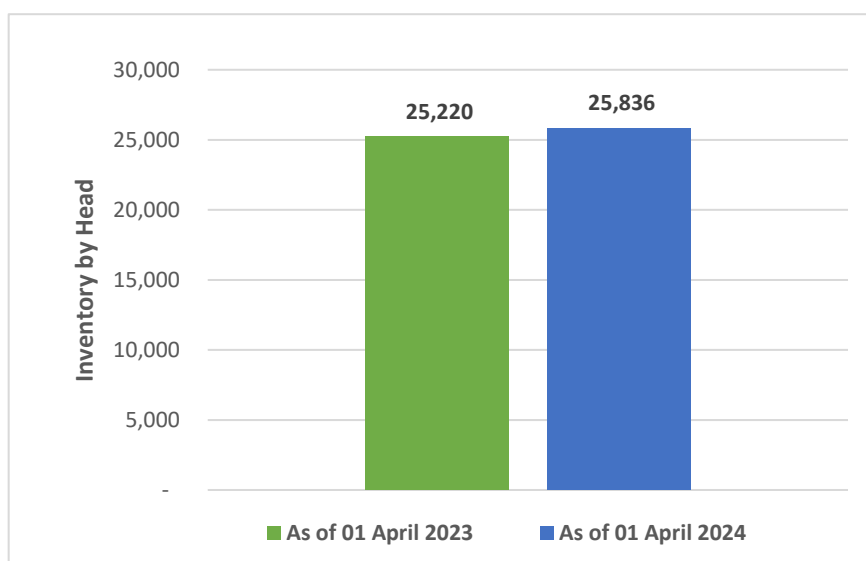
Livestock	Inventory (Heads)		Percent Change (%)
	As of 01 April 2023	As of 01 April 2024	
Livestock	117,793	125,842	6.8
Carabao	25,220	25,836	2.4
Cattle	11,593	12,512	7.9
Goat	22,637	25,089	10.8
Swine	58,343	62,405	7.0

Source: Livestock and Poultry Surveys (openstat.psa.gov.ph), Philippine Statistics Authority

Carabao inventory increases by 2.4 percent

Carabao inventory was estimated at 25,836 heads in the first quarter of 2024. This reflects an increase of 2.4 percent compared to 25,220 heads in the same period of the previous year as shown in Figure 1 below.

**Figure 1: Carabao Inventory (Heads), Sarangani Province
First Quarter 2023 and First Quarter 2024**

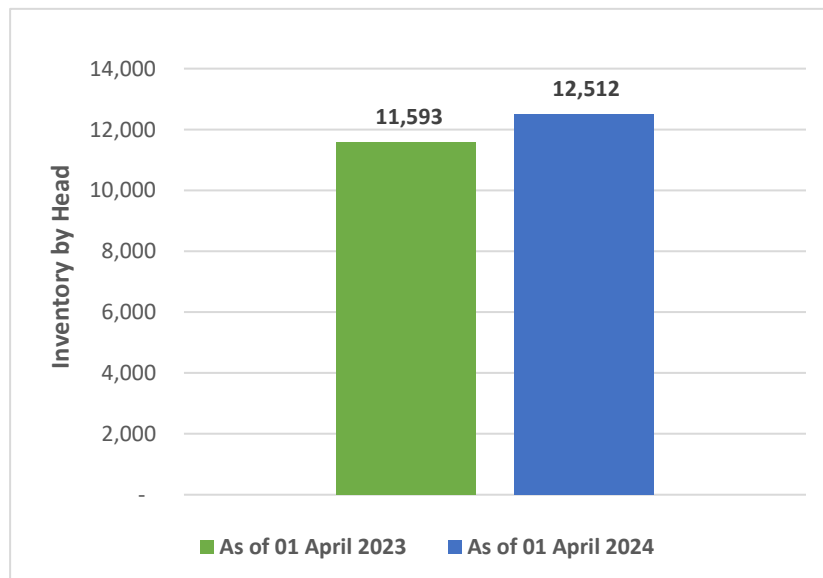


Source: Livestock and Poultry Surveys, Philippine Statistics Authority

Cattle inventory up by 7.9 percent

Cattle inventory posted 7.9 percent higher in the first quarter of 2024 against the level of the same quarter of the preceding year from 11,593 heads to 12,512 heads as shown in Figure 2 below.

**Figure 2: Cattle Inventory (Heads), Sarangani Province
First Quarter 2023 and First Quarter 2024**

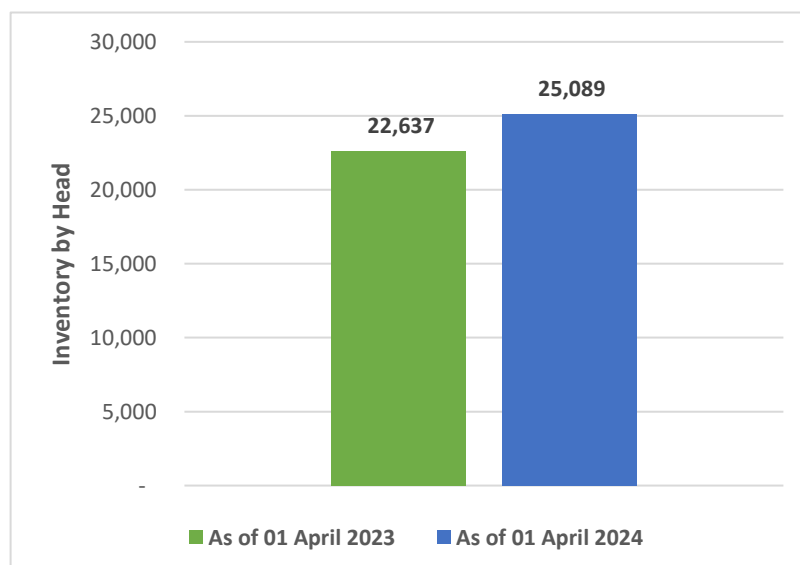


Source: Livestock and Poultry Surveys, Philippine Statistics Authority

Goat inventory grows by 10.8 percent

The total inventory for goat was estimated at 25,089 heads or 10.8 percent growth in the first quarter of 2024 compared to 22,637 heads in the same quarter of 2023 as shown in Figure 3 below.

**Figure 3: Goat Inventory (Heads), Sarangani Province
First Quarter 2023 and First Quarter 2024**

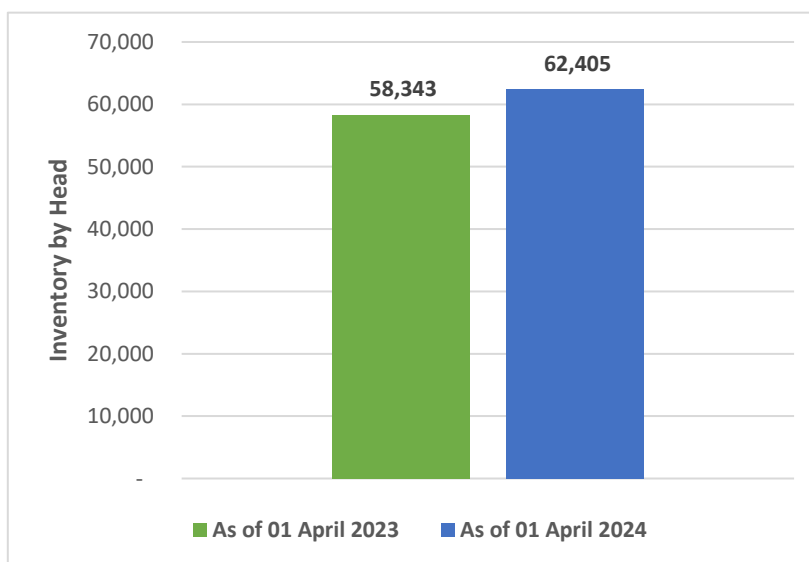


Source: Livestock and Poultry Surveys, Philippine Statistics Authority

Swine population rises by 7.0 percent

Swine inventory was estimated at 62,405 heads or 7.0 percent increase in the first quarter of 2024 compared to 58,343 heads in the first quarter of 2023 as shown in Figure 4 below.

**Figure 4: Swine Inventory (Heads), Sarangani Province
First Quarter 2023 and First Quarter 2024**



Source: Livestock and Poultry Surveys, Philippine Statistics Authority

Poultry Inventory in Sarangani Province declines by 1.9 percent

The total inventory of poultry products in the province posted a decline of 1.9 percent, estimated at 841,717 birds in the first quarter of 2024 from 858,454 heads in the first quarter of 2023. (Table 3)

Among the total poultry inventory in the first quarter of 2024, native/improved chicken recorded the highest inventory with 605,653 birds, followed by broiler chicken with 108,100 birds. On the other hand, duck registered the lowest inventory with 47,839 birds despite having the double-digit percent growth from its inventory in the first quarter of 2023. (Table 3)

The decline in the poultry sector was driven by the decrease in the inventory of broiler chicken by 41.1 percent. On the other hand, the inventory of duck increased by 23.1 percent, followed by layer chicken with 15.8 percent. Also, native/improved chicken registered 6.9 percent increase from its inventory in the first quarter of 2023. (Table 3)

**Table 3: Poultry Inventory by Animal Type
Sarangani Province: First Quarter 2023 and First Quarter 2024**

Poultry	Inventory (Birds)		Percent Change (%)
	As of 01 April 2023	As of 01 April 2024	
Poultry	858,454	841,717	-1.9
Chicken	819,598	793,878	-3.1
Broiler	183,678	108,100	-41.1
Layer	69,200	80,125	15.8
Native/Improved	566,720	605,653	6.9
Duck	38,856	47,839	23.1

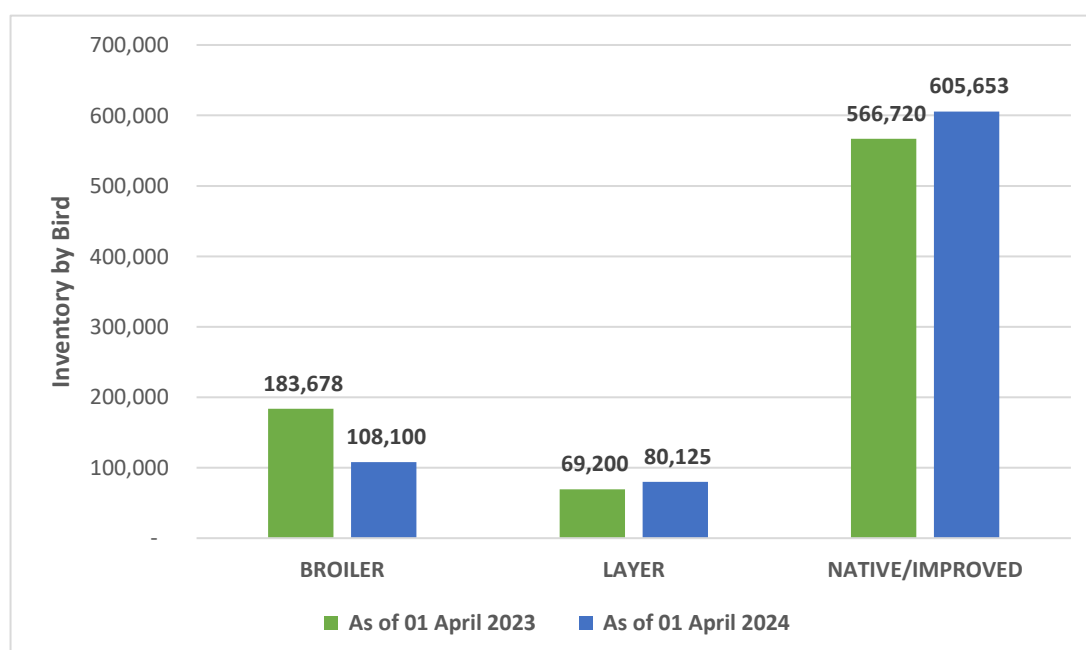
Source: Livestock and Poultry Surveys (openstat.psa.gov.ph), Philippine Statistics Authority

Chicken inventory in Sarangani Province decreases by 3.1 percent

The total chicken inventory in the province shrunk by 3.1 percent, from 819,598 birds in the first quarter of 2023 to 793,878 heads in the same period of 2024. (Table 3)

The decrease was due to a 41.1 percent decline in broiler, with inventory falling from 183,678 birds in the first quarter of 2023 to 108,100 birds in the same period of 2024. In contrast, the stocks of layer chicken registered a double-digit percent increase at 15.8 percent from 69,200 birds to 80,125 in the first quarter of 2024. (Figure 5)

**Figure 5: Chicken Inventory (Birds), Sarangani Province
First Quarter 2023 and First Quarter 2024**

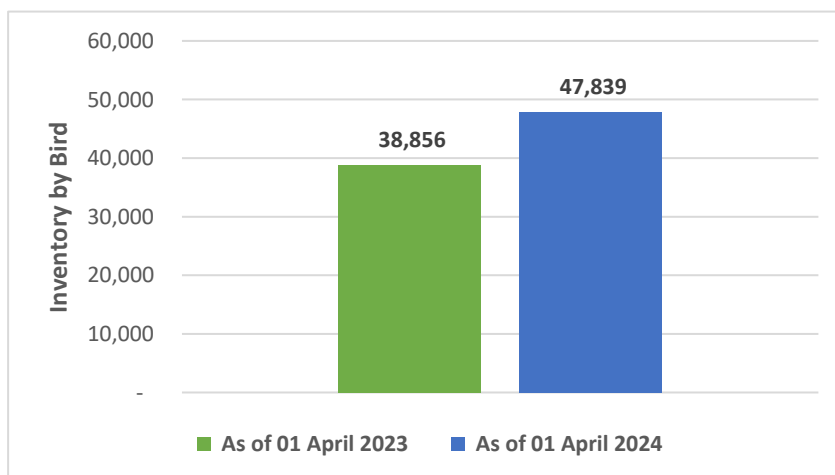


Source: Livestock and Poultry Surveys, Philippine Statistics Authority

Duck inventory grows by 23.1 percent

Duck inventory as of 01 April 2024 grew by 23.1 percent or was estimated at 47,839 birds from 38,856 birds in the same period last year. (Figure 6)

**Figure 6: Duck Inventory (Birds), Sarangani Province
First Quarter 2023 and First Quarter 2024**



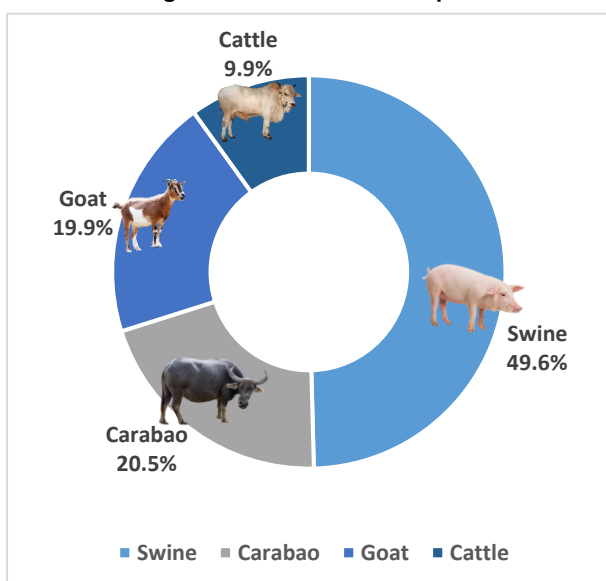
Source: Livestock and Poultry Surveys, Philippine Statistics Authority

Swine and Native/Improved Chicken top list of livestock and poultry inventory

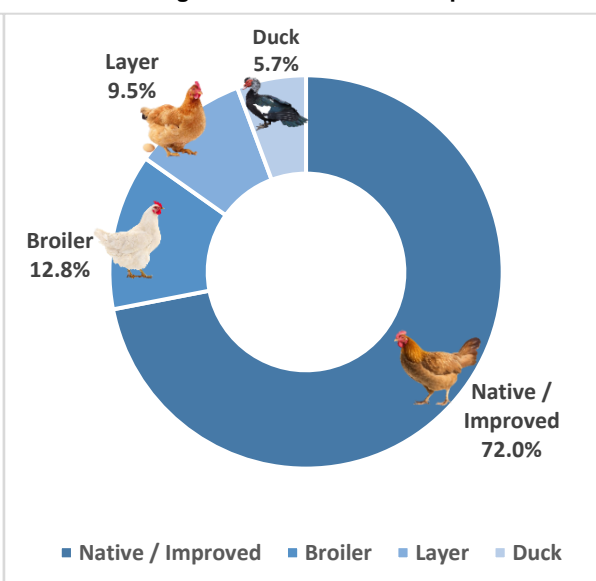
In terms of contribution by sector, swine topped all the other types of livestock with a share of 49.6 percent to the total livestock inventory in the first quarter of 2024. Carabao contributed 20.5 percent, closely followed by goat at 19.9 percent share and cattle with 9.9 percent share. (Figure 7)

Meanwhile, native/improved chicken had the major share in the inventory of poultry sector, contributing 72.0 percent of the total population. Broiler, layer and duck shared 12.8 percent, 9.5 percent and 5.7 percent, respectively. (Figure 8)

**Figure 7: Percent Distribution of Livestock Inventory,
Sarangani Province: As of 01 April 2024**



**Figure 8: Percent Distribution of Poultry Inventory,
Sarangani Province: As of 01 April 2024**



Source: Livestock and Poultry Surveys, Philippine Statistics Authority

TECHNICAL NOTES

Data for this special release were collected by the Philippine Statistics Authority (PSA) through the two major agricultural surveys, namely: Backyard Livestock and Poultry Survey (BLPS) and Commercial Livestock and Poultry Survey (CLPS). BLPS and CLPS are conducted quarterly and collect data in household and establishment samples. The BLPS and CLPS generate estimates on supply, disposition, average farmgate price, and other related data of livestock and poultry commodities at the household level and from establishments, respectively.

Animal Population (also Animal Inventory) – the actual number of animals (in head/bird) present in the establishment as of a specific reference date regardless of ownership.

Livestock – farm animals kept or raised for consumption, work or leisure. In general, poultry is separated as a distinct group of farm animals. For purposes of census and surveys, livestock covers only those that are tended and raised by an operator.


- **Carabao** – a local term for water buffalo. It is a domesticated livestock characterized by its heavy built, low and wide body used in farms as draft animal and also suitable for milk production.
- **Cattle** – a general term for domesticated bovine animals held as property or raised for use.
- **Goat** – a domesticated hollow-horned ruminant mammal raised in farms.
- **Swine** – a domesticated animal characterized by a stout body, short legs with a long mobile snout and is commonly known as pig. This includes foreign breed, domestic wild pigs (baboy damo), and native breeds such as Q-Black, Markaduke, Sinirangan, ISUbela, Benguet, and Yookah.

Poultry – a collective term for all domesticated avian for the purpose of food consumption or, the carcass of such avian are processed for human consumption.

- **Broiler** – strains of foreign breeds of chicken, especially raised for meat purposes only.
- **Duck** – a general term for waterfowl.
- **Layer** – foreign strain chicken regardless of age, raised mainly for egg production.

- **Native/Improved Chicken** – a common backyard fowl that is a mixture of native breed and foreign breed/s which includes Banaba, Bolinao, Paroakan, Darag, Camarines, and Joloano.

Approved for Release:



ISMAEL B. RAMOS JR.
Chief Statistical Specialist

For inquiries, please contact:



SANTIAGO K. SAMPULNA
Statistical Specialist II
Telephone Number (083) 552-2502