

SPECIAL RELEASE

Livestock and Poultry Inventory in Sarangani Province Second Quarter 2024 and Second Quarter 2023

Date of Release: 05 February 2025

Reference No.: 25R1280-SR-008



Highlights

The total inventory of livestock and poultry in the province as of 01 July 2024 was estimated at 1,123,262 heads/birds which was 9.1 percent higher than the recorded 1,029,976 heads/birds as of 01 July 2023. (Table 1)

**Table 1: Livestock and Poultry Inventory by Animal Type
Sarangani Province: Second Quarter 2023 and Second Quarter 2024**

Livestock/Poultry	Inventory (Heads/Birds)		Percent Change (%)
	As of 01 July 2023	As of 01 July 2024	
Livestock	120,812	127,628	5.6
Carabao	25,400	25,967	2.2
Cattle	11,676	12,646	8.3
Goat	23,550	25,498	8.3
Swine	60,186	63,517	5.5
Poultry	909,164	995,634	9.5
Chicken	866,364	948,471	9.5
Broiler	191,605	264,668	38.1
Layer	78,350	92,825	18.5
Native/Improved	596,409	590,978	-0.9
Duck	42,800	47,163	10.2
Total	1,029,976	1,123,262	9.1

Source: Livestock and Poultry Surveys (openstat.psa.gov.ph), Philippine Statistics Authority



Livestock Inventory in Sarangani Province rises by 5.6 percent

The livestock inventory in the province rose by 5.6 percent, an increase from 120,812 heads in the second quarter of 2023 to 127,628 heads in the same period in 2024. The growth was driven by all types of livestock commodities which posted an increase compared to inventory in the same quarter of the preceding year. The largest number of livestock was primarily attributed to the swine population with a total inventory of 63,517 heads.

The total livestock inventory was comprised of carabao, cattle, goat, and swine. Cattle recorded the highest increase at 8.31 percent, closely followed by goat at 8.27 percent in the second quarter of 2024. (Table 2)

**Table 2: Livestock Inventory by Animal Type
Sarangani Province: Second Quarter 2023 and Second Quarter 2024**

Livestock	Inventory (Heads)		Percent Change (%)
	As of 01 July 2023	As of 01 July 2024	
Livestock	120,812	127,628	5.6
Carabao	25,400	25,967	2.2
Cattle	11,676	12,646	8.31
Goat	23,550	25,498	8.27
Swine	60,186	63,517	5.5

Source: Livestock and Poultry Surveys (openstat.psa.gov.ph), Philippine Statistics Authority

Carabao inventory increases by 2.2 percent

Carabao inventory was estimated at 25,967 heads in the second quarter of 2024. This reflects an increase of 2.2 percent compared to 25,400 heads in the same period of the previous year as shown in Figure 1 below.

**Figure 1: Carabao Inventory (Heads), Sarangani Province
Second Quarter 2023 and Second Quarter 2024**

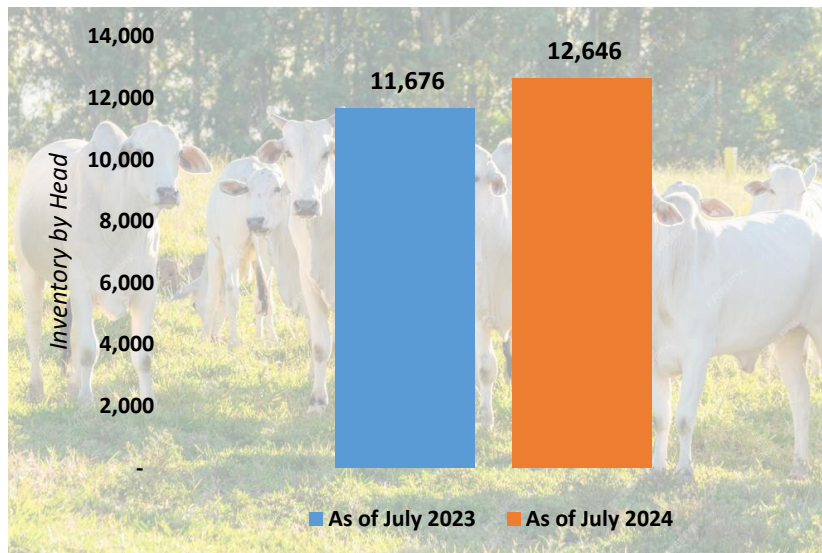


Source: Livestock and Poultry Surveys, Philippine Statistics Authority

Cattle inventory up by 8.3 percent

Cattle inventory posted 8.3 percent higher in the second quarter of 2024 against the level of the same quarter of the preceding year from 11,676 heads to 12,646 heads as shown in Figure 2 below.

**Figure 2: Cattle Inventory (Heads), Sarangani Province
Second Quarter 2023 and Second Quarter 2024**

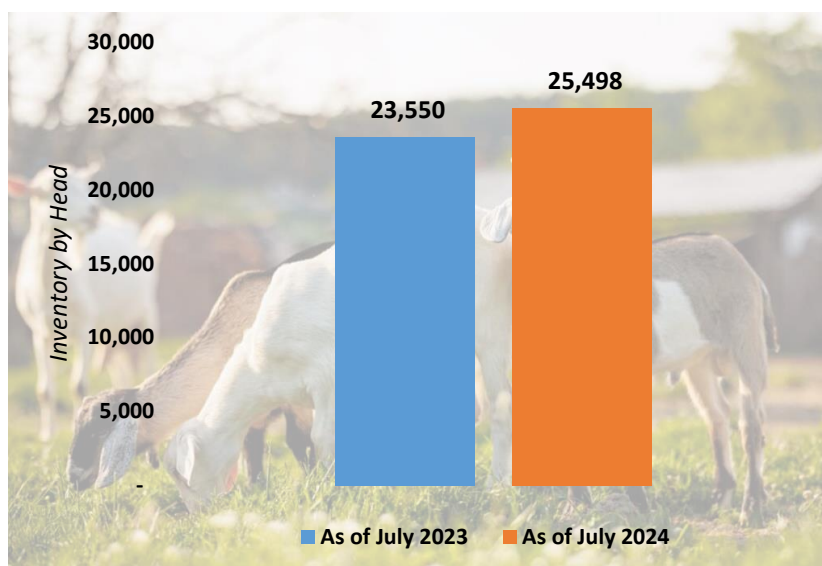


Source: Livestock and Poultry Surveys, Philippine Statistics Authority

Goat inventory grows by 8.3 percent

The total inventory for goat grew by 8.3 percent and it was estimated at 25,498 heads in the first quarter of 2024 compared to 23,550 heads in the same quarter of 2023 as shown in Figure 3 below.

**Figure 3: Goat Inventory (Heads), Sarangani Province
Second Quarter 2023 and Second Quarter 2024**

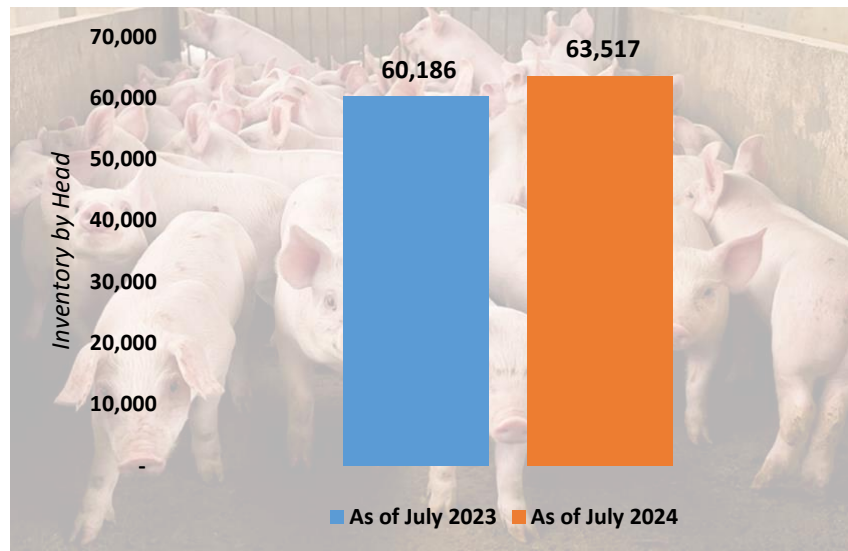


Source: Livestock and Poultry Surveys, Philippine Statistics Authority

Swine population rises by 5.5 percent

Swine inventory rose at 5.5 percent, and it was estimated at 63,517 heads in the second quarter of 2024 compared to 60,186 heads in the second quarter of 2023 as shown in Figure 4 below.

**Figure 4: Swine Inventory (Heads), Sarangani Province
Second Quarter 2023 and Second Quarter 2024**



Source: Livestock and Poultry Surveys, Philippine Statistics Authority

Poultry Inventory in Sarangani Province increases by 9.5 percent

The poultry inventory in the province posted an increase of 9.5 percent, estimated at 995,634 birds in the second quarter of 2024 from 909,164 birds in the second quarter of 2023. (Table 3)

Among the total poultry inventory in the second quarter of 2024, native/improved chicken recorded the highest inventory with 590,978 birds, followed by broiler chicken with 264,668 birds. On the other hand, duck registered the lowest inventory with 47,163 birds despite having a double-digit percent growth from its inventory in the second quarter of 2023. (Table 3)

The growth in the poultry sector was driven by the increase in the inventory of broiler chicken by 38.1 percent. Also, layer chicken increased by 18.5 percent, followed by duck with 10.2 percent increase. On the other hand, the inventory of native/improved chicken registered 0.9 percent decrease from its inventory in the second quarter of 2023. (Table 3)

**Table 3: Poultry Inventory by Animal Type
Sarangani Province: Second Quarter 2023 and Second Quarter 2024**

Poultry	Inventory (Birds)		Percent Change (%)
	As of 01 July 2023	As of 01 July 2024	
Poultry	909,164	995,634	9.5
Chicken	866,364	948,471	9.5
Broiler	191,605	264,668	38.1
Layer	78,350	92,825	18.5
Native/Improved	596,409	590,978	-0.9
Duck	42,800	47,163	10.2

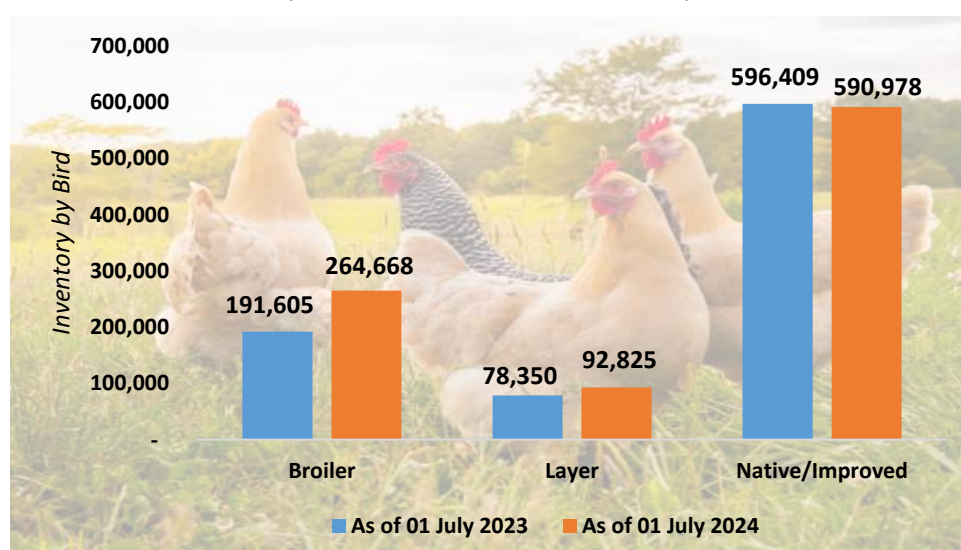
Source: Livestock and Poultry Surveys (openstat.psa.gov.ph), Philippine Statistics Authority

Chicken inventory grows by 9.5 percent

The total chicken inventory in the province grew by 9.5 percent, from 909,164 birds in the second quarter of 2023 to 995,634 birds in the same period of 2024. (Table 3)

The increase was due to a 38.1 percent growth in broiler, with inventory rising from 191,605 birds in the second quarter of 2023 to 264,668 birds in the same period of 2024. This was followed by layer chicken, from 78,350 birds to 92,825 birds in the second quarter of 2024. In contrast, native/improved chicken decreased by 0.9 percent, from 596,409 birds to 590,978 birds. (Figure 5)

**Figure 5: Chicken Inventory (Birds), Sarangani Province
Second Quarter 2023 and Second Quarter 2024**

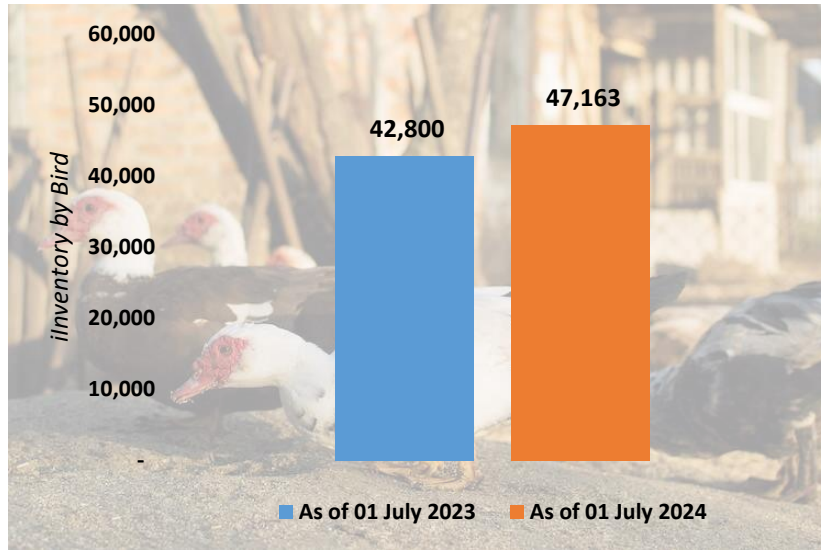


Source: Livestock and Poultry Surveys, Philippine Statistics Authority

Duck inventory grows by 10.2 percent

Duck inventory as of 01 July 2024 posted a double-digit percent growth of 10.2 percent and it was estimated at 47,163 ducks from 42,800 ducks in the same period in 2023. (Figure 6)

**Figure 6: Duck Inventory (Birds), Sarangani Province
Second Quarter 2023 and Second Quarter 2024**



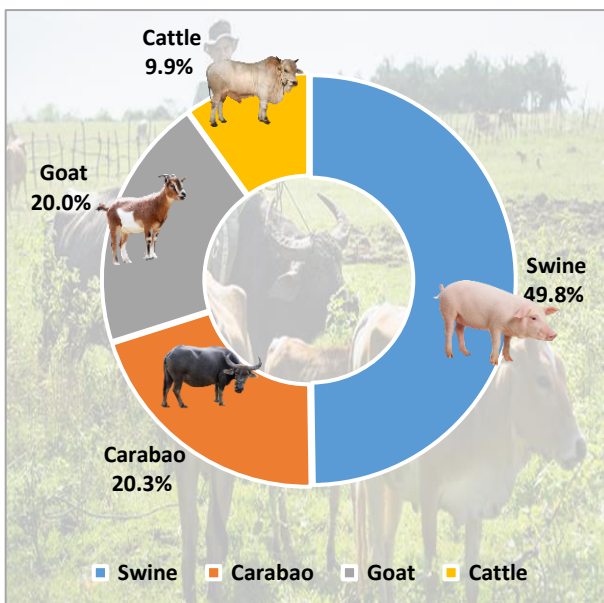
Source: Livestock and Poultry Surveys, Philippine Statistics Authority

Swine and Native/Improved Chicken top list of livestock and poultry inventory

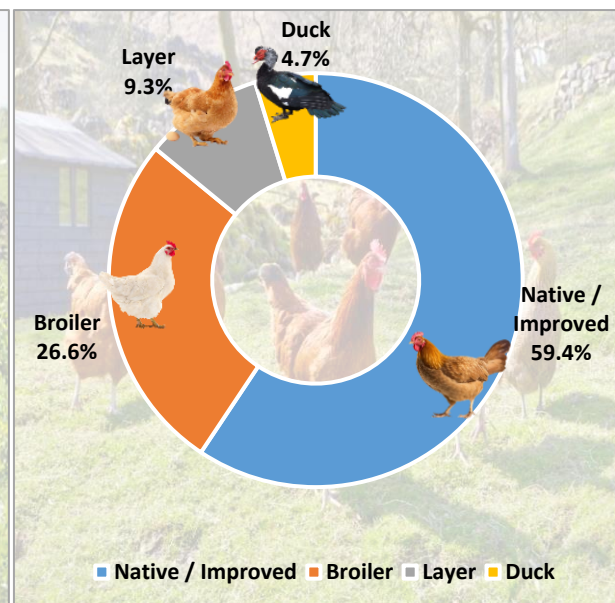
In terms of contribution by sector, swine topped all the other types of livestock with a share of 49.8 percent to the total livestock inventory in the second quarter of 2024. Carabao contributed 20.3 percent, closely followed by goat at 20.0 percent share and cattle with 9.9 percent share. (Figure 7)

Meanwhile, native/improved chicken had the major share in the inventory of poultry sector, contributing 59.4 percent of the total population. Broiler, layer and duck shared 26.6 percent, 9.3 percent and 4.7 percent, respectively. (Figure 8)

**Figure 7: Percent Distribution of Livestock Inventory
Sarangani Province: As of 01 July 2024**



**Figure 8: Percent Distribution of Poultry Inventory
Sarangani Province: As of 01 July 2024**



Source: Livestock and Poultry Surveys, Philippine Statistics Authority

TECHNICAL NOTES

Data for this special release were collected by the Philippine Statistics Authority (PSA) through the two major agricultural surveys, namely: Backyard Livestock and Poultry Survey (BLPS) and Commercial Livestock and Poultry Survey (CLPS). BLPS and CLPS are conducted quarterly and collect data in household and establishment samples. The BLPS and CLPS generate estimates on supply, disposition, average farmgate price, and other related data of livestock and poultry commodities at the household level and from establishments, respectively.

Animal Population (also Animal Inventory) – the actual number of animals (in head/bird) present in the establishment as of a specific reference date regardless of ownership.

Livestock – farm animals kept or raised for consumption, work or leisure. In general, poultry is separated as a distinct group of farm animals. For purposes of census and surveys, livestock covers only those that are tended and raised by an operator.

- **Carabao** – a local term for water buffalo. It is a domesticated livestock characterized by its heavy built, low and wide body used in farms as draft animal and also suitable for milk production.
- **Cattle** – a general term for domesticated bovine animals held as property or raised for use.
- **Goat** – a domesticated hollow-horned ruminant mammal raised in farms.
- **Swine** – a domesticated animal characterized by a stout body, short legs with a long mobile snout and is commonly known as pig. This includes foreign breed, domestic wild pigs (baboy damo), and native breeds such as Q-Black, Markaduke, Sinirangan, ISUbela, Benguet, and Yookah.

Poultry – a collective term for all domesticated avian for the purpose of food consumption or, the carcass of such avian are processed for human consumption.

- **Broiler** – strains of foreign breeds of chicken, especially raised for meat purposes only.
- **Duck** – a general term for waterfowl.
- **Layer** – foreign strain chicken regardless of age, raised mainly for egg production.
- **Native/Improved Chicken** – a common backyard fowl that is a mixture of native breed and foreign breed/s which includes Banaba, Bolinao, Paroakan, Darag, Camarines, and Joloano.

Approved for Release:



ISMAEL B. RAMOS JR.
Chief Statistical Specialist

For inquiries, please contact:



SHOGAR JOY J. MARAON
Statistical Analyst
Telephone Number (083) 552-2502