

**SKIPJACK, COCONUT OIL AND PINEAPPLE
 WERE REGION XII'S LEADING EXPORTS IN NOVEMBER 2016**
 (Preliminary Results)

SKIPJACK IS THE PRIMARY EXPORT OF REGION XII IN TERMS OF FOB VALUE

In November 2016, SOCCSKSARGEN Region exported US\$61,989,807.00 worth of commodities to other countries. Skipjack or Bonito accounted for 19.87 percent of the region's total exports for the month.

Skipjack or Bonito ranked first among all exports of the region in terms of value during the period, totalling to US\$12.31 million for 4,075,580.57 Kilograms of Skipjack that were exported to 27 countries around the world. About 24.6 percent or 1,003,996.05 kilograms were shipped to the United States of America amounting to US\$2,608,329.00.

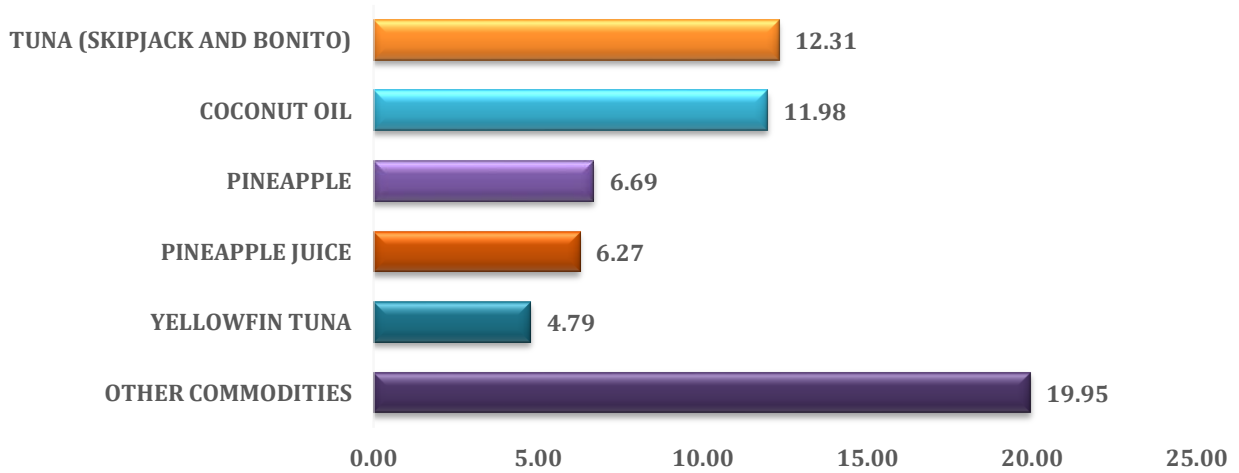
Coconut Oil was second, with a Freight on Board (FOB) value of US\$11.98 million weighing 8,302,000.00 kilograms. Netherlands received US\$11,531,441.00 for 8, 001,00 kilograms and Malaysia, 301,000.00 Kilograms worth US\$ 446,985.00.

Pineapple was third, worth US\$6.69 million and weighing 9,098,986.85 kilograms. United States of America was the destination of 5,742,066.44 kilograms of Pineapples amounting to US\$4,320,253.00.

Pineapple Juice ranked fourth at US\$6.27 million weighing 12,900,719.04 kilograms that were exported to the United States of America and 12 other countries. USA was the main destination of 11,369,215.37 kilograms of Pineapple Juice amounting to US\$5,485,788.00.

Yellowfin Tuna ranked fifth at US\$4.79 million and weighing 1,207,944.58 kilograms that were shipped to five (5) countries namely: Indonesia, 72,702.00 kilograms at US\$352,800.00; Italy, 208,560.00 kilograms at US\$1,028,265.00; Japan, 266,574.00 kilograms for US\$1,102,920.00; Spain, 610,700.00 kilograms amounting to US\$1,746,410.00; and United States of America, 49,408.58 kilograms at US\$446,824.00.

Figure 6. TOP 5 EXPORTS IN TERMS OF VALUE, REGION XII: NOVEMBER 2016
 (IN US\$ MILLION)



USA IS THE TOP DESTINATION OF EXPORTS IN TERMS OF FOB VALUE

A total of US\$61,989,807.00 worth of commodities were exported to various countries around the world in November 2016. In terms of Freight on Board (FOB), the United States of America was the destination of about 27.9 percent worth of exports.

United States of America received 15 commodities amounting to US\$17,317,981.00. It is the main destination of 5,742,066.44 kilograms of Pineapples worth of US\$4,320,253.00 and 11,369,215.37 kilograms of Pineapple Juice at US\$5,485,788.00.

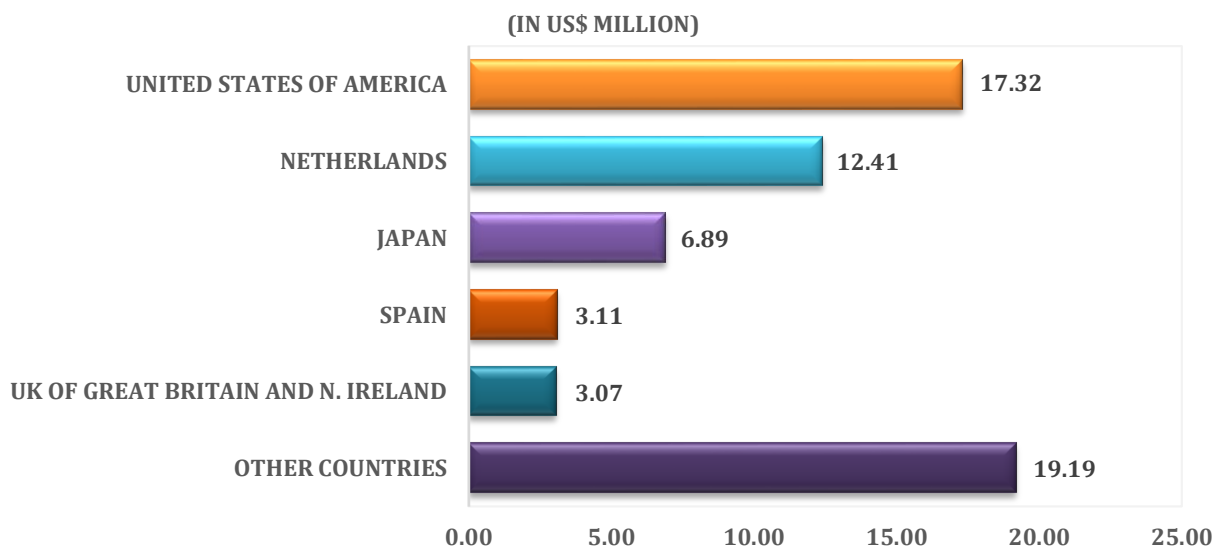
Netherlands was second receiving a total of 7 commodities with a total value of US\$12,410,743.00 including 8,001,000.00 kilograms of Coconut Oil amounting to US\$11,531,441.00.

Japan was at third place as the destination of 14 export commodities totaling to US\$6,891,047.00 including Skipjack or Bonito with a total value of US\$1,940,725.00 and weighing 554,792.66 kilograms.

Spain was fourth as destination country of 7 different commodities valued at US\$3,111,825.00 including 610,700.00 kilograms of Yellowfin Tuna amounting to US\$1,746,410.00.

United Kingdom of Great Britain and Northern Ireland was fifth as destination country of US\$3.07 million worth of commodities. The country was the second destination country for 651,988.53 kilograms of Skipjack or Bonito valued at US\$2,276,851.00 and a destination of 175,400.38 kilograms of Sardines valued at US\$553,940.00; 458,866.64 kilograms of Pineapples worth of US\$215,750.00; and 21,928.03 kilograms of Pineapple Juice valued at US\$26,525.00.

Figure 7. TOP 5 EXPORTS IN TERMS OF VALUE BY DESTINATION COUNTRY, REGION XII : NOVEMBER 2016



SAND IS THE MAIN EXPORT OF REGION XII IN TERMS OF VOLUME

The region exported 91,250,591.08 kilograms of exports through the General Santos City (Dandiagas) Sea Port in November 2016. Sand, in terms of volume, accounted for 33,000,000.00 kilograms or 36.16 percent of the total volume of exports during the period.

Sand ranked first at 33,000,000.00 kilograms or 36.16 percent of the total gross weight of exports in November 2016. About 18,000,000.00 kilograms were exported to Hong Kong, China while 15,000,000.00 kilograms were exported to Japan.

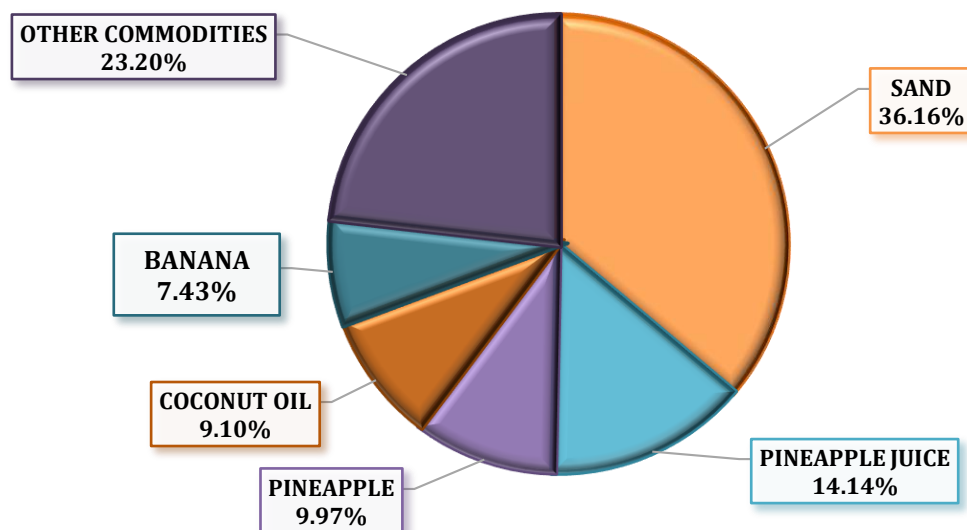
Pineapple Juice ranked second at 12,900,719.04 kilograms representing 14.14 percent of the total gross weight of exports. About 11,369,215.37 kilograms of the commodity were shipped to the United States of America and 12 other countries worldwide.

Pineapple ranked third at 9,098,986.85 kilograms or a share of 9.97 percent of the total gross weight of exports.

Coconut Oil ranked fourth at 8,302,000.00 kilograms constituting 9.10 percent of the total volume of exports during the period. About 301,000.00 kilograms were exported to Malaysia and Netherlands, 8,001,000.00 kilograms.

Banana ranked fifth at 6,777,132.00 kilograms or representing 7.43 percent of the total volume of exports. The region exported 1,337,970.00 kilograms to People's Republic of China; Hong Kong, 1,919,490.00 kilograms; Kuwait, 767,108.00 kilograms; and Saudi Arabia, 2,752,564.00 kilograms.

Figure 8. TOP 5 EXPORTS IN TERMS OF VOLUME, REGION XII: NOVEMBER 2016



USA IS THE MAIN DESTINATION FOR EXPORTS IN TERMS OF VOLUME

The United States of America is the top country of destination in terms of gross weight of exports.

United States of America (USA) was on top of the list of the destination countries for the region's exports in November 2016 with a total gross weight of 21,384,572.40 kilograms or constituting 23.43 percent of the total exports during the period. The USA received 5,742,066.44 kilograms of Pineapples and 1,369,215.37 kilograms of Pineapple Juice.

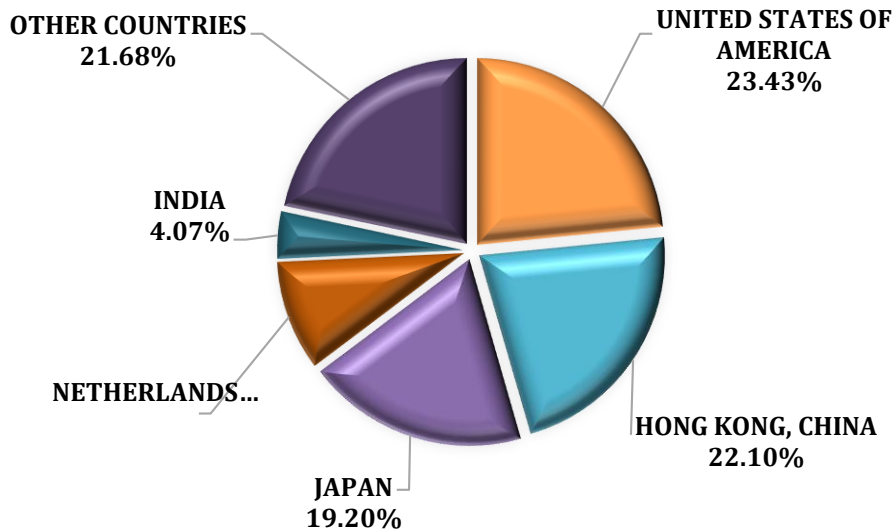
Hong Kong, China took the second spot at 20,168,171.74 kilograms or about 22.10 percent of the aggregated weight of exports. A total of 7 different export commodities were sent to Hong Kong, including 18,000,000.00 kilograms of Sand valued at US\$63,000.00.

Japan at third, at 17,522,329.13 kilograms or a share of 19.20 percent representing 14 different export goods in November 2016 that were shipped to Japan. Also included were 15,000,000.00 kilograms of Sand worth US\$52,500.00.

Netherlands placed fourth at 8,676,283.66 kilograms with a share of 9.51 percent of the gross weight of export commodities. Netherlands was the main destination for 8,001,000.00 kilograms of Coconut Oil.

India placed fifth, owing to 3,714,237.50 kilograms or 4.07 percent of the total weight of exports during the month. It was the sole destination of about 3,500,000.00 kilograms of Copra valued at US\$640,500.00.

Figure 9. TOP 5 COUNTRIES IN TERMS OF VOLUME OF EXPORTS, REGION XII: NOVEMBER 2016



USA IS THE TOP DESTINATION COUNTRY FOR EXPORTS IN TERMS OF QUANTITY

There were 166 commodities exported by the region to various countries in the world. USA was the recipient of 15 export goods in November 2016.

United States of America, at 15 commodities, was first overall with the highest number of exports received from the region including Pineapples and Pineapple Juice.

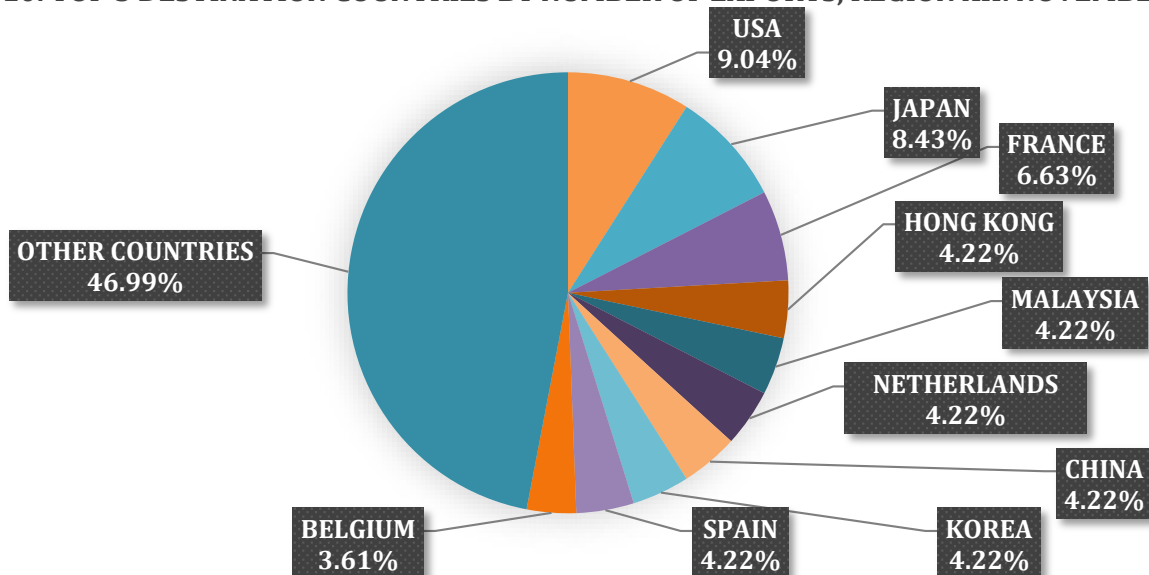
Japan ranked second as a recipient of 14 commodities including Pineapples, Sand and Skipjack or Bonito.

France ranked third as receiver of 11 exports goods including Skipjack or Bonito.

Hong Kong, China, Malaysia, Netherlands, People’s Republic of China, Republic of Korea and Spain shared the fourth spot, receiving 7 export commodities each.

Belgium was ranked fifth as destination country for 6 commodities, and was also one of the destination countries for Skipjack or Bonito.

Figure 10. TOP 5 DESTINATION COUNTRIES BY NUMBER OF EXPORTS, REGION XII: NOVEMBER 2016



Technical Notes:

Export trade statistics are compiled by the Philippine Statistics Authority (PSA) from copies of export declarations filed with the Bureau of Customs (BOC) by exporters or their authorized representatives as required by law. The 2004 Philippine Standard Commodity Classification (PSCC) is used to classify the commodities at the most detailed level for statistical purposes.