



# SPECIAL RELEASE

## ANNUAL 2020 EMPLOYMENT SITUATION IN SOCCSKSARGEN REGION (Preliminary Results)

Date of Release: 03 May 2021  
Reference No. R12-SR2021-021

### Labor Force Survey (LFS)

The Labor Force Survey (LFS) is a quarterly survey of households conducted nationwide by the PSA to gather data on the demographic and socio-economic characteristics of the population. It adopted the 2013 Master Sample Design, with a sample size of approximately 44,000 households. The PSA makes use of the Computer Aided Personal Interviewing (CAPI) in the field enumeration through tablets which started last January 2017 round of LFS.

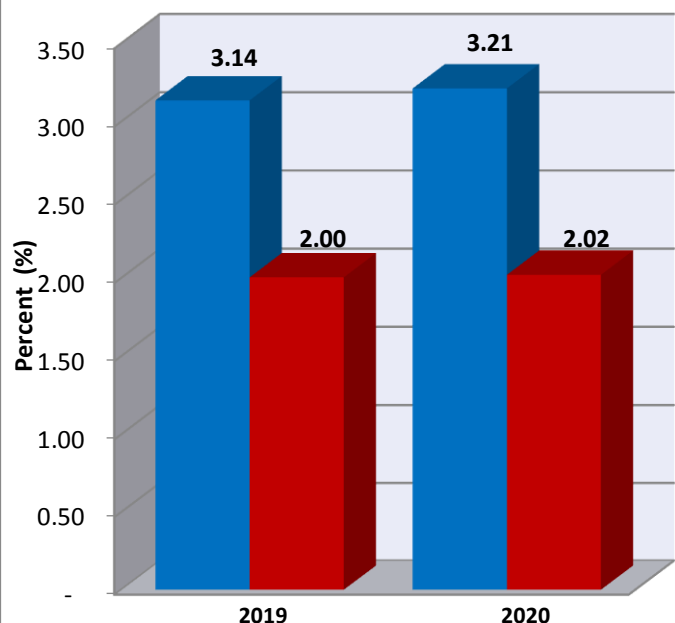
It aims to provide a quantitative framework for the preparation of plans and formulation of policies affecting the labor market.

Specifically, the survey is designed to provide statistics on levels and trends of employment, unemployment and underemployment for the country, as a whole, and for each of the administrative regions.

### Population 15 Years Old and Over & Labor Force Participation Rate (LFPR)

The 2020 annual estimates on population 15 years and over in SOCCSKSARGEN Region reached 3.21 million, about 76.83 thousand higher compared to previous year's 3.14 million (Fig. 1). These constituted about 4.4 percent to the 73.73 million population 15 years old and over nationwide. The region ranked 10<sup>th</sup> in terms of population 15 years old and over with Region IV-A on top with 11.10 million and CAR with the least number at 1.23 million (Fig. 2).

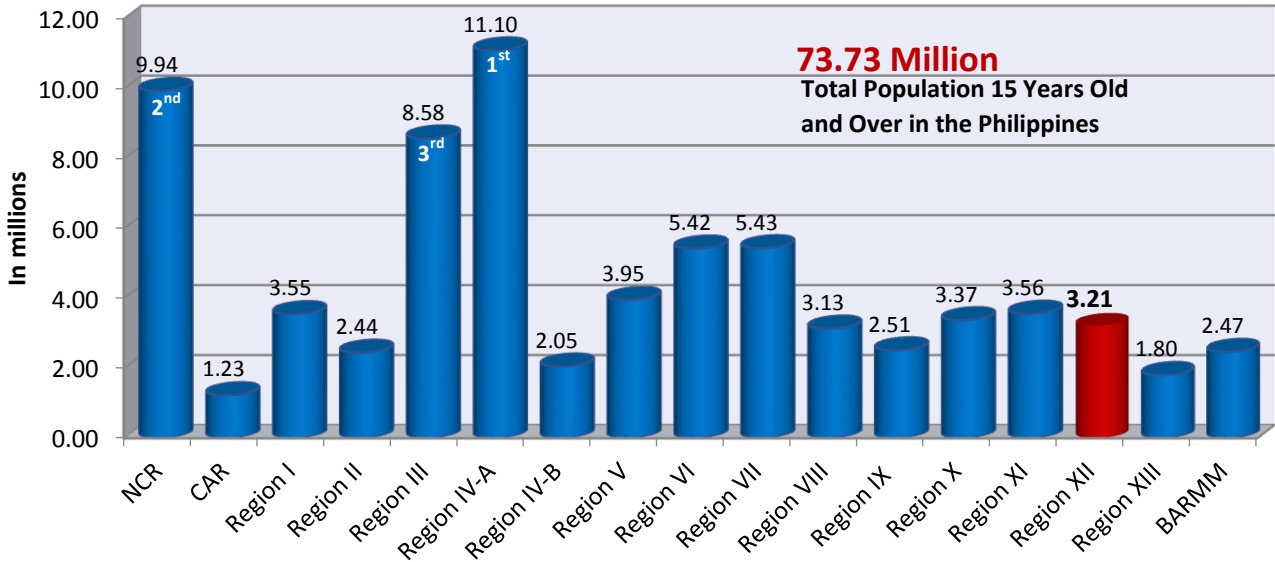
Fig. 1 Total Population 15 Years Old and Over and Total Person in Labor Force, SOCCSKSARGEN: 2019 & 2020



Source: Philippine Statistics Authority



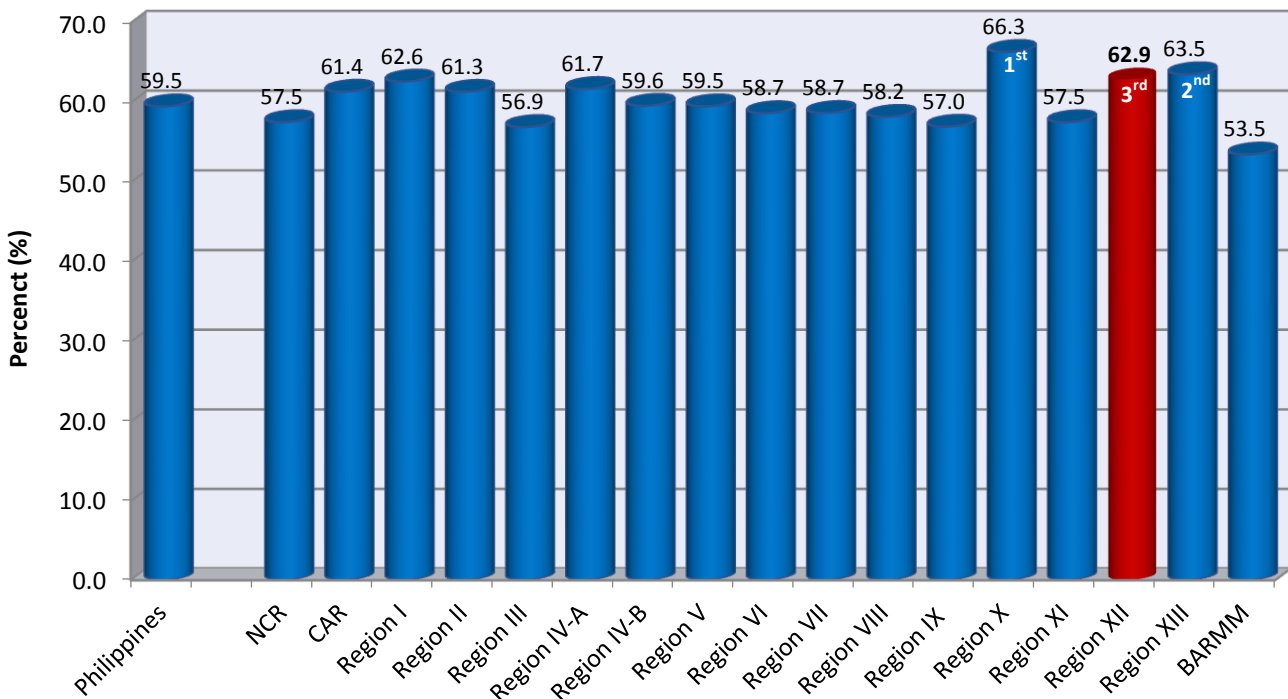
**Fig 2. Total Population 15 Years Old and Over, Philippines: 2020**



Source: Philippine Statistics Authority

Population in the labor force went up from 2.00 million in 2019 to about 2.02 million in 2020, an increase of 0.8 percent or about 16.32 thousand individuals were added to the labor force last year. Labor Force Participation Rate (LFPR) in 2020 was estimated at 62.9 percent, third highest among the 17 regions and higher than the national LFPR average of 59.5 percent (Fig 1).

**Fig 6. Labor Force Participation Rate, Philippines: 2020**

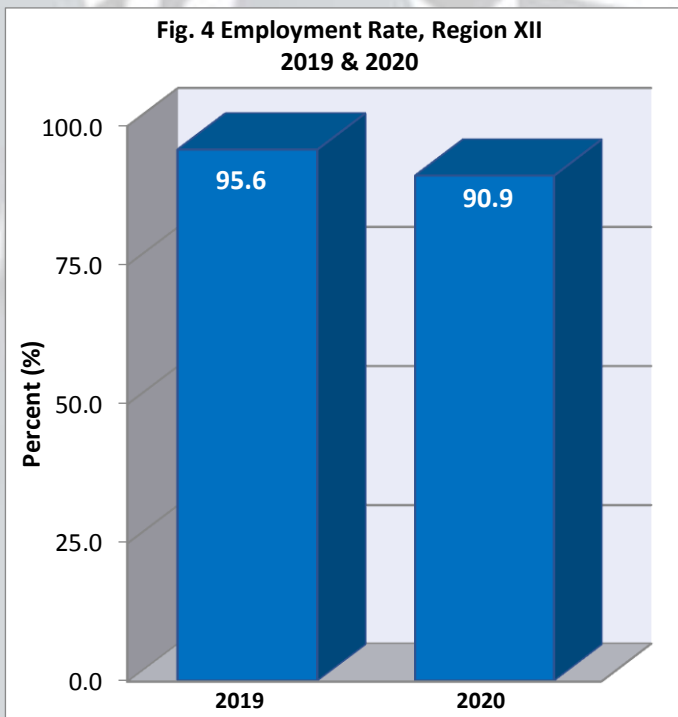


Source: Philippine Statistics Authority

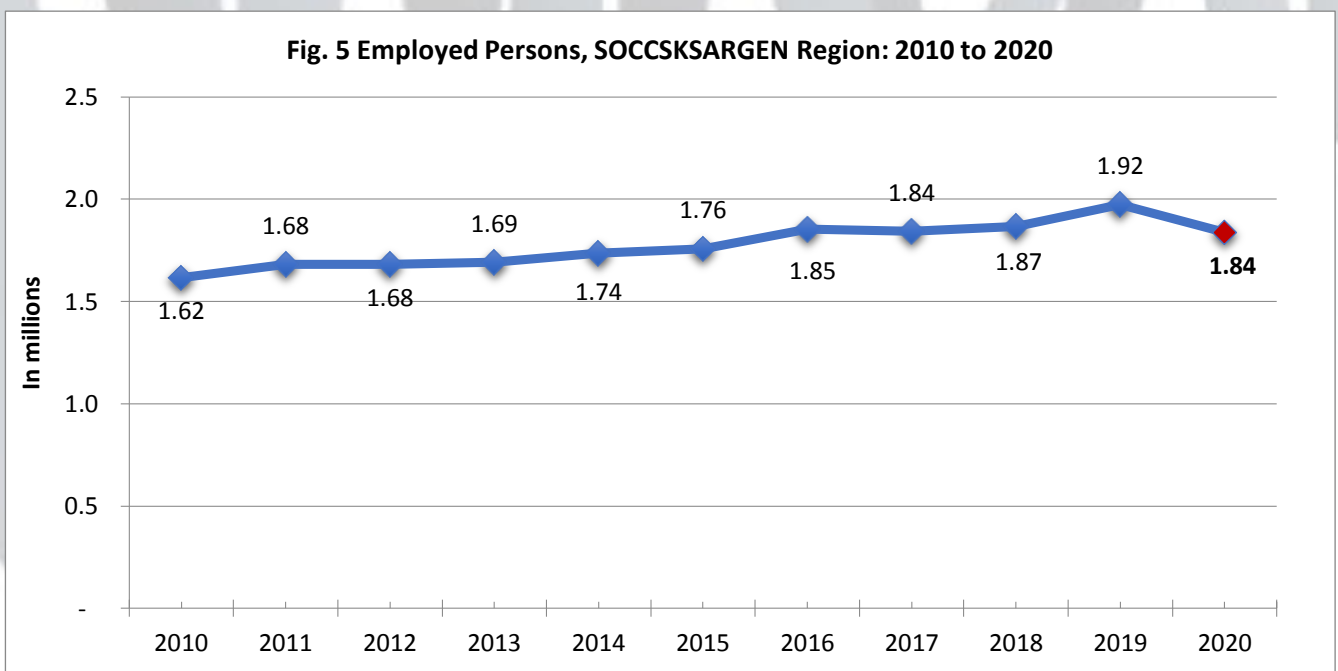


## Employed Persons

Of the 2.02 million work force of SOCCSKSARGEN Region in 2020, around 90.9 percent or roughly 1.84 million individuals were employed or at work. It decreased from 1.92 million employed persons in 2019, about 4.1 percent higher compared to the 2020 estimates (Fig. 5). At 90.9 percent, employment rate in 2020 was lower by 4.7 percentage points compared to the 95.6 percent estimated in 2019 (Fig. 4).



For the last ten years (2010-2020), employed persons in SOCCSKSARGEN Region has been increasing annually from 1.62 million in 2010 to 1.84 million in 2020. The highest number was recorded in 2019 at 1.92 million posting an increase of 100 thousand from the previous year. This number however, dropped by 103 thousand by 2020 in (Fig. 5).

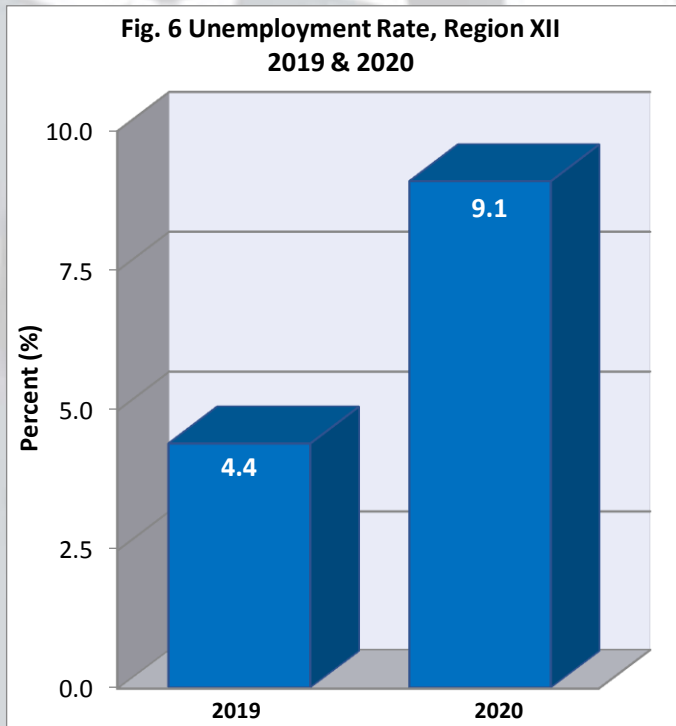


Source: Philippine Statistics Authority



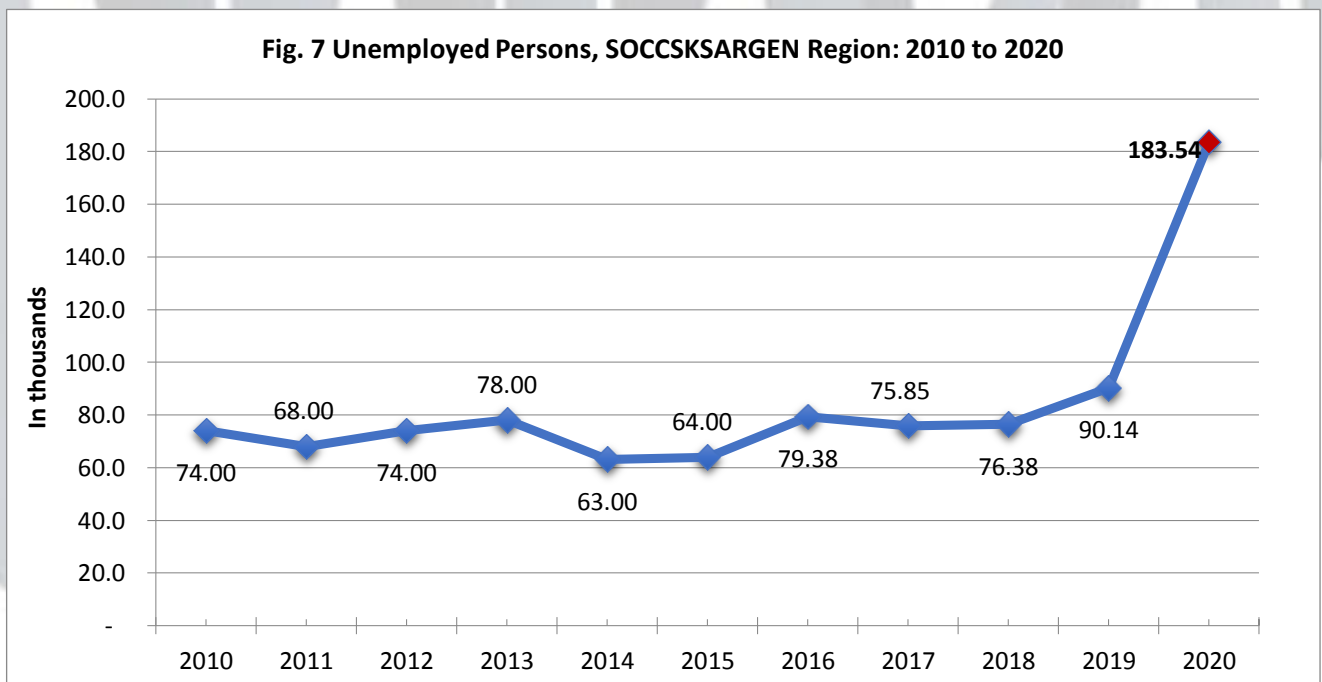
## Unemployed Persons

The unemployed persons or persons who were without work, seeking for work and/or currently available for work during this period was estimated at 183.54 thousand, more than twice the 2019 estimates. This translated to an unemployment rate of 9.1 percent in 2020 from 4.4 percent in 2019 (Fig. 6).



Source: Philippine Statistics Authority

Annual estimates of unemployed persons for the last 9 years ranged from a low of 63 thousand in 2014 to a high of 183.54 thousand in 2020, more than thrice the lowest (Fig. 7).

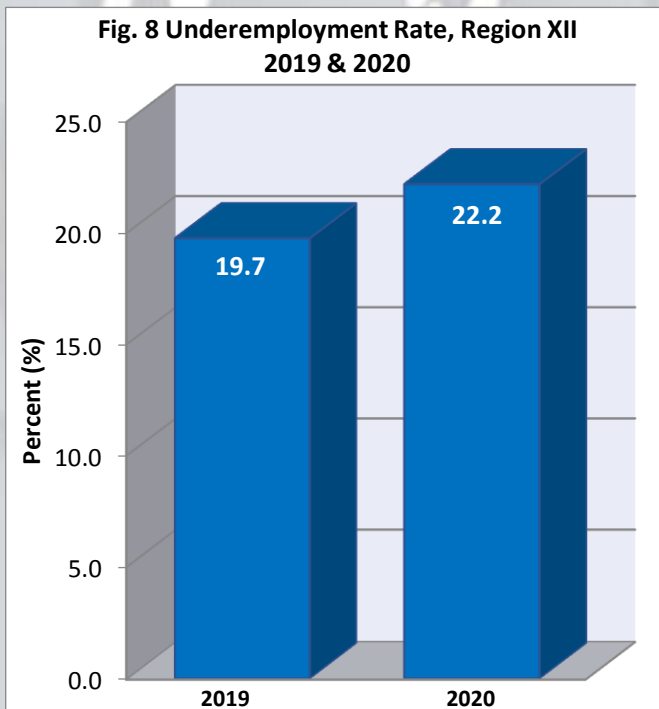


Source: Philippine Statistics Authority

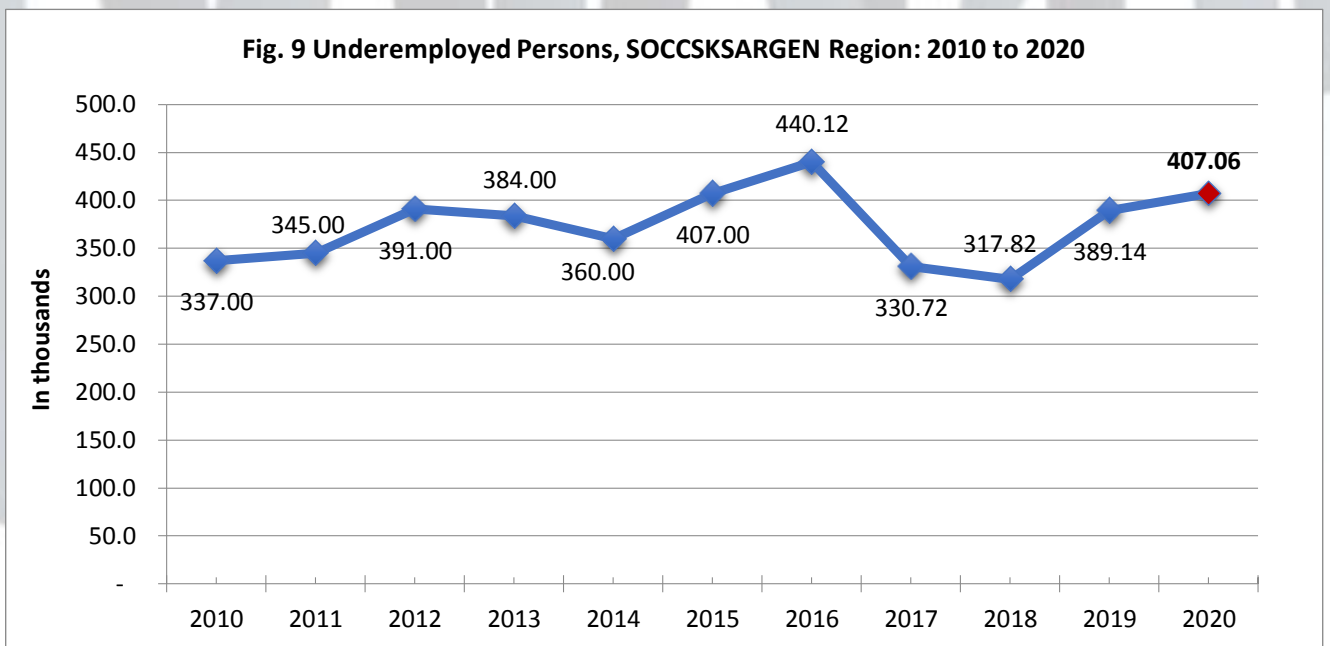


## Underemployed Persons

Underemployment rate was estimated at 22.2 percent, about 2.4 percentage points higher than the 19.7 percent recorded in 2019 (Fig 8). In 2020, underemployed persons numbered 407.06 thousand, about 7.68 higher than the 389.14 thousand recorded in 2019 (Fig 9). Underemployed persons are employed persons who express desire to have additional hours of work in their present job, or an additional job, or to have a new job with longer working hours.



Source: Philippine Statistics Authority



Source: Philippine Statistics Authority





**Notes:**

- Details may not add up due to rounding.
- Based on the final results of the 2019 and 2020 July Round Labor Force Survey (LFS).

**Definition of Terms**

**Labor Force Participation Rate (LFPR)** - refers to persons 15 years old and over who are either employed or unemployed.

**Population 15 Years Old and Over** - refers to number of population 15 years old and over excluding overseas workers.

**Employed** - Employed persons include all those who, during the reference period are 15 years old and over as of their last birthday and are reported either at work or with a job but not at work.

**Underemployed** – Underemployed persons include all employed persons who express the desire to have additional hours of work in their present job, or an additional job, or to have a new job with longer working hours.

**Unemployed** - Unemployed persons include all those who, during the reference period, are 15 years old and over as of their last birthday and reported as: a) Without work, b) Currently available for work, and c) Seeking work.

Approved for Release:

**ATTY. MAQAHAR L. MANULON, CESO V**  
Regional Director, PSA-RSSO XII

For inquiries, please contact:

**MA. EILEEN A. BERDEPRADO/MUJAHID J. JAJI**

Statistical Operations and Coordination Division (SOCD), PSA – RSSO XII  
Telephone Number (064) 557-2416 / (064) 421-2827

