



SPECIAL RELEASE

VOLUME AND VALUE OF IMPORTED AND EXPORTED GOODS, SOCCSKSARGEN REGION: NOVEMBER 2020

Date of Release: 25 MAY 2021

Reference No. R12-SR2021-024

Merchandise Trade

Export sales of SOCCSKSARGEN Region increased slightly by 0.1 percent in November 2020 at US\$94,095,075.00 from US\$94,020,545.00 in November 2019. The total volume of export goods dropped to 90,319,786 kilograms in 2020 from 203,956,421 kilograms of the same month last year.

In November 2019, import expenditures went down by 37.3% from US\$68,491,315.00 last year to US\$42,958,348.00 a year later. Imported goods totaled to 127,975,775 kilograms in 2020 from 164,080,844 kilograms in 2019.

Table 1: Volume and Value of Imported and Exported Goods,
SOCCSKSARGEN Region: November 2019 and 2020

	Imports		Exports	
	November 2020	November 2019	November 2020	November 2019
Free-on-Board (FOB) Value (in USD)	42,958,348.00	68,491,315.00	94,095,075.00	94,020,545.00
Year-on-year Growth Rate	-37.3%		0.1%	
Volume (in kilograms)	127,975,775	164,080,844	90,319,786	203,956,421
Year-on-year Growth Rate	-22.0%		-55.3%	

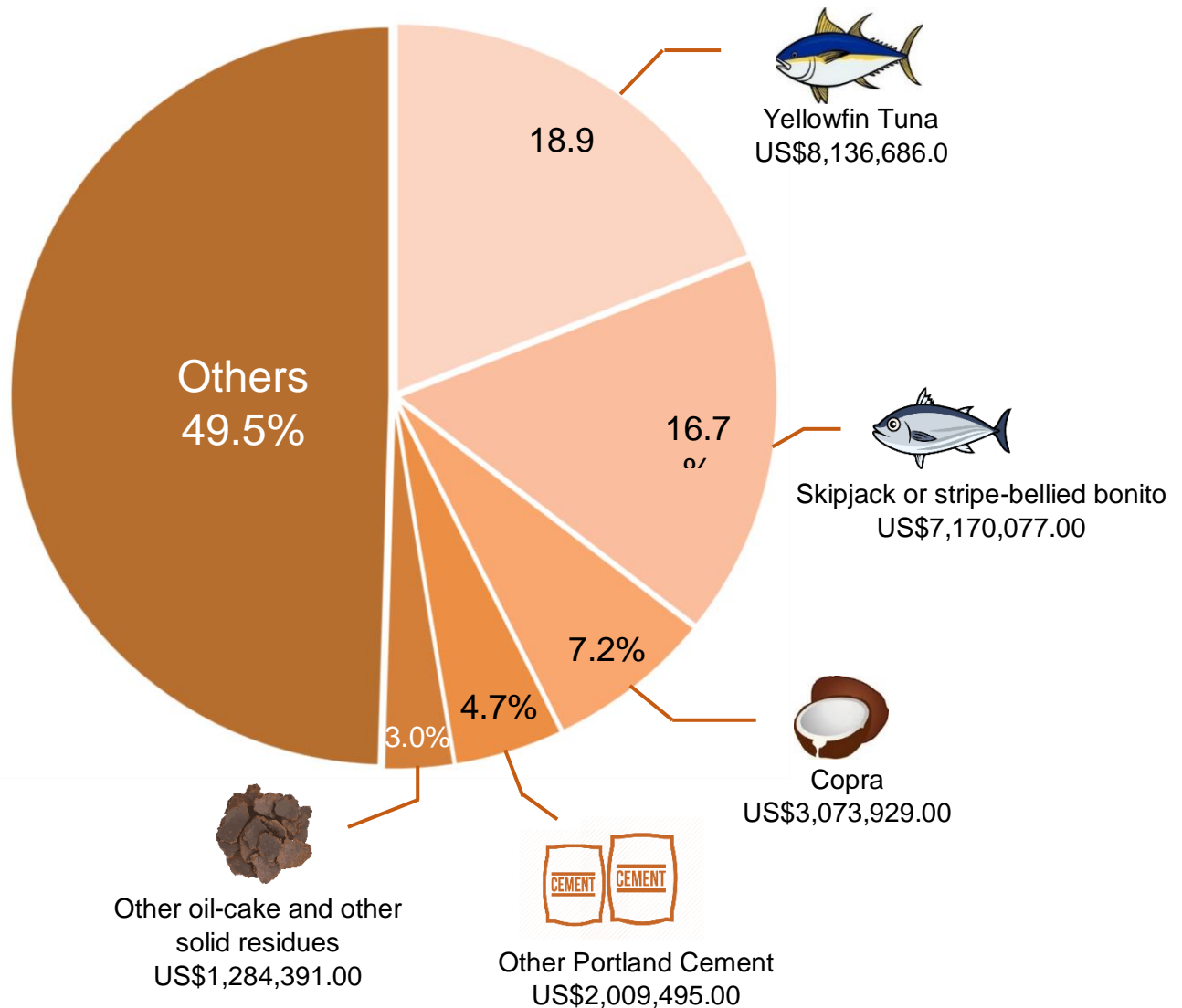
Source: Philippine Statistics Authority

Import Goods

The top 5 exported goods include *Yellowfin Tuna*, *Skipjack or stripe-bellied bonito*, *Copra*, *Other Portland Cement*, and *Other oil-cake and solid residues*. *Yellowfin Tuna*, at US\$8,136,686.00, is the top import commodity accounting for 18.9 percent of the total import payments based on Free-On-Board (FOB) value. *Skipjack or stripe-bellied bonito* was second at US\$7,170,077.00 (16.7%), followed by *Copra* at US\$3,073,929.00 (7.2%), *Other Portland Cement* at US\$2,009,495.00 (4.7%), and *Other oil-cake and solid residues* at US\$1,284,391.00 (3.0%).



Figure 1: Distribution of Top Five (5) Imported Commodities Based on FOB Value, SOCCSKSARGEN Region: November 2020



Source: Philippine Statistics Authority

Imports by Country of Origin

Imports from *Papua New Guinea* was the region's biggest import supplier amounting to US\$6,553,039.00 in November 2020 accounting for 15.3 percent of the total import value of the region. *China* was second at US\$4,788,172.00 (11.1%); *Vietnam* at US\$3,472,486.00 (8.1%); *Indonesia* at US\$2,867,457.00 (6.7%); and *Korea* at US\$2,288,207.00 (5.3%).






REPUBLIC OF THE PHILIPPINES
PHILIPPINE STATISTICS AUTHORITY
SOCCKSARGEN REGION

The top import goods from *Papua New Guinea* in terms of FOB value was *Skipjack or stripe-bellied bonito*. From *China*, *Sheet piling*; *Vietnam*, *Other Portland Cement*; and from *Indonesia and Korea*, *Yellowfin Tunas* (Figure 2).

Figure 2: Top Five (5) Source Countries for SOCCSKSARGEN Region's Imports, Based on FOB Value: November 2020



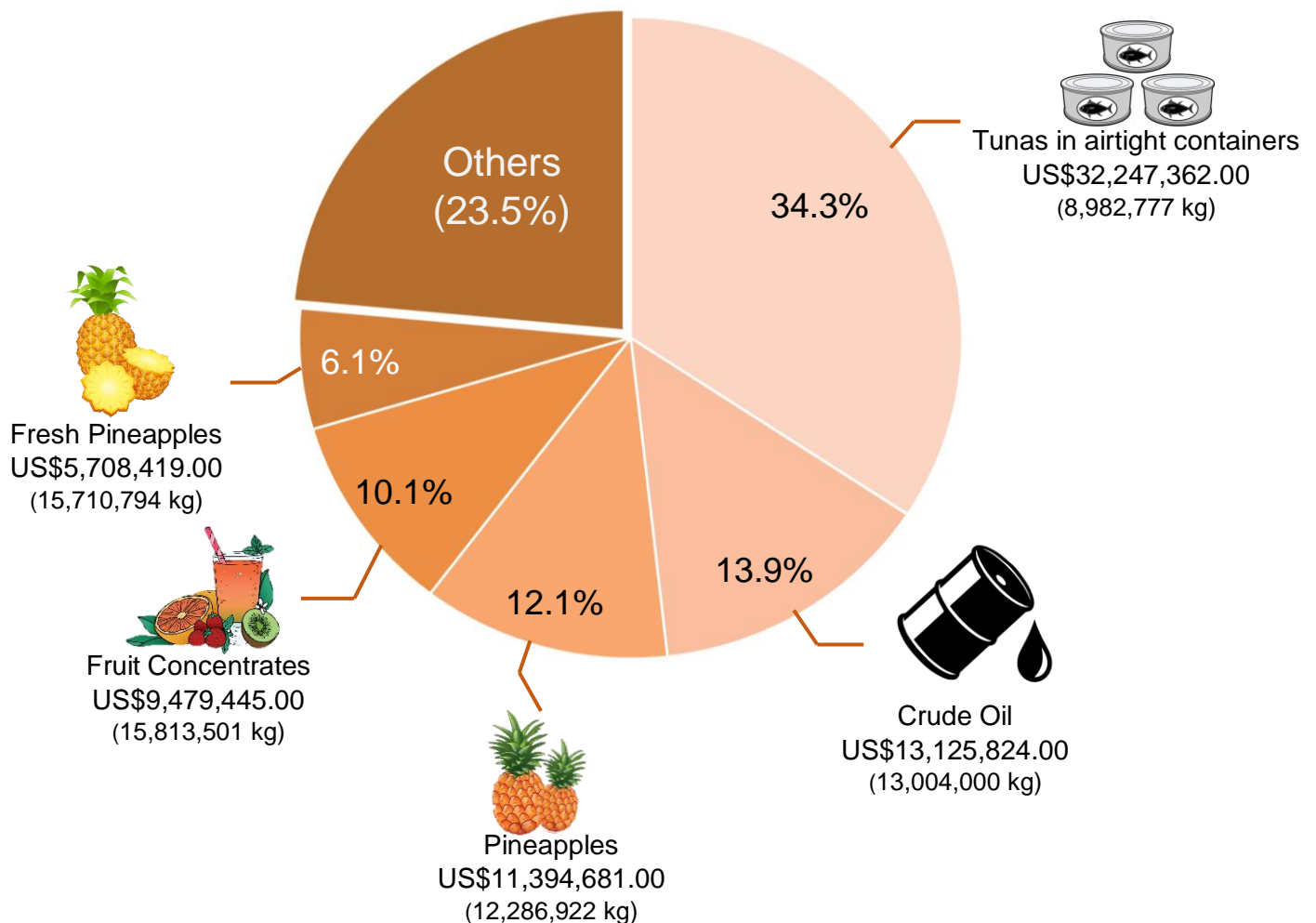
Source: Philippine Statistics Authority



Export Goods

The top 5 export commodities in terms of FOB value are *Tunas in airtight containers*, *Crude Oil*, *Pineapples*, *Fruit Juices (Concentrates)*, and *Fresh Pineapples*. With a gross weight of 8,982,777 kilograms, export sales for *Tuna* were recorded at US\$32,247,362.00 (34.3%), followed by *Crude Oil* at US\$13,125,824.00 (13.9%); *Pineapples*, US\$11,394,681.00 (12.1%); *Fruit Concentrates*, US\$9,479,445.00 (10.1%); and *Fresh Pineapples*, US\$5,708,419.00 (6.1%) (Figure 3).

Figure 3: Distribution of Top Five (5) Exported Commodities Based on FOB Value
SOCCKSARGEN Region: November 2020



Source: Philippine Statistics Authority




Exports by Country of Destination

United States of America was the top destination of SOCCSKSARGEN Region's export commodities at US\$25,214,602.00 weighing 25,607,047 kilograms and with a share of 26.8% to total FOB value, followed by *Japan* at US\$10,852,584.00 (11.5%); *Netherlands* at US\$8,658,827.00 (9.2%); *Malaysia* at US\$7,124,218.00 (7.6%); and *Spain* at US\$6,308,139.00 (6.7%).

The top commodities exported to USA include Fruit Juices (other concentrates). In Japan, Tunas in airtight container; Netherlands and Malaysia, Crude Oil; and Spain, Tunas in airtight container.

Figure 4: Top Five (5) Destination Countries for SOCCSKSARGEN Region's Exports Based on FOB Value
November 2020



Source: Philippine Statistics Authority





REPUBLIC OF THE PHILIPPINES
PHILIPPINE STATISTICS AUTHORITY
SOCCSKSARGEN REGION

Approved for Release:

ATTY. MAQTAHAR L. MANULON, CESO V
Regional Director

For inquiries, please contact:

MA. EILEEN A. BERDEPRADO/NORJAHNA M. HADJINOR
Statistical Operations and Coordination Division, PSA-RSSO XII
Telephone Number (064) 557-2416



4/F CYMCI Building, Don Rufino Alonzo St., Cotabato City 9600
Telefax: (064) 421-2827, Telephone: (064) 557-2416
E-mail: psadose@gmail.com
<https://rso12.psa.gov.ph>