



SPECIAL RELEASE

OCTOBER 2020 EMPLOYMENT SITUATION IN SOCCSKSARGEN REGION (Final Results)

Date of Release: 20 August 2021
Reference No. R12-SR2021-037

Labor Force Survey (LFS)

The Labor Force Survey (LFS) is a quarterly survey of households conducted nationwide by the PSA to gather data on the demographic and socio-economic characteristics of the population. It adopted the 2013 Master Sample Design, with a sample size of approximately 44,000 households. The PSA makes use of the Computer Aided Personal Interviewing (CAPI) in the field enumeration through tablets which started last January 2017 round of LFS.

It aims to provide a quantitative framework for the preparation of plans and formulation of policies affecting the labor market.

Specifically, the survey is designed to provide statistics on levels and trends of employment, unemployment and underemployment for the country, as a whole, and for each of the administrative regions.

Population 15 Years Old and Over & Labor Force Participation Rate (LFPR)

The population 15 years and over in SOCCSKSARGEN Region reached 3.23 million in October 2020, about 77.78 thousand lower higher compared to previous year's 3.15 million (Fig. 1). These constituted about 4.3 percent to the 74.31 million population 15 years old and over nationwide. The region ranked 10th in terms of population of 15 years old and over with Region IV-A on the top with 11.27 million and CAR at the bottom with 1.23 million (Fig. 2).

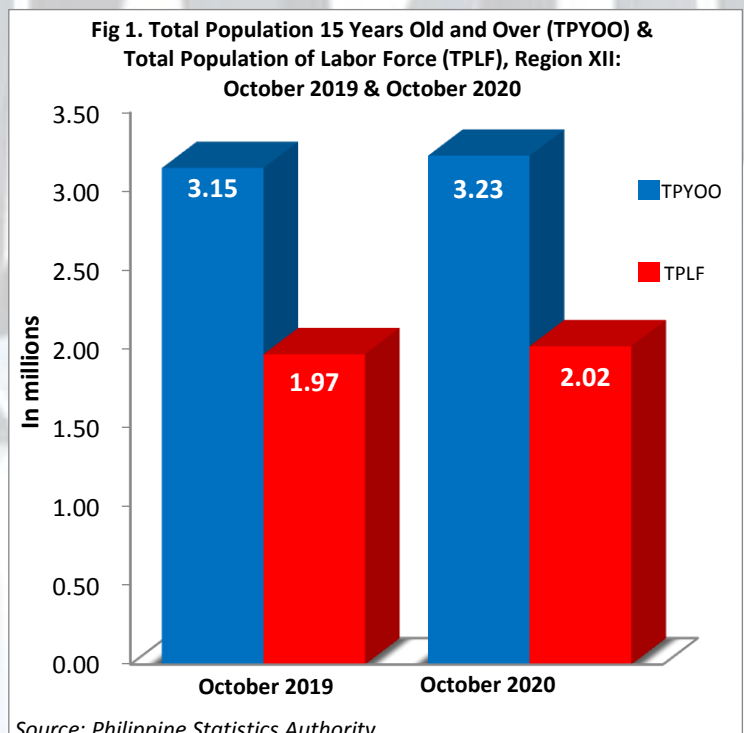
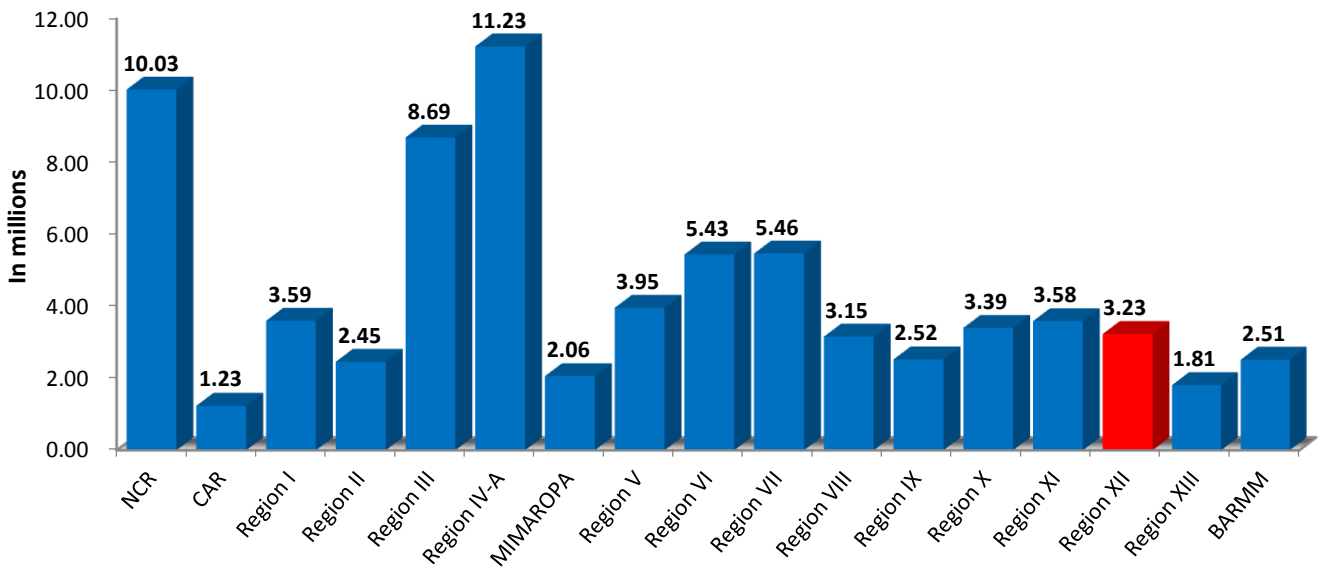


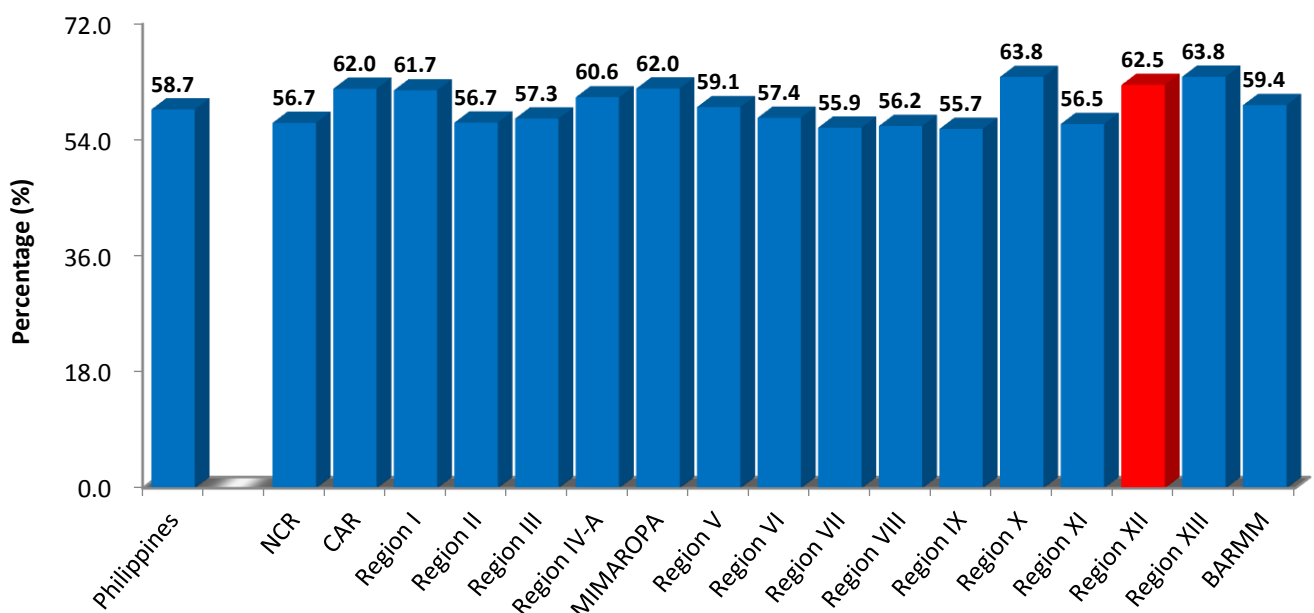
Fig. 2 Total Population 15 Years Old and Over by Region: October 2019 & October 2020



Source: Philippine Statistics Authority

Population in the labor force rose from 1.97 million in October 2019 to about 2.02 million in 2020, an increase of 2.6 percent or about 50.52 thousand individuals were added to the labor force last year. Labor Force Participation Rate (LFPR) in October 2020 was estimated at 62.5 percent, third highest among the 17 regions and higher than the national LFPR average of 58.7 percent.

Fig. 3 Labor Force Participation Rate by Region: October 2019 & October 2020



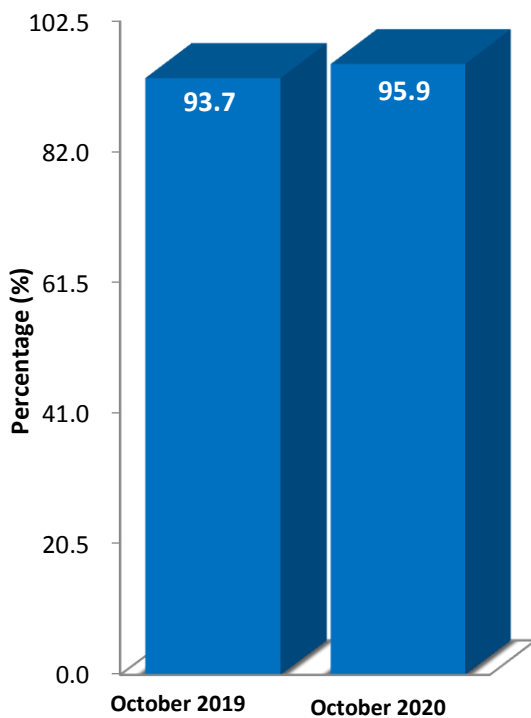
Source: Philippine Statistics Authority



Employed Persons

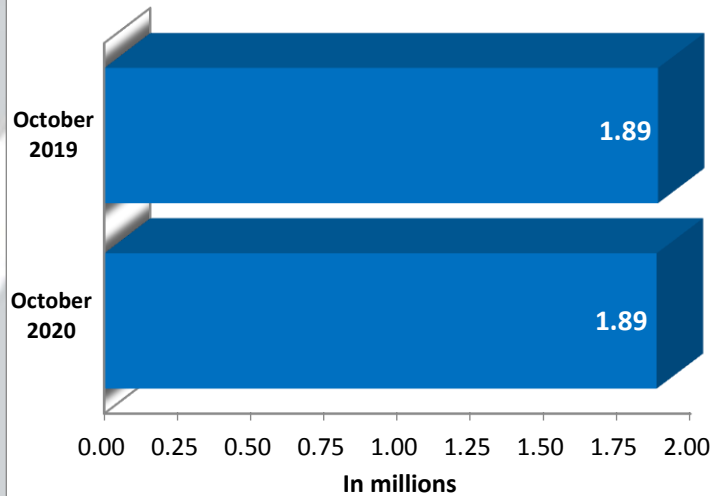
Of the total 2.02 million work force of SOCCSKSARGEN Region in October 2020, around 95.9 percent or 1,899,951 million individuals were employed or at work. It increased from 1,885,416 million employed persons in October 2019, about 0.2 percent lower compared to the October 2020 estimates. At 93.7 percent, employment rate during the period was lower by 2.2 percentage points compared to the 95.9 percent estimated in October 2019.

**Fig. 4 Employment Rate, Region XII:
October 2019 & October 2020**



Source: Philippine Statistics Authority

**Fig. 5 Total Employed Persons, Region XII:
October 2019 & October 2020**



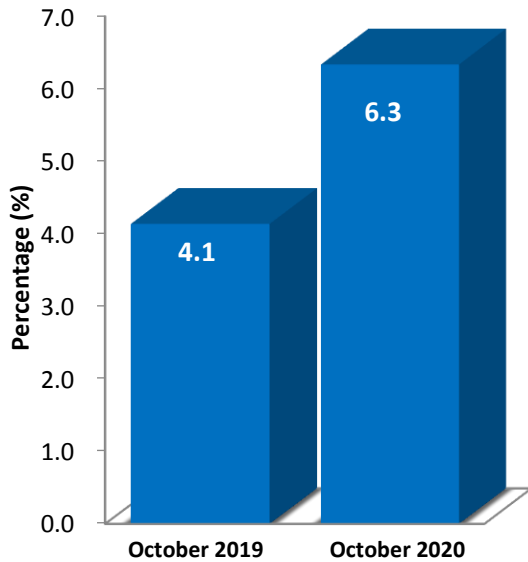
Source: Philippine Statistics Authority

Unemployed Persons

The unemployed persons or persons who were without work, seeking for work and/or currently available for work during this period was estimated at 127.88 thousand, up by 56.7 percent from October 2019. This translated to an unemployment rate of 6.3 percent in October 2020 from 4.1 percent same period in 2019.

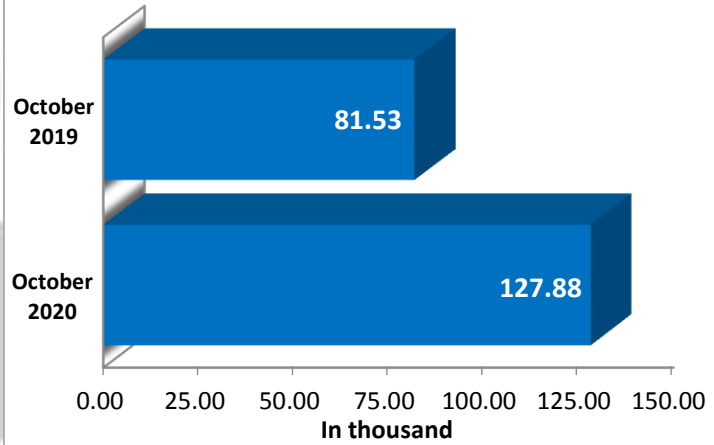


**Fig. 6 Unemployment Rate, Region XII:
October 2019 & October 2020**



Source: Philippine Statistics Authority

**Fig. 7 Total Unemployed Persons, Region XII:
October 2019 & October 2020**

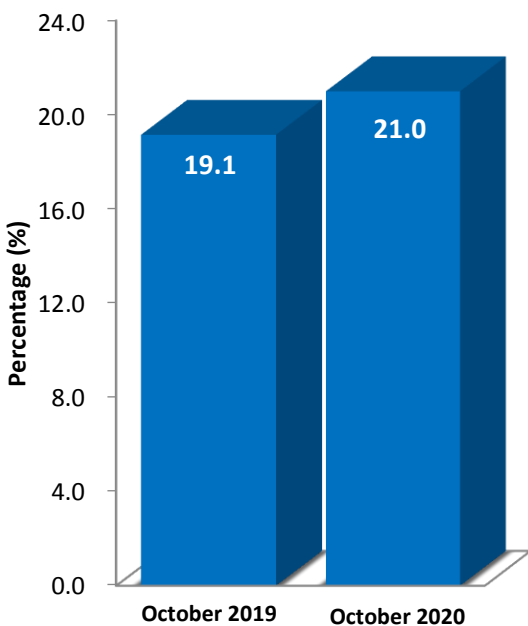


Source: Philippine Statistics Authority

Underemployed Persons

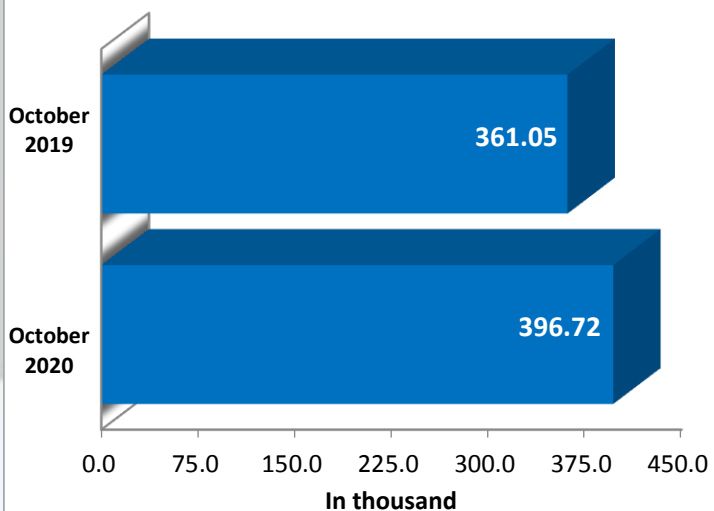
Underemployment rate was estimated at 21.0 percent, about 1.8 percentage points higher than the 19.1 percent recorded in October 2019. In October 2020, there were 35.67 thousand underemployed persons added to the 361.05 thousand recorded in October 2019. Underemployed persons are employed persons who express desire to have additional hours of work in their present job, or an additional job, or to have a new job with longer working hours.

**Fig. 8 Underemployment Rate, Region XII:
October 2019 & October 2020**



Source: Philippine Statistics Authority

**Fig. 9 Total Underemployed Persons, Region XII:
October 2019 & October 2020**



Source: Philippine Statistics Authority





Notes:

- Details may not add up due to rounding.
- Based on the final results of the 2019 and 2020 October Round Labor Force Survey (LFS).

Definition of Terms

Labor Force Participation Rate (LFPR) - refers to persons 15 years old and over who are either employed or unemployed.

Population 15 Years Old and Over - refers to number of population 15 years old and over excluding overseas workers.

Employed - Employed persons include all those who, during the reference period are 15 years old and over as of their last birthday and are reported either at work or with a job but not at work.

Underemployed – Underemployed persons include all employed persons who express the desire to have additional hours of work in their present job, or an additional job, or to have a new job with longer working hours.

Unemployed - Unemployed persons include all those who, during the reference period, are 15 years old and over as of their last birthday and reported as: a) Without work, b) Currently available for work, and c) Seeking work.

Approved for Release:

ATTY. MAQAHAR L. MANULON, CESO V
Regional Director, PSA-RSSO XII

For inquiries, please contact:

MA. EILEEN A. BERDEPRADO/MUJAHID J. JAJI
Statistical Operations and Coordination Division (SOCD), PSA – RSSO XII
Telephone Number (064) 557-2416 / (064) 421-2827

