

SPECIAL RELEASE

VOLUME AND VALUE OF IMPORTED AND EXPORTED GOODS, SOCCSKSARGEN REGION: FEBRUARY 2021

Date of Release: **01 December 2021**
Reference No. **R12-SR2021-048**

Merchandise Trade

Export products of SOCCSKSARGEN Region decreased by 0.4 percent from US\$87,484,986.00 in February 2020 to US\$87,167,715.00 in February 2021. The total volume of export commodities increased from 69,052,672 kilograms in 2020 to 78,180,132 kilograms in the same month of 2021.

Import sales, at US\$61,848,643.00 increased by 57.7 percent from US\$39,219,506.00 in February 2020. Import goods reached 156,531,511 kilograms from 141,349,769 in the same month of 2020.

Table 1: Volume and Value of Imported and Exported Goods,
SOCCSKSARGEN Region: February 2020 and 2021

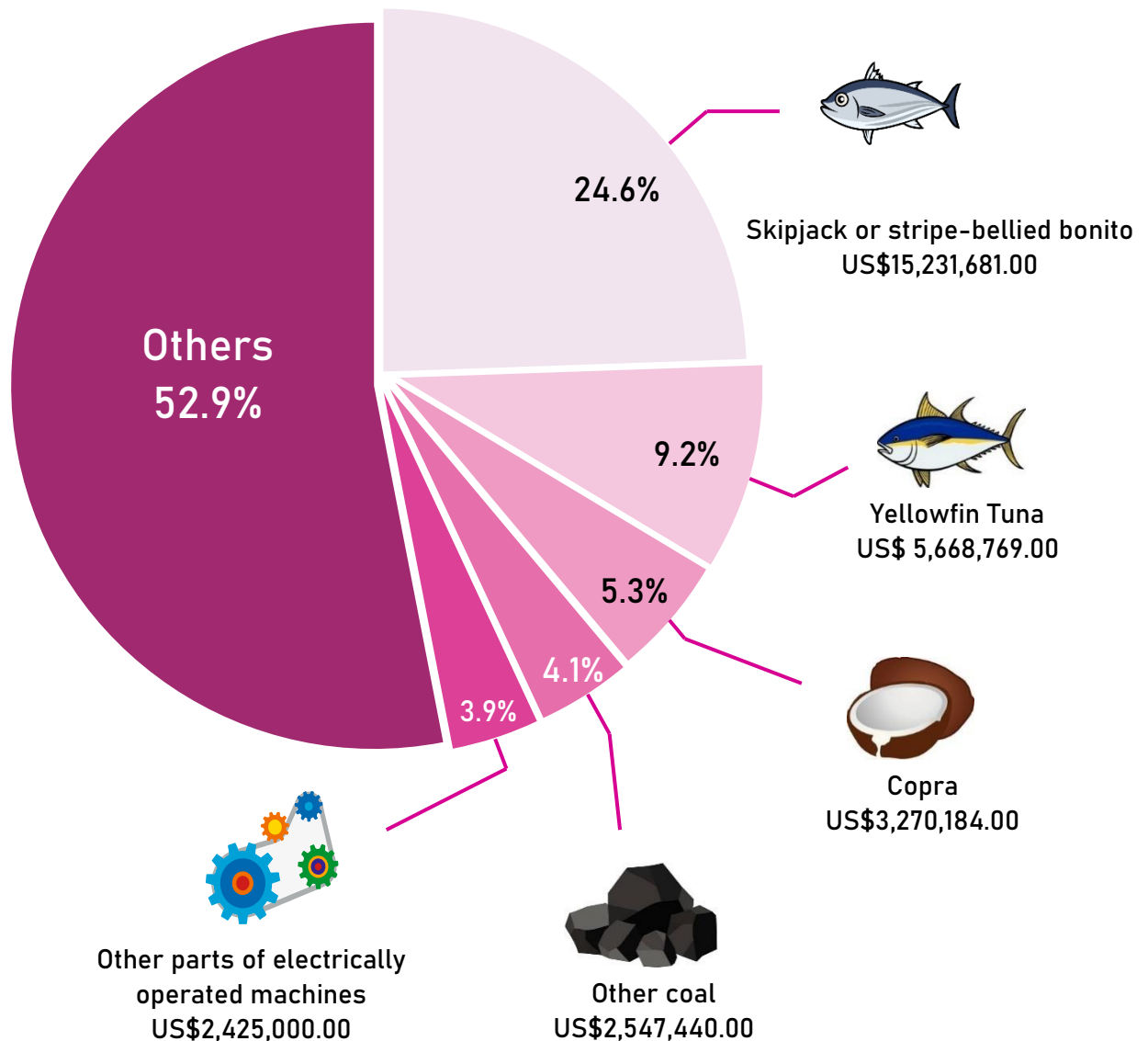
	Imports		Exports	
	February 2021	February 2020	February 2021	February 2020
Free-on-Board (FOB) Value (in USD)	61,848,643.00	39,219,506.00	87,167,715.00	87,484,986.00
Year-on-year Growth Rate	57.7		-0.4	
Volume (in kilograms)	156,531,511	141,349,769	78,180,132	69,052,672
Year-on-year Growth Rate	10.7		13.2	

Source: Philippine Statistics Authority

Import Goods

In terms of Free-on-Board (FOB) value, the *Skipjack or striped bellied bonito* has the highest share at 24.6 percent among the import commodities at US\$15,231,681.00. Followed by *Yellowfin Tuna* at US\$5,668,769.00 (9.2%), *Copra* at US\$3,270,184.00 (5.3%), *Other Coal* at US\$2,547,440.00 (4.1%), and *Other Parts of Electrically Operated Machines* at US\$2,425,000.00 (3.9%).

Figure 1: Distribution of Top Five (5) Imported Commodities Based on FOB Value, SOCCSKSARGEN Region: February 2021



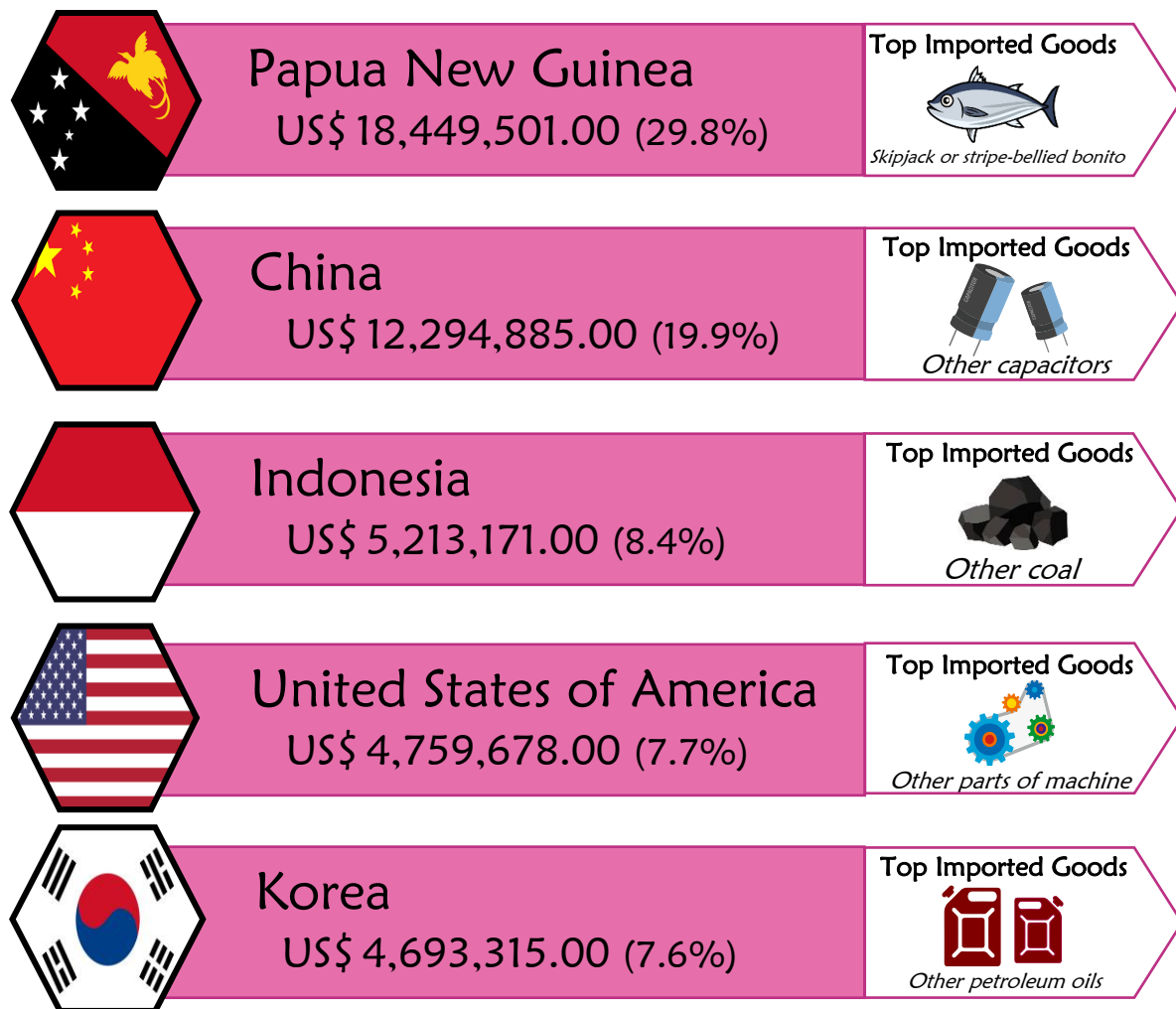
Source: Philippine Statistics Authority

Imports by Country of Origin

Papua New Guinea was the region's biggest import supplier amounting to US\$18,449,501.00 accounting for 29.8 percent of the total imports. It was followed by China at US\$12,294,885.00 (19.9%), Indonesia at US\$5,213,171.00 (8.4%), United States of America US\$4,759,678.00 (7.7%), and Korea at US\$ 4,693,315.00 (7.6%).

Skipjack or striped-bellied bonito was the top import goods from Papua New Guinea in terms of FOB value. From China, other variable or adjustable (pre-set) capacitors; Indonesia, *other coal*; United States of America, *other parts of electrically operated machines*; and Korea, *unblended petroleum oils and oils obtained from bituminous minerals other than crude* (Figure 2).

Figure 2: Top Five (5) Source Countries for SOCCSKSARGEN Region's Imports, Based on FOB Value: February 2021

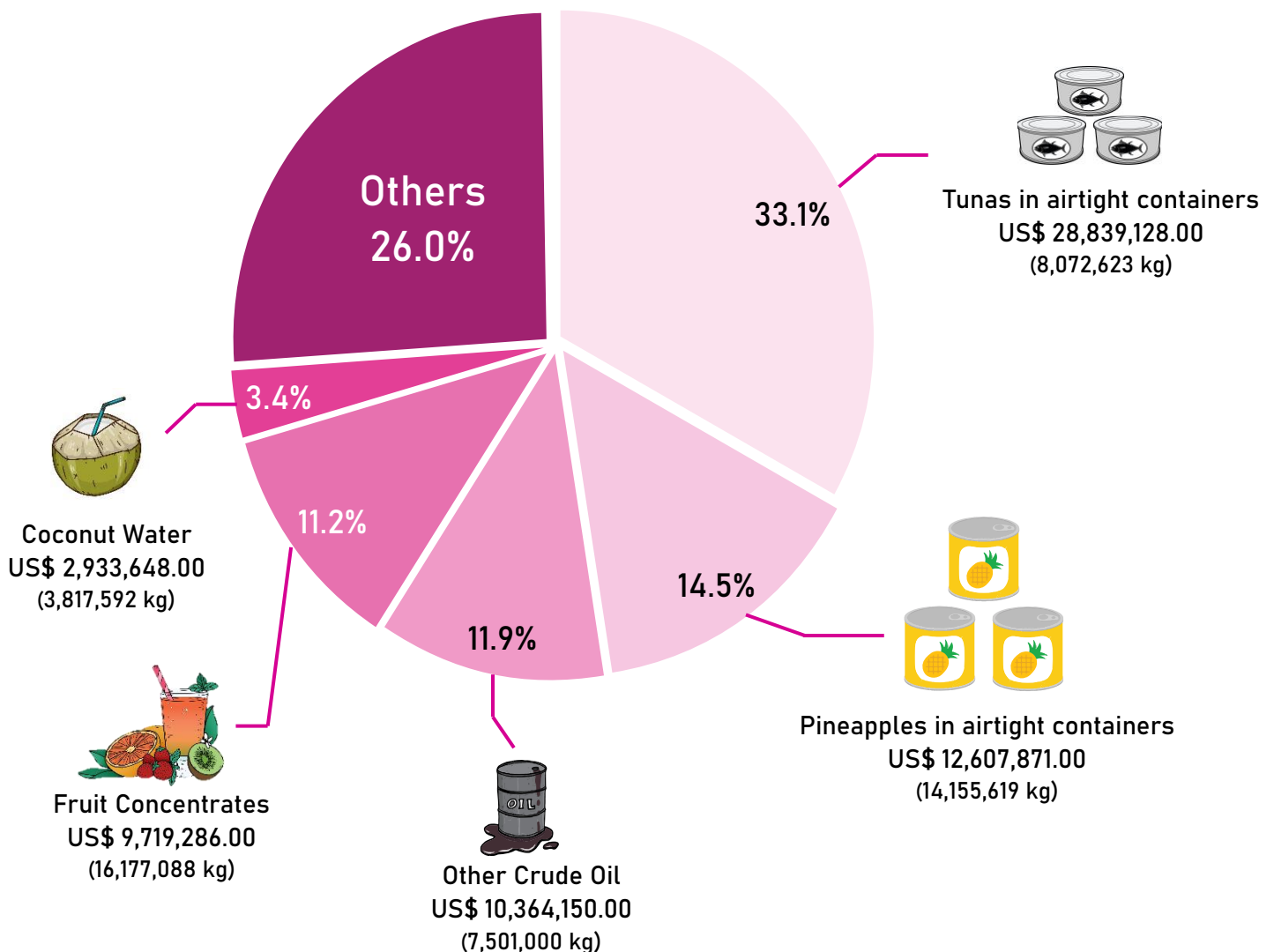


Source: Philippine Statistics Authority

Export Goods

The top 5 export commodities in terms of FOB value are *Tunas in air tight container*, *Pineapples in airtight containers*, *Other Crude Oil*, *Fruit Concentrates*, and *Coconut Water*. Exports of *Tuna* amounted to US\$28,839,128.00 (33.1%), followed by Pineapples in airtight containers, US\$12,607,871.00 (14.5%); Other Crude Oil, US\$10,364,150.00 (11.9%); Fruit Concentrates, US\$9,719,286.00 (11.2%); and Coconut Water, US\$2,933,648.00 (3.4%) (Figure 3).

Figure 3: Distribution of Top Five (5) Exported Commodities Based on FOB Value
SOCCSKSARGEN Region: February 2021



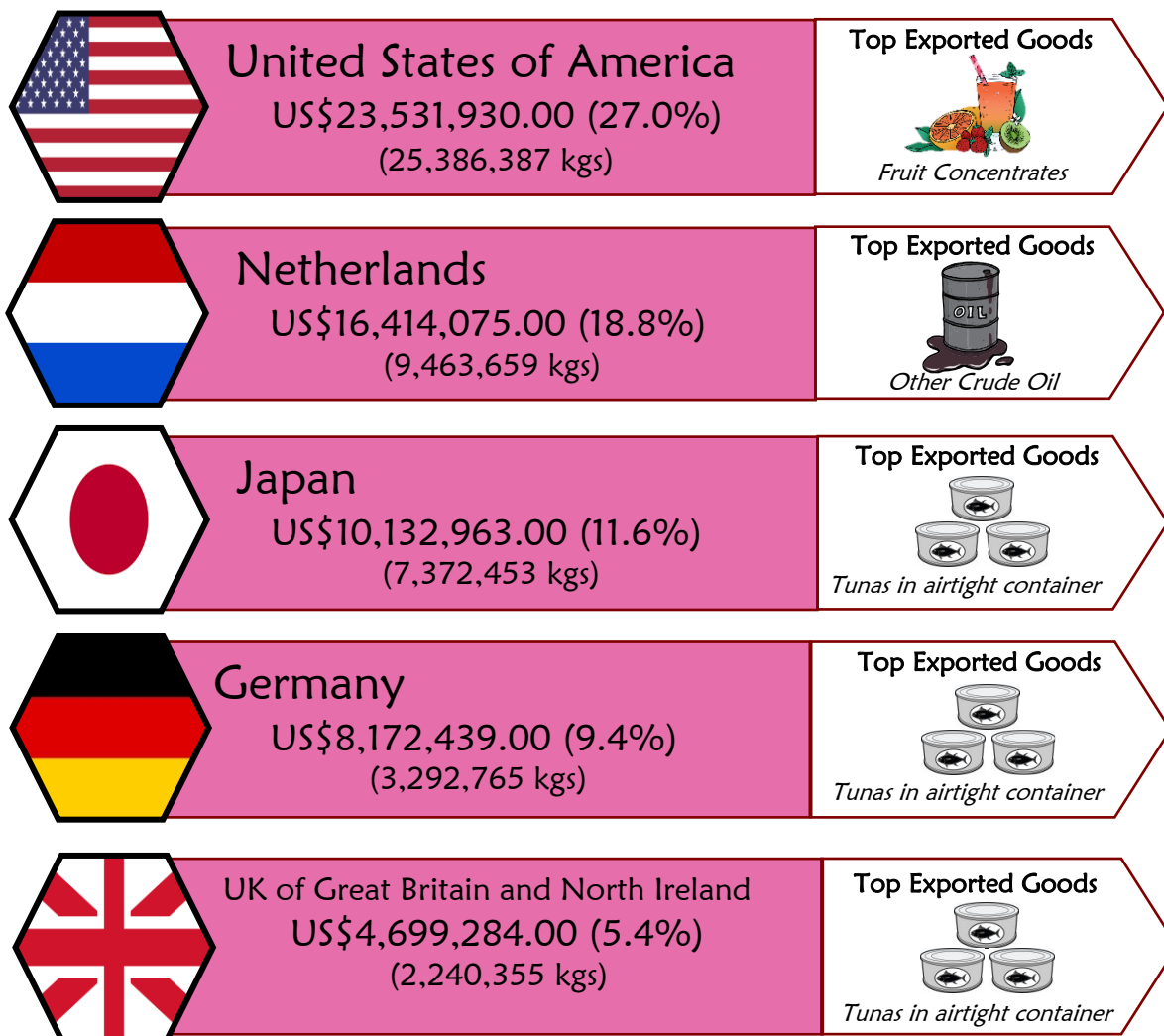
Source: Philippine Statistics Authority

Exports by Country of Destination

United States of America was the region's top destination of export commodities at US\$23,531,930.00 with a share of 27.0% weighing 25,386,387 kilograms followed by Netherlands at US\$16,414,075.00 (18.8%); Japan at US\$10,132,963.00 (11.6%); Germany at US\$8,172,439.00 (9.4%); and UK of Great Britain and North Ireland at US\$4,699,284.00 (5.4%).

The top commodities exported to the USA include Fruit Juices (other concentrates); in Netherlands, Other Crude Oil. Tunas in airtight container were the top exported goods in Japan, Germany, and UK of Great Britain and North Ireland.

Figure 4: Top Five (5) Destination Countries for SOCCSKSARGEN Region's Exports Based on FOB Value
February 2021



Source: Philippine Statistics Authority



Republic of the Philippines
Philippine Statistics Authority

SOCCSKSARGEN REGION

Approved for Release:

ATTY. MAQTAHAR L. MANULON, CESO V
Regional Director

For inquiries, please contact:

MA. EILEEN A. BERDEPRADO/NORJAHNA M. HADJINOR
Statistical Operations and Coordination Division, PSA-RSSO XII
Telephone Number (083) 825-2830



JYSL Bldg., Balmores St., Zone II, Koronadal City, South Cot.
Telefax: (083) 554-7249, Telephone: (083) 825-2830
E-mail: psadose@gmail.com
<https://rso12.psa.gov.ph>