



SPECIAL RELEASE

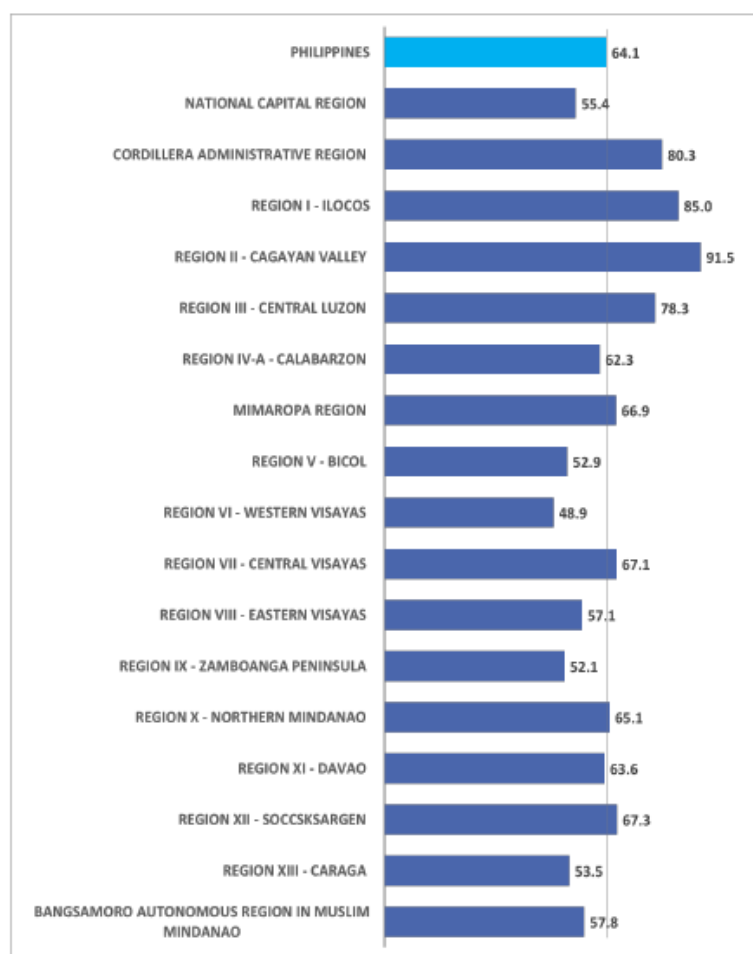
90.1% of Families in SOCCSKSARGEN Region had Electricity in their Homes in 2019

Date of Release: **02 December 2021**

Reference No. **R12-SR2021-049**

In 2019, about 64.1 percent of families in the country owned the house and lot they occupied. Among the 17 regions in the country, eight (8) regions had proportion of families who had owner-like possession of house and lot they occupied higher than the national average. These are Region II (91.5%), Region I (85.0%), CAR (80.3%), Region III (78.3%), Region XII (67.3%), Region VII (67.1%), MIMAROPA (66.9%), and Region X (65.1%).

Figure 1. Families who Own or Has Owner-like Possession of House and Lot as Tenure Status by Region, Philippines 2019 APIS



Source: Philippine Statistics Authority, 2019 Annual Poverty Indicators Survey (APIS)



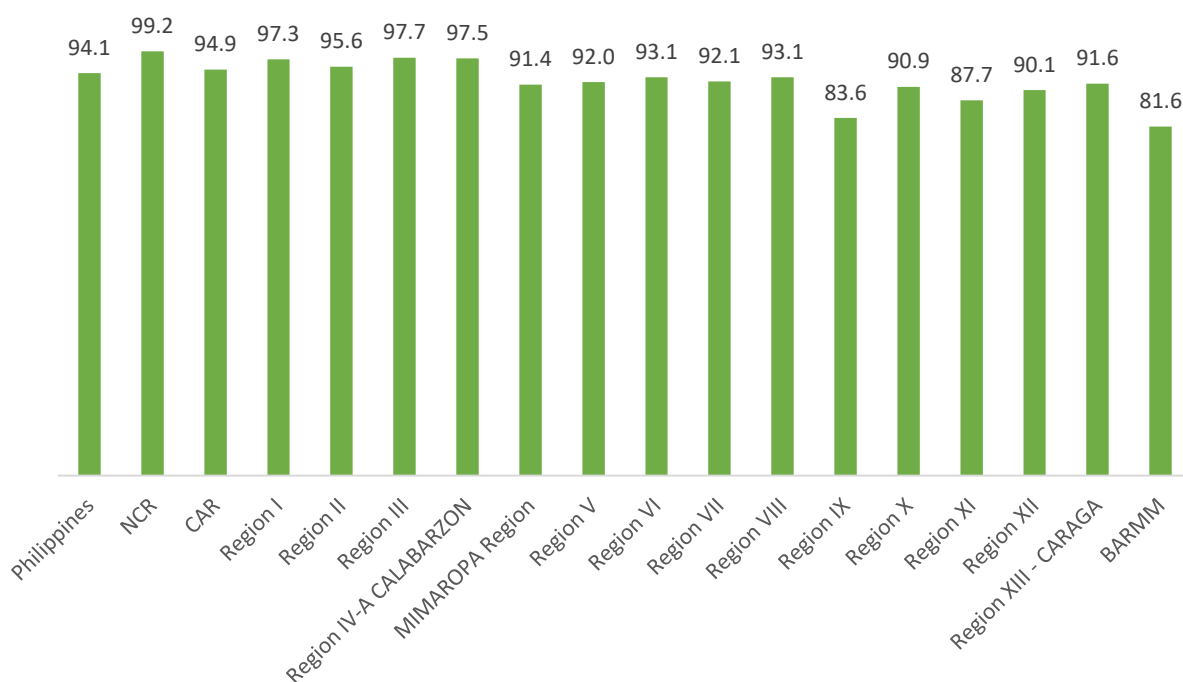
Management System
ISO 9001:2015
Cert. Reg. No.
01 100 1734754/18
www.tuv.com
ID 9108640991





Republic of the Philippines
Philippine Statistics Authority
SOCCSKSARGEN REGION

Figure 2. Proportion of Families with Electricity in House/Building They Reside in, Philippines 2019 APIS



Source: Philippine Statistics Authority, 2019 Annual Poverty Indicators Survey (APIS)

About 94.1 percent of families in the country had electricity in their homes. At 99.2 percent, the National Capital Region (NCR) had the highest proportion of families with electricity in their homes in 2019. This was followed by families living in Region III (97.7%) and in CALABARZON (97.5%). SOCCSKSARGEN Region ranked 14th among the regions in terms of proportion of families with electricity in their residence.

On the other hand, BARMM had the lowest proportion of families with electricity at home at 81.6 percent.

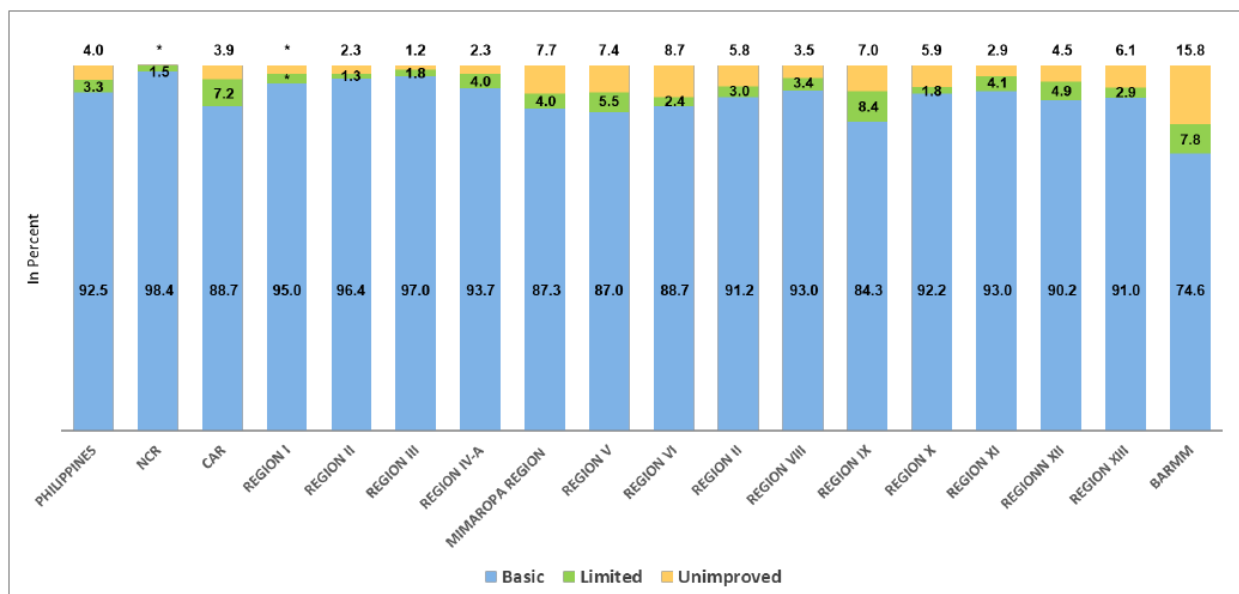


Management System
ISO 9001:2015
Cert. Reg. No.
01 100 1734754/18
www.tuv.com
ID 9108640991



2/F JYSL Building, Balmores St., Zone II, Koronadal City 9506
Telephone: (083) 554-7249
E-mail: psadose@gmail.com
<https://rss012.psa.gov.ph>

Figure 3. Percent Distribution of Families by Service Level of Drinking Water by Region, Philippines 2019 APIS



Note: An asterisk (*) indicates that a figure is based on fewer than 25 unweighted cases and has been suppressed.
Source: Philippine Statistics Authority, 2019 Annual Poverty Indicators Survey (APIS)

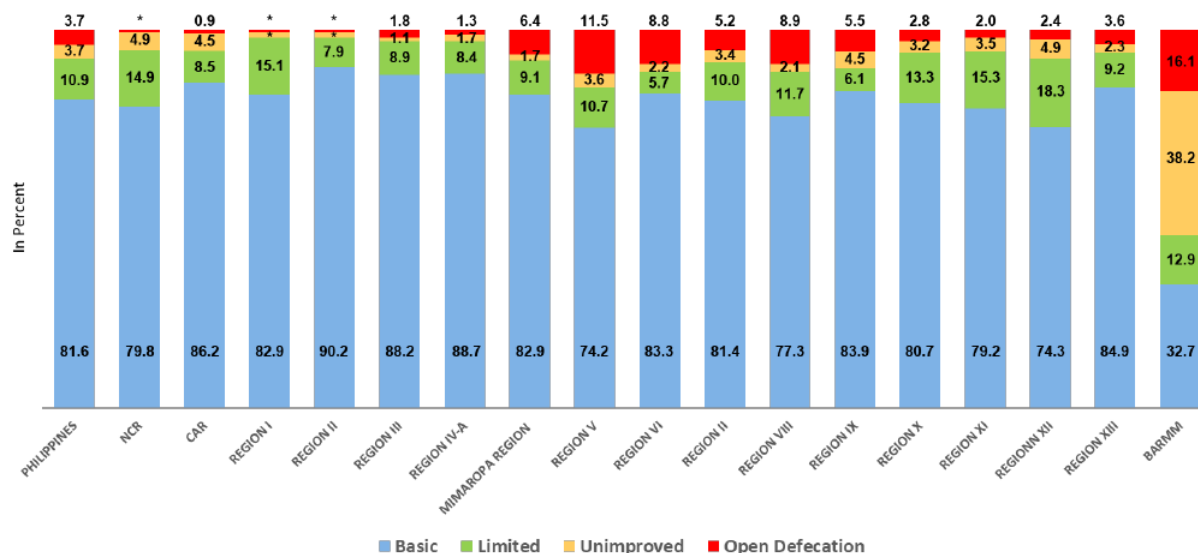
About 92.5 percent of families in the country had at least the basic service level of drinking water. Among the regions, NCR recorded the highest proportion of families with access to basic drinking water services at 98.4 percent. This was followed by Region III (97.0%) and Region II (96.4%).

SOCCSKSARGEN Region ranked 11th at 90.2 percent. Moreover, Regions V (87.0%), IX (84.3%) and BARMM (74.6%) were the top three (3) areas with the lowest proportion of families with access to basic drinking water services in 2019.

Families whose source of drinking water were from an unprotected dug well or unprotected spring topped in BARMM at 15.8 percent.



Figure 4. Percent Distribution of Families by Service Level of Sanitation Facility by Region, Philippines 2019 APIS



Note: An asterisk (*) indicates that a figure is based on fewer than 25 unweighted cases and has been suppressed.

In 2019, about 81.6 percent of families in the country had basic service level of sanitation facilities or the use of improved facilities that are not shared with other households, about 10.9 percent had an improved sanitation facility but shared (shared with two or more households) while 3.7 percent of families were still practicing open defecation or had no toilet facility.

About 74.3 percent of the families in SOCCSKSARGEN Region had basic sanitation facilities; 18.3 percent used improved facilities shared between two or more households; 4.9 percent of families used pit latrines without a slab or platform, hanging latrines or bucket latrines; and 2.4 percent of them had open defecation service level of sanitation facilities.

Among the regions, Region II (90.2%) had the highest percentage of families with basic service level of sanitation. This was followed by Regions IV-A (88.7%) and III (88.2%).

BARMM recorded the highest proportion of families who used unimproved facilities at 38.2 percent and 16.1 percent used open defecation or disposal of human feces in field, forests, bushes, open bodies of water, beaches and other open spaces or with solid waste.

Improved sanitation facilities are those designed to hygienically separate excreta from human contact. These include the following: flush/pour flush to piped sewer systems, septic tanks or pit latrines; ventilated improved pit latrines, composting toilets or pit latrines with slabs.





Republic of the Philippines

Philippine Statistics Authority

SOCCSKSARGEN REGION

Definition of Terms:


FAMILY – Aggregate of persons bound by ties of kinship, who live together under the same roof and eat together or share in common the family food.

PROPORTION OF FAMILIES WITH OWNED OR OWNER-LIKE POSSESSION OF HOUSING UNITS - The ratio of the number of families with housing unit owned or amortized to the total number of families.

PROPORTION OF FAMILIES WITH ELECTRICITY IN THE HOUSE/BUILDING THEY RESIDE IN AND ACCESS TO IMPROVED WATER SUPPLY - The ratio of the number of families who access water from community water system (piped into their dwelling, yard/plot or public tap) and protected wells to the total number of families with electricity in the house they reside in.

PROPORTION OF FAMILIES WITH SANITATION FACILITY – The ratio of the number of families with improved toilet/sanitation facility.

Approved for Release:


ATTY. MAQTAHAR L. MANULON, CESO V
Regional Director, PSA RSSO XII

For inquiries, please contact:

MA. EILEEN A. BERDEPRADO/FATIMA H.S. MOHAMMADSHA
Statistical Operations and Coordination Division, PSA-RSSO XII
Telephone Number (083) 554-7249



Management System
ISO 9001:2015
Cert. Reg. No.
01 100 1734754/18
www.tuv.com
ID 9108640991



2/F JYSL Building, Balmores St., Zone II, Koronadal City 9506
Telephone: (083) 554-7249
E-mail: psadose@gmail.com
<https://rss012.psa.gov.ph>