



# SPECIAL RELEASE

## VOLUME AND VALUE OF IMPORTED AND EXPORTED GOODS, SOCCSKSARGEN REGION: MAY 2021

Date of Release: **03 March 2022**  
Reference No. **R12-SR2022-012**

### Total external trade up

The sum of external trade in goods in SOCCSKSARGEN Region amounted to US\$147.510 million in May 2021, a decrease of 11.1 from US\$ 166.569 million in May 2020. (Table 1).

### Trade balance decrease

*Balance of trade in goods* (BoT-G) is the difference between the value of exports and imports. The (BoT-G) on May 2021 amounted to US\$33.224 million, about 9.3 percent less than the US\$ 36.639 million the previous year (Table 1).

### Merchandise Trade

SOCCSKSARGEN Region's exports decreased by 11.1 percent to US\$90.367 million in May 2021 from US\$101.604 million in May 2021. The total volume of exports dropped to 59.070 million kilograms in 2021 from 64.965 million kilograms in May 2020. Import cost in May 2021 went down by 12.0 percent to US\$57.143 million from US\$64.965 million in May 2020. Import volume reached to 161.615 million kilograms in May 2021 down from 221.635 million kilograms of the same month, 2020 (Table 1).

*Table 1 Summary of External Trade Performance,  
SOCCSKSARGEN Region: May 2020 vs May 2021*

	May 2021	May 2020	Growth Rate (%)
<b>Exports (FOB Value, USD)</b>	90,367,487	101,604,441	-11.1
<b>Imports (FOB Value, USD)</b>	57,142,819	64,965,119	-12.0
<b>Exports (Volume, kgs)</b>	59,069,564	70,314,688	-16.0
<b>Imports (Volume, kgs)</b>	161,615,328	221,634,561	-27.1
<b>Total External Trade (FOB Value, USD)</b>	147,510,306	166,569,560	-11.4
<b>Balance in trade in Goods (BoT-G)</b>	33,224,668	36,639,322	-9.3

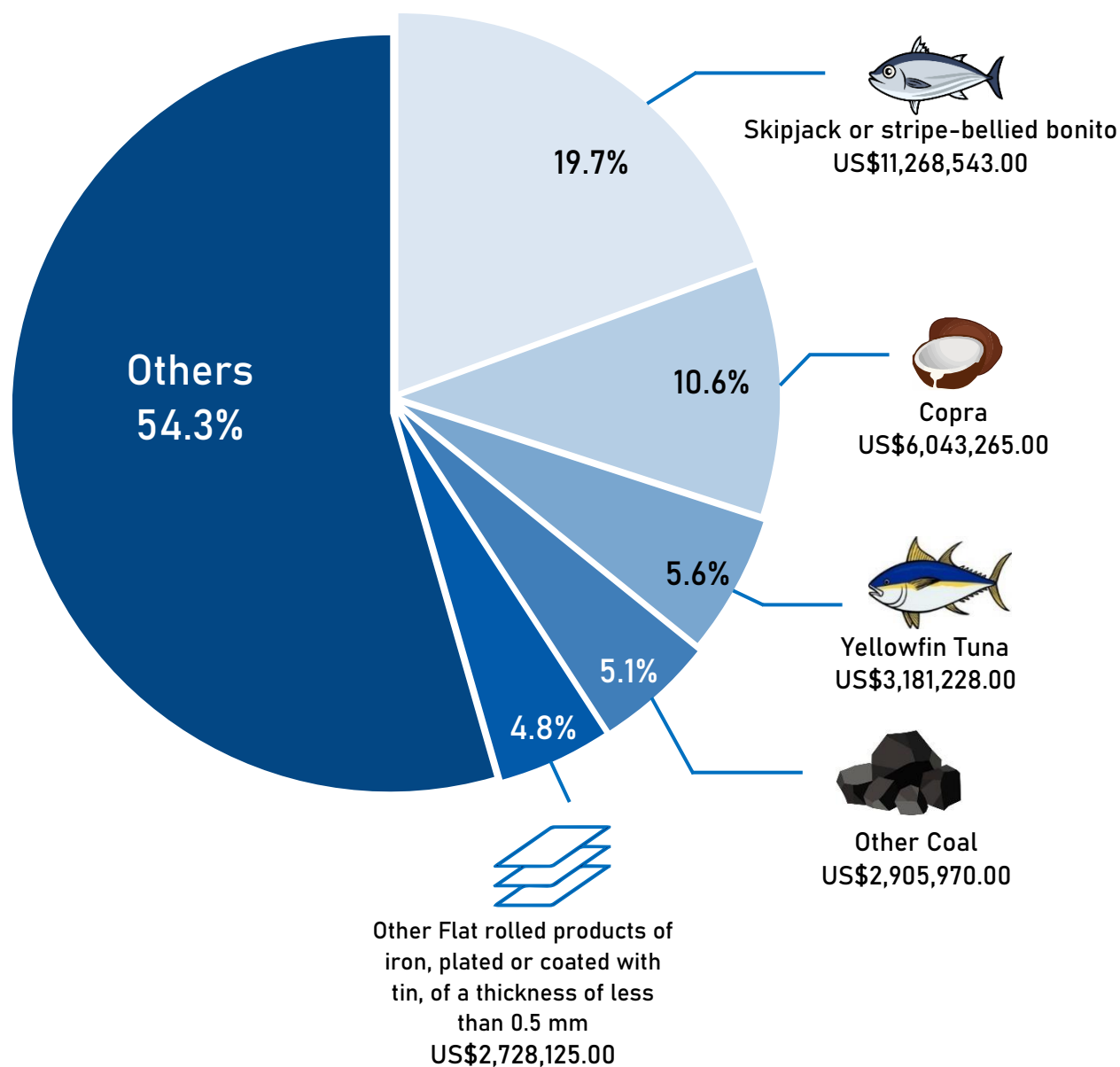
Source: Philippine Statistics Authority



**Skipjack was the top import commodity**

The top import commodity in May 2021 was *Skipjack or striped bellied bonito* which amounted to US\$11.268 million accounting for 19.7 percent of the total value of imports of the region. It was followed by *Copra* at US\$6.043 million (10.6%); *Yellowfin Tuna* at US\$3.181 million (5.6%); *Other Coal* at US\$2.905 million (5.1%); and *Other plated or coated with tine of a thickness of less than 0.5 mm* at US\$2.728 million (4.8%). (Figure 1).

Figure 1: Distribution of Top Five (5) Imported Commodities Based on FOB Value, SOCCSKSARGEN Region: May 2021




Source: Philippine Statistics Authority

## Papua New Guinea was the largest source of import goods

Papua New Guinea was the region's largest import source in May 2021 at US\$12.080 million accounting for 21.1 percent of the total imports of the region. It was followed by China at US\$6.367 million with 11.1 percent; Vietnam at US\$5.816 million (10.2%); Korea at US\$5.747 million (10.1%); and Indonesia at US\$4.703 million (8.2%).

The leading imports from Papua New Guinea in terms of FOB was *Skipjack or striped-bellied bonito*. Gas oils in China; *Other, not more than 5% broken Semi-milled or wholly milled rice* in Vietnam; *Flat rolled products of iron, plated or coated with chromium oxides or with chromium oxides* in Korea; and *Other Coal* in Indonesia (Figure 2).

Figure 2: Top Five (5) Source Countries for SOCCSKSARGEN Region's Imports, Based on FOB Value: May 2021

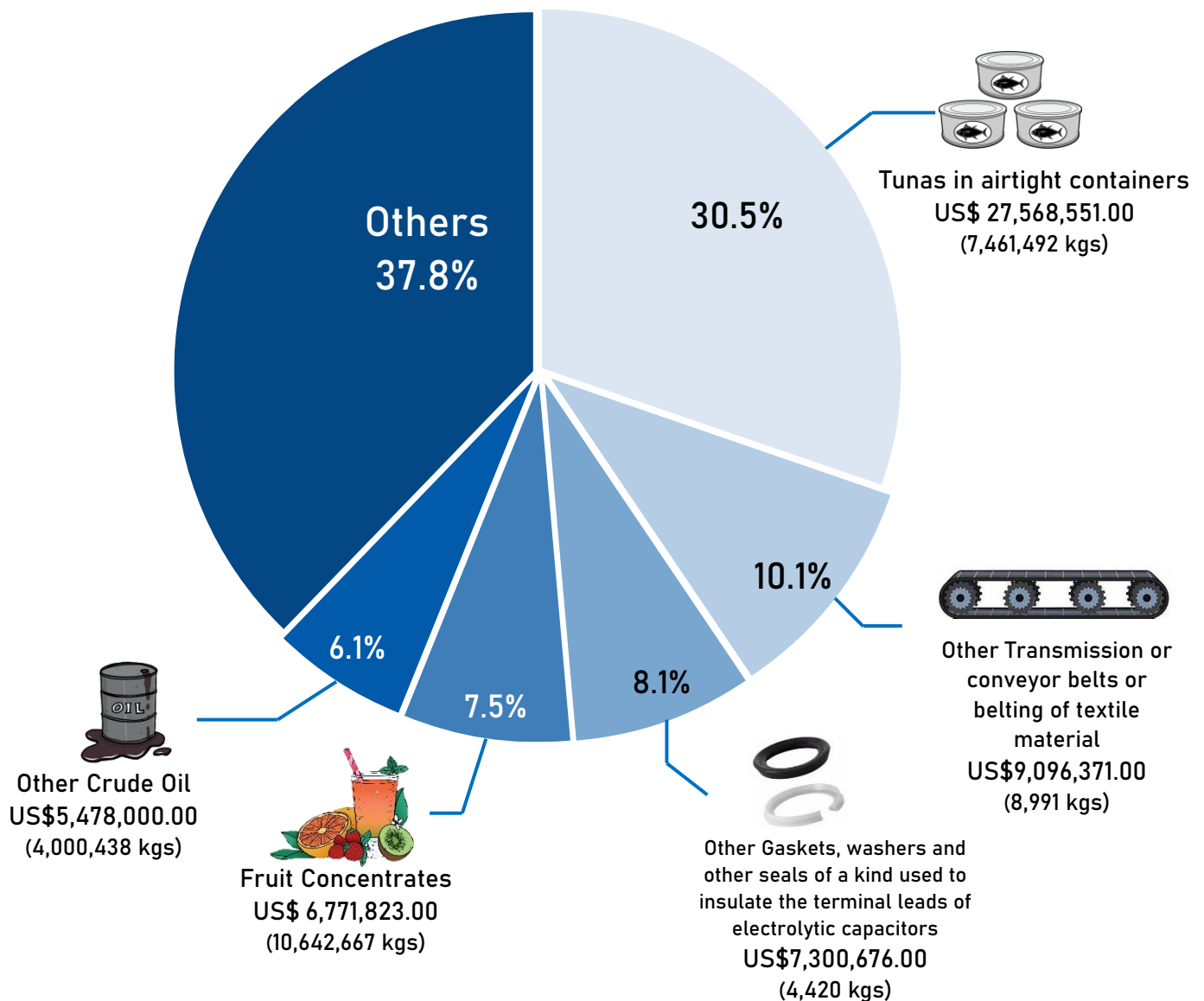


Source: Philippine Statistics Authority

### Tuna in airtight containers were the top export goods

The top five export goods in terms of FOB Value were Tunas in airtight containers; other transmission or conveyor belts or belting of textile material; other gaskets, washers and other seals of a kind used to insulate the terminal leads of electrolytic capacitors; Fruit Concentrates, and Other Crude Oil. Tuna exports were valued at US\$27.569 million (30.5%), other transmission or conveyor belts or belting of textile material at US\$9.096 million (10.1%), other gaskets, washers and other seals at US\$7.301 million (8.1%), Fruit Concentrates at US\$6.772 million (7.5%), and Other Crude Oil at US\$5.478 million (6.1%).

Figure 3: Distribution of Top Five (5) Exported Commodities Based on FOB Value  
SOCCSKSARGEN Region: May 2021




Source: Philippine Statistics Authority

### Sierra Leone was the top export commodity destination

The region's top export destination was the Sierra Leone with US\$21.280 million, a share of 23.5 percent. It was followed by United States of America with US\$16.775 million (18.6%), Japan at US\$12.927 million (14.3%), Malaysia at US\$7.003 million (7.7%), and Germany at US\$6.466 million (7.2%).

The top export goods to the Sierra Leone were other transmission or conveyor belts or belting of textile material, in the United States were Fruit Concentrates while Other Crude Oil in Malaysia. Tuna in airtight containers were the top export goods in Japan and Germany.

Figure 4: Top Five (5) Destination Countries for SOCCSKSARGEN Region's Exports Based on FOB Value  
May 2021



Source: Philippine Statistics Authority



REPUBLIC OF THE PHILIPPINES  
**PHILIPPINE STATISTICS AUTHORITY**  
**SOCCKSARGEN REGION**

---

Approved for Release:

  
**ATTY. MAQTAHAR L. MANULON, CESO V**  
Regional Director

For inquiries, please contact:

**MA. EILEEN A. BERDEPRADO/NORJAHNA M. HADJINOR**  
Statistical Operations and Coordination Division, PSA-RSSO XII  
Telephone Number (083) 825-2830



JYSL Annex Bldg., Balmores St., Zone II, Koronadal City, South Cot.  
Telefax: (083) 554-7249, Telephone: (083) 825-2830  
E-mail: [psadose@gmail.com](mailto:psadose@gmail.com)  
<https://rss012.psa.gov.ph>