



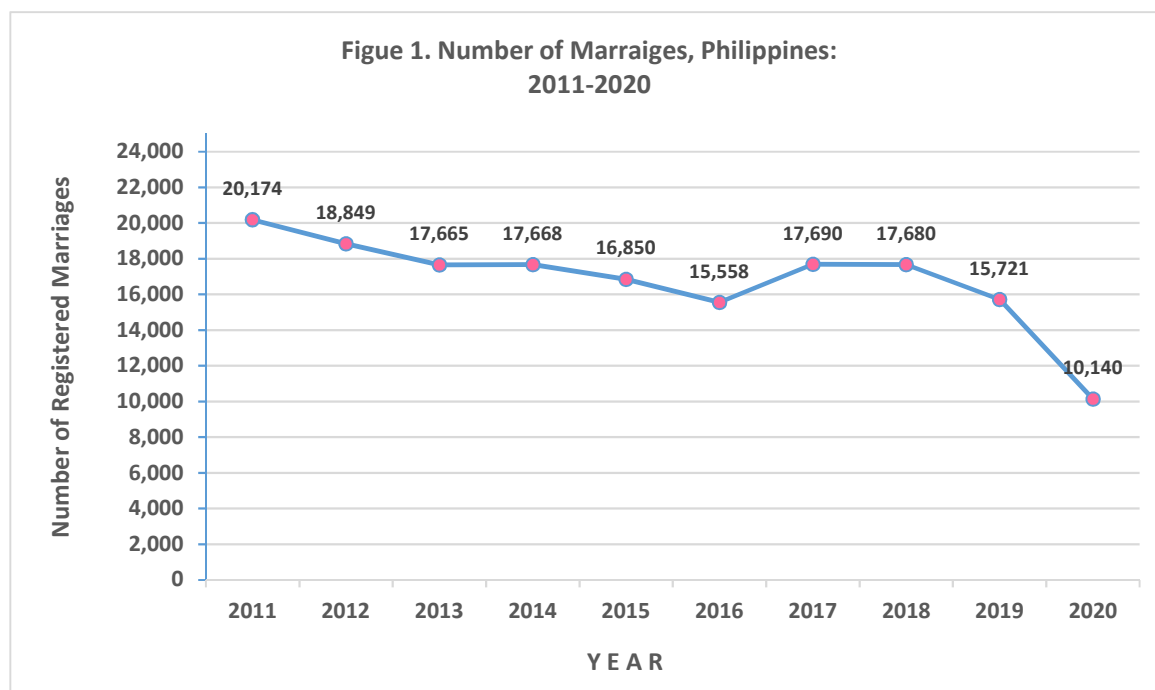
# SPECIAL RELEASE

## MARRIAGE STATISTICS OF SOCCSKSARGEN REGION 2019 AND 2020

Date of Release: 19 April 2022  
Reference No. R12-SR2022-013

### SOCCSKSARGEN Region Registered Marriages Decreased by 35.50 Percent

In 2020, the total number of marriages recorded in SOCCSKSARGEN Region was 10,140 a decrease of 35.50 percent from 15,721 marriages in 2019. The registered number of marriages showed an erratic trend from 2011 to 2020, with noticeable varying figures from 2012 to 2016 and low registered marriages that occurred in 2020 (see Figure 1 and Table 1).



Source: Philippine Statistics Authority, Civil Registration Service, Vital Statistics Division





REPUBLIC OF THE PHILIPPINES

**PHILIPPINE STATISTICS AUTHORITY**  
**SOCCKSARGEN REGION**

The biggest decrease was noted in Sultan Kudarat Province from 2,548 to 1,241 marriages (50.27percent), followed by Sarangani and South Cotabato Province with 1,241 and 4,193 registered marriages or about 32.33 and 32.11 percent decreased, respectively.

Moreover, the recorded marriages in Cotabato Province decreased by 29.82 percent and Cotabato City recorded 146 marriages for the year 2020 (see *table 1*).

Table 1. Number of Registered Marriages, by Place of occurrence of SOCCSKSARGEN Region: 2019-2020

REGION/PROVINCE/CITY	TOTAL REGISTERED MARRIAGES		Percentage Increase / Decrease
	2019	2020	
<b>REGION XII (SOCCSKSARGEN)</b>	<b>15,721</b>	<b>10,140</b>	<b>-35.50</b>
Cotabato	4,692	3,293	-29.82
Sarangani	1,834	1,241	-32.33
Sultan Kudarat	2,548	1,267	-50.27
South Cotabato (incl. GSC)	6,176	4,193	-32.11
Cotabato City	471	146	-69.00

Source: Philippine Statistics Authority, Civil Registration Service, Vital Statistics Division

## South Cotabato Province Registered Highest Number of Marriages in 2020

In 2020, South Cotabato Province recorded the highest number of registered marriages, which accounted for 41.35 percent of the total marriages. It was followed by Cotabato Province (32.48%) and Sultan Kudarat ( 12.50%).

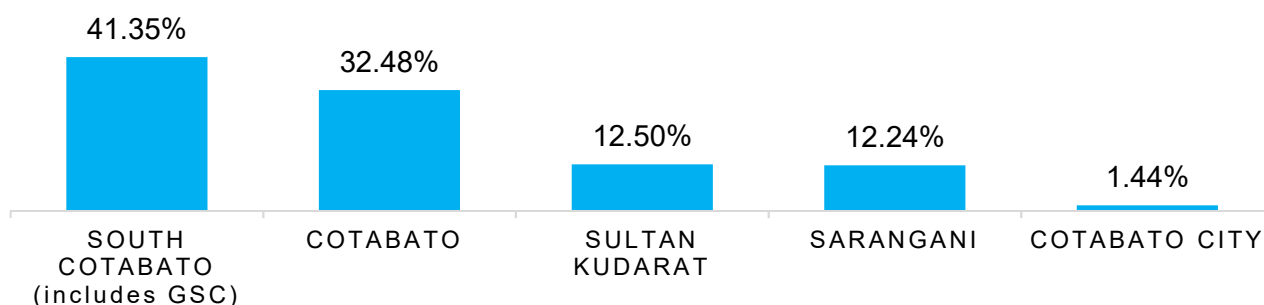
Furthermore, Sarangani and Cotabato City had the least registered marriages with 12.24 & 1.44 percentage shares of the total registered marriages (see *Figure 2 and Table 1*).



2<sup>nd</sup> Floor, JYSL Annex Building, Balmores Street, Brgy. Zone II,  
City of Koronadal, South Cotabato 9506  
Telefax: (083)-554-7249; (083)-825-2830  
E-mail: psadose@gmail.com  
<https://rso12.psa.gov.ph>



Figure 2. Number and Percentage Distribution of Registered Marriages by Place of Occurrence, by Province, SOCCSKSARGEN: 2020



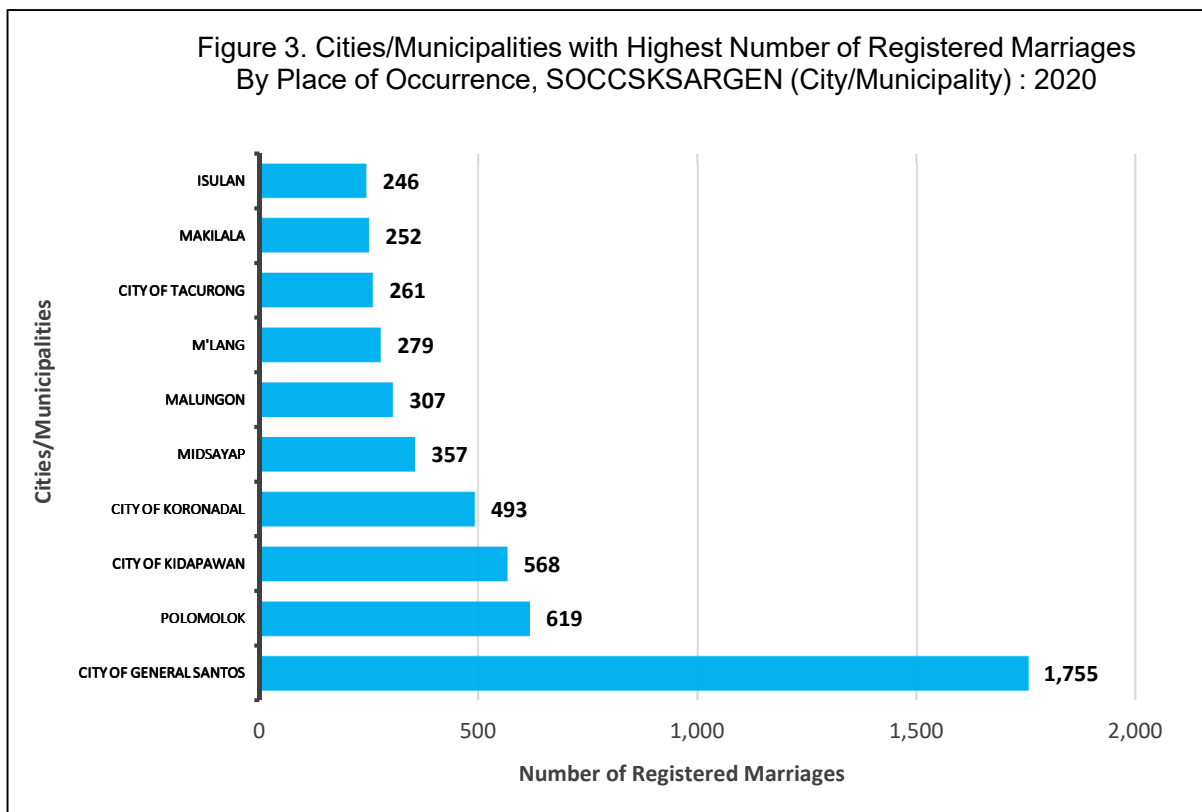
Source: Philippine Statistics Authority, Civil Registration Service, Vital Statistics Division

### Top Ten Cities/Municipalities with the Highest Number of Marriage registrations

In 2020, the top three Cities/Municipalities with the highest number of registered marriages in the region were General Santos City, Polomolok, and Kidapawan. General Santos City had the highest contributed percentage share (17.31 %) to the regional total of registered marriages (see figure 2).

The City of Koronadal recorded 493 marriages or a share of 4.86 percent; Midsayap with 357 or about 3.52 percent; Malungon with 307 or about 3.03 percent; M'lang with 279 or about 2.75 percent; The City of Tacurong with 261 or about 2.57 percent; Makilala with 252 or about 2.49 percent, ranked 10<sup>th</sup> was Isulan with 246 or about 2.43 percent registered marriages (Figure 3).





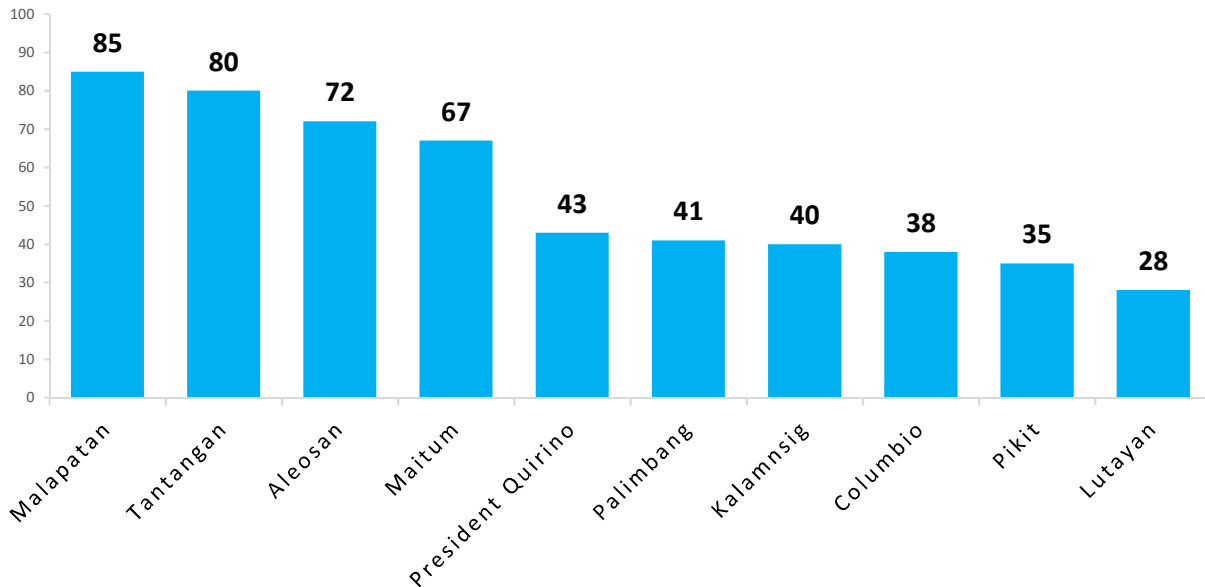
Source: Philippine Statistics Authority, Civil Registration Service, Vital Statistics Division

### Top Ten Municipalities with the Least Number of Marriage Registrations in 2020

The municipality of Lutayan has the least number of registered marriages in 2020 with 28 or 0.28 percent of total registered marriages in the region. Followed by Pikit with 35 registered marriages or 0.35 percent; Columbio and Kalamansig recorded 38 & 40 marriages or 0.37 & 0.40 percent, respectively;

The remaining top six municipalities namely, Malapatan, Tantangan, Aleosan, Maitum, President Quirino, and Palimbang recorded 85, 80, 72, 67, 43, and 41 registered marriages, respectively (*Figure 4*).

Figure 4. Cities/Municipalities with Least Number of Registered Marriages by Place of Occurrence, SOCCSKSARGEN (City/Municipality): 2020



Source: Philippine Statistics Authority, Civil Registration Service, Vital Statistics Division

### ***Most couples married in December***

In 2020, most registered marriages occurred in December at 2,043 or 20.1 percent of the total marriages in the Region. It was followed by February (15.00% share), January (13.9%), and November (8.3%). On the other hand, the month of April was the least liked month for marriage, recording the lowest at 0.4%. (See Tables 2 & 3.)

Table 2. Number of Registered Marriages by Month by Place of Occurrence, SOCCSKSARGEN: 2020

Place of Occurrence (Region, Province, City/Municipality)	Month of Occurrence												
	Total	Jan	Feb	Mar	Apr	May	Jun	Jul	Aug	Sep	Oct	Nov	Dec
<b>REGION XII (SOCCSKSARGEN)</b>	<b>10,140</b>	<b>1,411</b>	<b>1,523</b>	<b>519</b>	<b>39</b>	<b>218</b>	<b>603</b>	<b>679</b>	<b>797</b>	<b>659</b>	<b>804</b>	<b>845</b>	<b>2,043</b>
COTABATO	3,293	413	441	142	9	60	194	222	275	261	321	308	647
SARANGANI	1,241	186	345	69	8	31	57	64	79	62	76	122	142
SULTAN KUDARAT	1,267	173	194	52	9	30	89	81	73	98	93	76	299
SOUTH COTABATO	4,193	617	532	248	13	94	253	294	353	230	302	330	927
COTABATO CITY	146	22	11	8	-	3	10	18	17	8	12	9	28

In terms of daily average, December, February, and January recorded the highest with an average of 55 marriages per day.

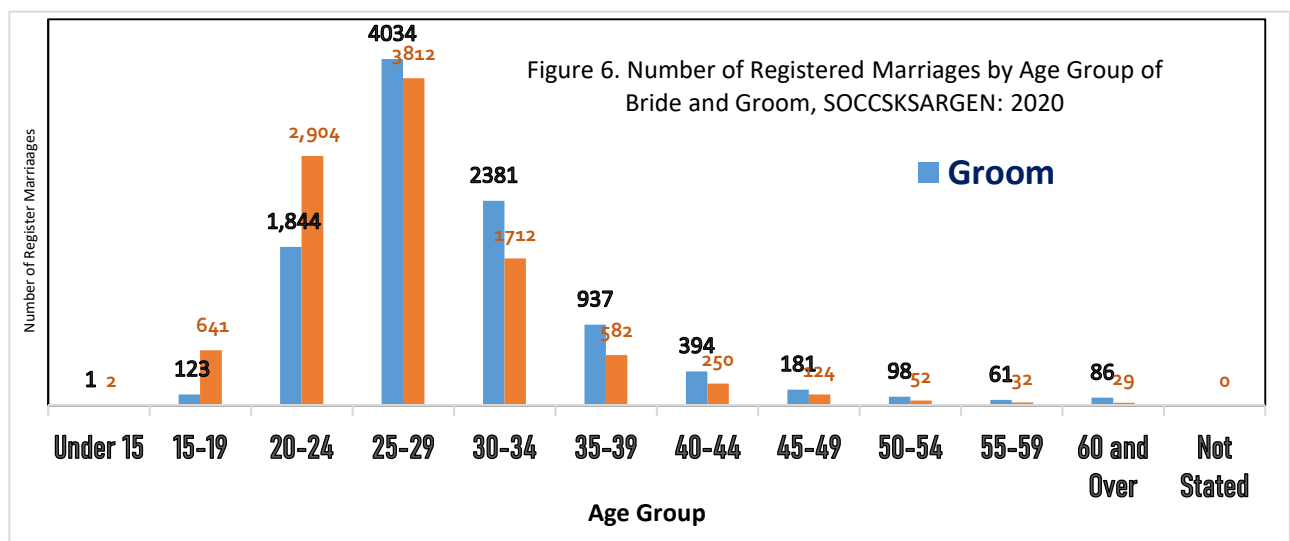
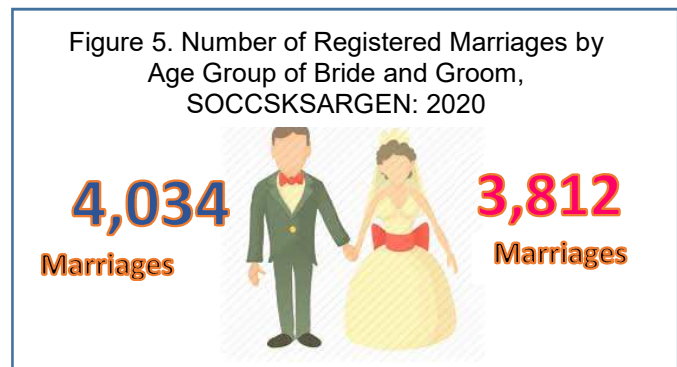
Table 3. Number, Percent Distribution and Daily Average of Registered Marriages by Month of Occurrence, SOCCSKSARGEN: 2020

Month of Occurrence	Number	Percent	Daily Average
	10,140	100	27.3
January	1,411	13.9	45.5
February	1,523	15.0	54.4
March	519	5.1	16.7
April	39	0.4	1.3
May	218	2.1	7.0
June	603	5.9	20.1
July	679	6.7	21.9
August	797	7.9	25.7
September	659	6.5	22.0
October	804	7.9	25.9
November	845	8.3	28.2
December	2,043	20.1	65.9

Source: Philippine Statistics Authority, Civil Registration Service, Vital Statistics Division

### MOST BRIDES AND GROOMS MARRIED BETWEEN THE AGES OF 25-29 YEARS OLD

More than one-third of the brides and grooms married between the ages 25-29 years old, where grooms with 4,034 or 39.8 percent of the marriages and brides with 3,812 or 37.6 percent. It was also observed that there were two (2) teenage brides and one (1) groom who got married for the year and there were 86 grooms and 29 brides recorded for the age group 60 and Over. (see Fig. 5 & 6)



Source: Philippine Statistics Authority, Civil Registration Service, Vital Statistics Division



REPUBLIC OF THE PHILIPPINES

**PHILIPPINE STATISTICS AUTHORITY**  
**SOCCKSARGEN REGION**

### **Explanatory Notes**

*The data on marriages presented here were obtained from the Certificate of Marriage (Municipal Form No. 97) that were registered at the Office of the City/Municipal Civil Registrars all throughout the country and submitted to the Office the Civil Registrar General; Philippine Statistics Authority.*

*Civil Registration is a continuous process. Hence, there is a need to establish certain cut-off period. The data presented herein are events occurred from January to December 2021.*

*Note: Figures are results of actual registration without any adjustment for under registration*

### **Definition of Terms**

**Marriage** is a special contract of permanent union between a man and a woman entered into in accordance with law for the establishment of conjugal and family life.

**Civil Registration** is a recording of vital acts and events in the civil registers and the resulting documents are called vital events.

**Vital Acts and Events** include births, deaths, marriages, and all such events that have something to do with an individual's entrance and departure from life together with the changes in civil status that may occur to a person during his/her lifetime.

**Place of occurrence** refers to the place where the vital event took place.

Approved for Release:

  
**ATTY. MAQTAHAR L. MANULON, CESO V**  
Regional Director

For inquiries, please contact:

**SITTIMAZUIN M. HOFIÑA/EM L. GAYOSA**  
Civil Registration and Administrative Support Division, PSA – RSSO XII  
Telephone Number (083) 554-7249 / 083-825-2830



2<sup>nd</sup> Floor, JYSL Annex Building, Balmores Street, Brgy. Zone II,  
City of Koronadal, South Cotabato 9506  
Telefax: (083)-554-7249; (083)-825-2830  
E-mail: psadose@gmail.com  
<https://rso12.psa.gov.ph>



REPUBLIC OF THE PHILIPPINES

**PHILIPPINE STATISTICS AUTHORITY**  
**SOCCSKSARGEN REGION**



Management  
System  
ISO 9001:2015

Cert. Reg. No.  
01 100 1734754/18  
www.tuv.com  
ID 9108640991



2<sup>nd</sup> Floor, JYSL Annex Building, Balmores Street, Brgy. Zone II,  
City of Koronadal, South Cotabato 9506  
Telefax: (083)-554-7249; (083)-825-2830  
E-mail: [psadose@gmail.com](mailto:psadose@gmail.com)  
<https://rso12.psa.gov.ph>