



# SPECIAL RELEASE

## VOLUME AND VALUE OF IMPORTED AND EXPORTED GOODS, SOCCSKSARGEN REGION: JULY 2021

Date of Release: **16 MAY 2022**  
Reference No. **R12-SR2022-016**

### Total external trade up

The external trade in goods in SOCCSKSARGEN Region totaled to US\$186.550 million in July 2021, down by 32.7 percent from US\$140.535 million in July 2020 (Table 1).

### Trade balance decrease

*Balance of trade in goods* (BoT-G) is the difference between the value of exports and imports. The (BoT-G) on July 2021 amounted to US\$62.410 million, about 1,200 times higher than the US\$51,517.00 the previous year (Table 1).

### Merchandise Trade

SOCCSKSARGEN Region's export rose up by 77.1 percent to US\$124.480 million in July 2021 from US\$70.293 million in July 2020. The total volume of exports weighed at 104.053 million kilograms in July 2021 from 48.220 million kilograms in July 2020. Imports expenditures in July 2021 went down by 11.6 percent to US\$62.070 million from US\$70.242 million in July 2020. The volume of imports weighed 75.825 million kilograms in July 2021 from 185.706 million kilograms in July 2020 (Table 1).

*Table 1 Summary of External Trade Performance,  
SOCCSKSARGEN Region: July 2020 vs July 2021*

	July 2021	July 2020	Growth Rate (%)
<b>Exports (FOB Value, USD)</b>	124,480,048	70,293,351	77.1
<b>Imports (FOB Value, USD)</b>	62,070,379	70,241,834	-11.6
<b>Exports (Volume, kgs)</b>	104,052,811	48,219,698	115.8
<b>Imports (Volume, kgs)</b>	75,825,450	185,706,092	-59.2
<b>Total External Trade (FOB Value, USD)</b>	186,550,427	140,535,185	32.7
<b>Balance in trade in Goods (BoT-G)</b>	62,409,669	51,517	121,043.8

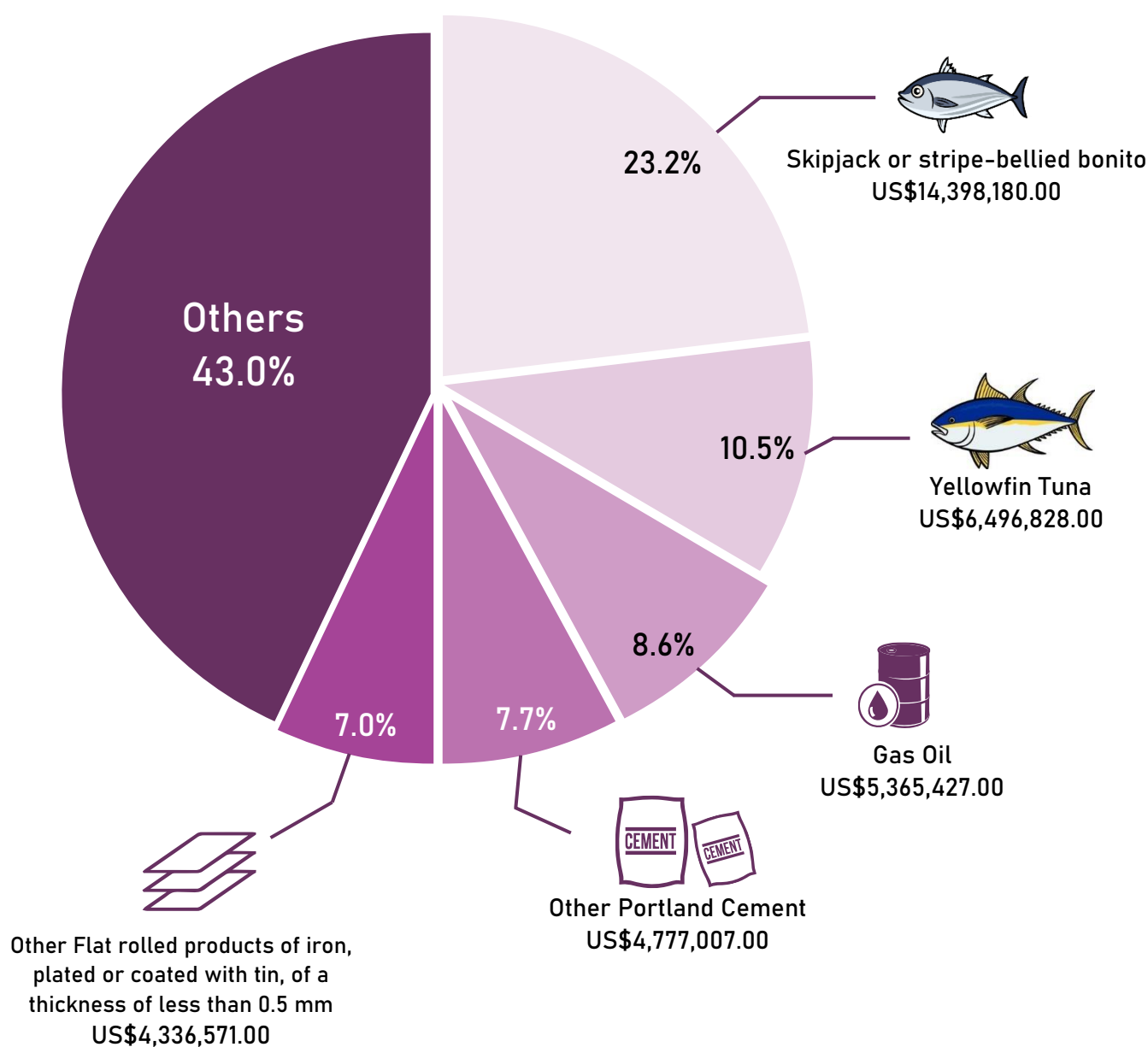
Source: Philippine Statistics Authority



### Skipjack was the top import commodity

The top import commodity was *Skipjack or striped bellied bonito* which amounted to US\$14.398 million accounting for 23.2 percent of the total value of imports of the region. It was followed by *Yellowfin tuna* at US\$6.497 million (10.5%); *Gas Oils* at US\$5.365 million (8.6%); *Other Portland Cement* at US\$4.777 million (7.7%); and *Other flat rolled products of iron plated or coated with tin of a thickness of less than 0.5 mm* at US\$4.337 million (7.0%). (Figure 1).

Figure 1: Distribution of Top Five (5) Imported Commodities Based on FOB Value, SOCCSKSARGEN Region: July 2021



Source: Philippine Statistics Authority

## China was the largest source of import goods

China was the region's largest import source in July 2021 at US\$11.937 million accounting for 19.2 percent of the total imports of the region. It was followed by Taiwan at US\$7.912 million with 12.7 percent; Japan at US\$6.769 million (10.9%); Papua New Guinea at US\$6.081 million (9.8%); and Thailand at US\$5.158 million (8.3%).

The leading imports in China was Gas oils, in terms of FOB. Skipjack or stripe-bellied bonito in Taiwan; in Japan, other flat rolled products of iron plated or coated with tin, of a thickness of less than 0.5 mm; in Papua New Guinea, Yellowfin Tunas; and other refined sugar in Thailand (Figure 2).

Figure 2: Top Five (5) Source Countries for SOCCSKSARGEN Region's Imports, Based on FOB Value: July 2021

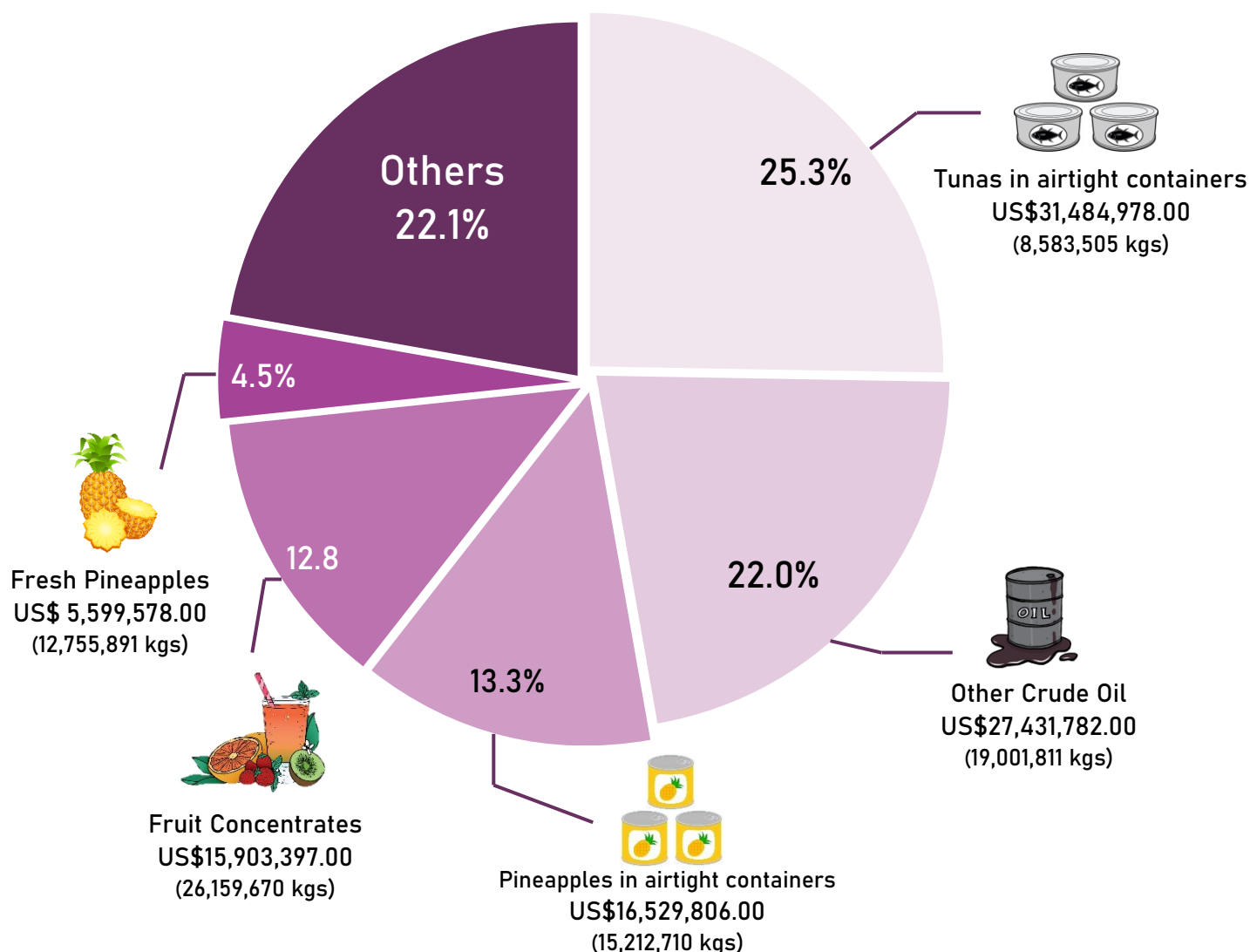


Source: Philippine Statistics Authority

### Tuna in airtight containers were the top export goods

*Tunas in airtight containers; Other Crude Oil; Pineapple in airtight container; Fruit Concentrates, and Fresh Pineapples* were the top five export goods in terms of FOB Value. Tuna exports were valued at US\$31.485 million (25.3%), Other Crude Oil at US\$27.432 million (22.0%), Pineapple in airtight container at US\$16.530 million (13.3%), Fruit Concentrates at US\$15.903 million (12.8%), and Fresh Pineapples at US\$5.600 million (4.5%).

Figure 3: Distribution of Top Five (5) Exported Commodities Based on FOB Value  
SOCCSKSARGEN Region: July 2021




Source: Philippine Statistics Authority

### United States of America was the top export commodity destination

The region's top export destination was *United States of America* with US\$47.756 million, a share of 38.4 percent. It was followed *Netherlands* by with US\$17.532 million (14.1%), *Japan* at US\$13.727 million (11.0%), *Spain* at US\$7.052 million (5.7%), and *Germany* at US\$5.518 million (4.4%).

The top export goods to the United States and Netherlands were *Other Crude Oil*. *Tuna in airtight containers* were the top export goods in Japan, Spain, and Germany.

Figure 4: Top Five (5) Destination Countries for SOCCSKSARGEN Region's Exports Based on FOB Value July 2021



Source: Philippine Statistics Authority



REPUBLIC OF THE PHILIPPINES  
**PHILIPPINE STATISTICS AUTHORITY**  
**SOCCKSARGEN REGION**

---

Approved for Release:

  
**ATTY. MAQTAHAR L. MANULON, CESO V**  
Regional Director

For inquiries, please contact:

**MA. EILEEN A. BERDEPRADO/NORJAHNA M. HADJINOR**  
Statistical Operations and Coordination Division, PSA-RSSO XII  
Telephone Number (083) 825-2830



JYSL Annex Bldg., Balmores St., Zone II, Koronadal City, South Cot.  
Telefax: (083) 554-7249, Telephone: (083) 825-2830  
E-mail: [psadose@gmail.com](mailto:psadose@gmail.com)  
<https://rss012.psa.gov.ph>