



# SPECIAL RELEASE

## VOLUME AND VALUE OF IMPORTED AND EXPORTED GOODS, SOCCSKSARGEN REGION: SEPTEMBER 2021

Date of Release: **10 JUNE 2022**  
Reference No. **R12-SR2022-029**

### Total external trade up

The external trade in goods in SOCCSKSARGEN Region totaled to US\$156.376 million in September 2021, increased by 11.3 percent from US\$140.485 million in September 2020 (Table 1).

### Trade balance decrease

*Balance of trade in goods* (BoT-G) is the difference between the value of exports and imports. The BoT-G amounted to US\$59.365 million on September 2021, about 94.4 percent lower than the US\$30.542 million the same month of 2020 (Table 1).

### Merchandise Trade

In September 2021, SOCCSKSARGEN exports totaled US\$107.870 million, up 26.1 percent from US\$85.514 million in September 2020. From September 2020 to September 2021, overall exports increased by 58.1 percent to 96.623 million kilograms. Imports totaled \$48.505 million in September 2021, down 11.8 percent from \$54.971 million the previous year. From 124.942 million kilograms in September 2020, imports totaled 159.429 million kilograms in September 2021. (Table 1).

*Table 1 Summary of External Trade Performance,  
SOCCSKSARGEN Region: September 2020 vs September 2021*

	<b>September 2021</b>	<b>September 2020</b>	<b>Growth Rate (%)</b>
<b>Exports (FOB Value, USD)</b>	107,870,476	85,513,501	26.1
<b>Imports (FOB Value, USD)</b>	48,505,155	54,971,423	-11.8
<b>Exports (Volume, kgs)</b>	96,623,469	61,129,352	58.1
<b>Imports (Volume, kgs)</b>	124,304,413	197,551,996	-37.1
<b>Total External Trade (FOB Value, USD)</b>	156,375,631	140,484,924	11.3
<b>Balance of trade in Goods (BoT-G)</b>	59,365,321	30,542,078	94.4

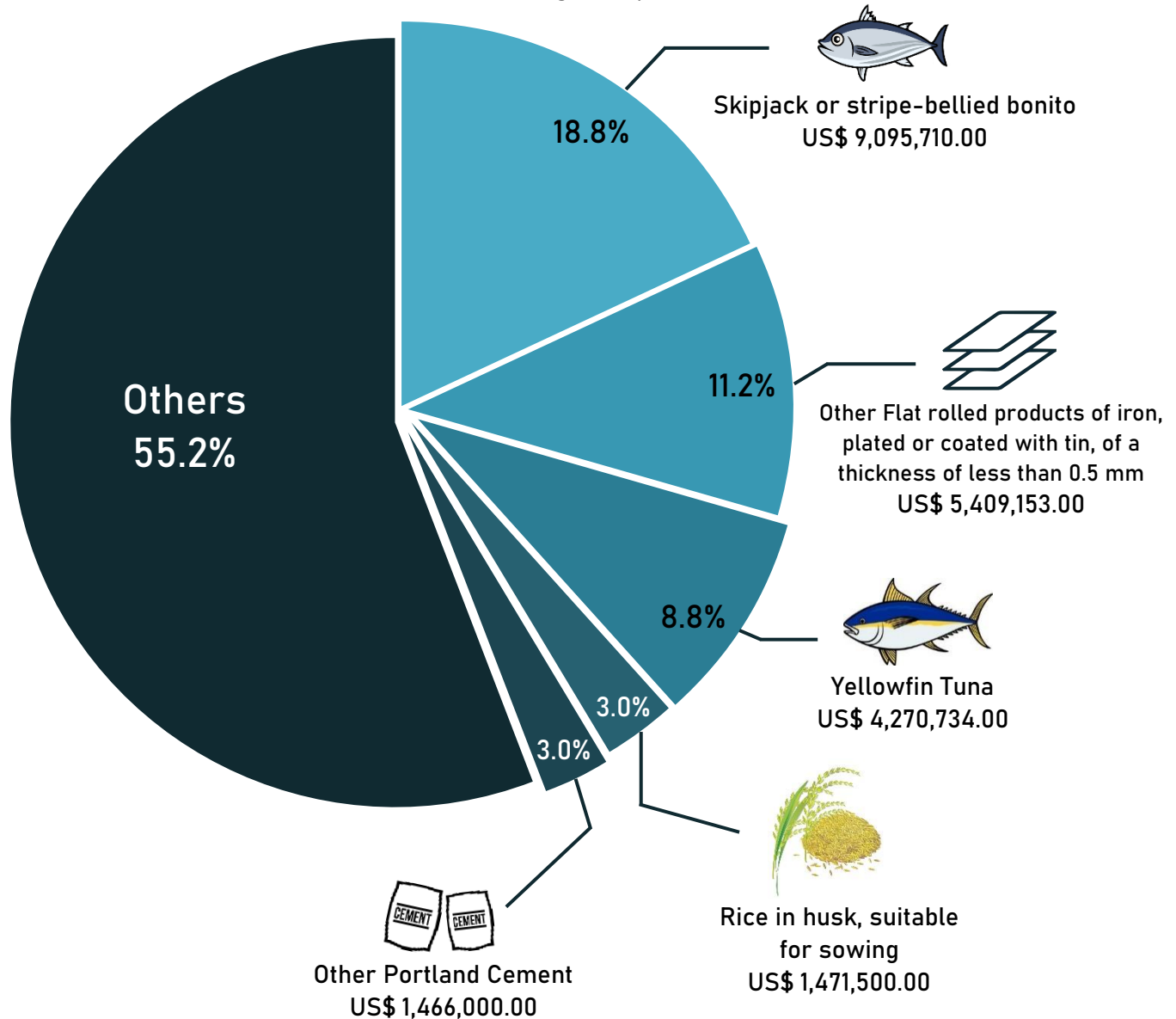
Source: Philippine Statistics Authority



### Skipjack was the top import commodity

The top import commodity in September 2021 was *Skipjack or striped bellied bonito* which amounted to US\$9.096 million accounting for 18.8 percent of the total value of imports of the region. It was followed by *Other flat rolled products of iron, plated or coated with tin of a thickness of less than 0.5 mm* at US\$5.409 million (11.2%); *Yellowfin tuna* at US\$4.271 million (8.8%); *Rice in husk, suitable for sowing* at US\$1.472 million (3.0%); and *Other Portland Cement* at US\$1.466 million (3.0%). (Figure 1).

Figure 1: Distribution of Top Five (5) Imported Commodities Based on FOB Value, SOCCSKSARGEN Region: September 2021




Source: Philippine Statistics Authority

### Japan was the largest source of import goods

The region's largest import source in September 2021 was Japan at US\$6.848 million accounting for 14.1 percent of the total imports of the region. It was followed by *Vietnam* at US\$5.809 million with 12.0 percent; *China* at US\$5.786 million (11.9%); *Korea* at US\$3.546 million (7.3%); and *Papua New Guinea* at US\$3.436 million (7.1%).

The leading imports in Japan was *Other flat rolled products of iron plated or coated with tin, of a thickness of less than 0.5 mm*, in terms of FOB. *Other petroleum oils* in Vietnam; *Ammonium dihydrogenorthophosphate mineral or chemical fertilizers* in China; and *Skipjack or stripe-bellied bonito* in Korea and Papua New Guinea (Figure 2).

Figure 2: Top Five (5) Source Countries for SOCCSKSARGEN Region's Imports, Based on FOB Value: September 2021

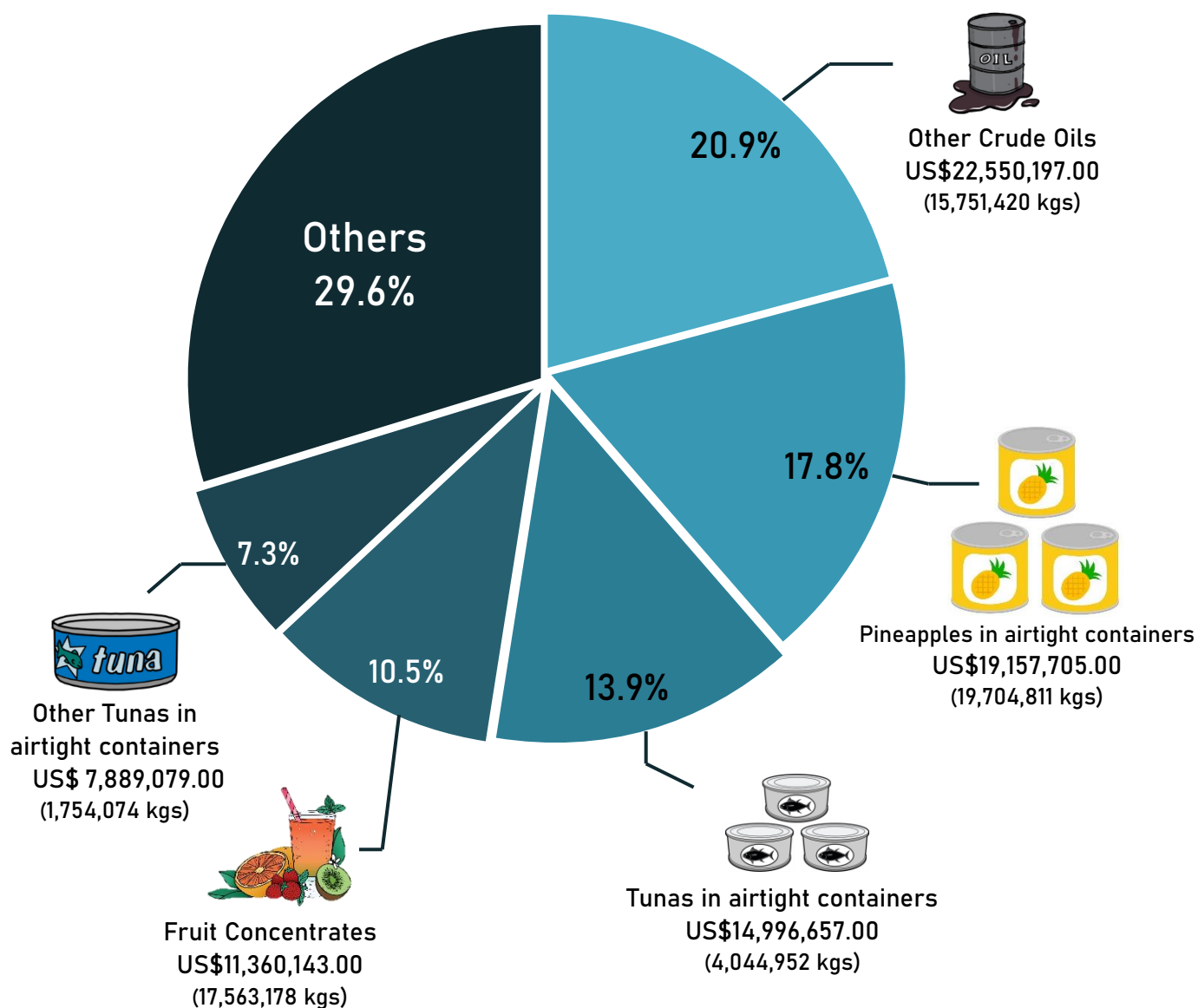


Source: Philippine Statistics Authority

### Other Crude Oil were the top export goods

*Other Crude Oil; Pineapples in airtight containers; Tunas in airtight containers; Fruit Concentrates, and Fresh Pineapples* were the top five export goods in terms of FOB Value. Other Crude Oils were valued at US\$22.550 million (20.9%), Pineapples in airtight containers at US\$19.158 million (17.8%), Tunas in airtight containers at US\$14.997 million (13.9%), Fruit Concentrates at US\$11.360 million (10.5%), and Other tunas in airtight containers at US\$7.889 million (7.3%).

Figure 3: Distribution of Top Five (5) Exported Commodities Based on FOB Value  
SOCCSKSARGEN Region: September 2021




Source: Philippine Statistics Authority

### United States of America was the top export commodity destination

United States of America was the region's top export destination with a share of 30.1 percent, with US\$32.473 million. It was followed Japan by with US\$13.290 million (12.3%), Netherlands at US\$13.161 million (12.2%), Italy at US\$11.359 million (10.5%), and UK of Great Britain and N. Ireland at US\$4.947 million (4.6%).

The top export goods to the United States were Fruit Concentrates. In Japan and UK of Great Britain and N. Ireland were Tuna in airtight containers. Other Crude Oil were the top export goods in Netherlands and Italy.

Figure 4: Top Five (5) Destination Countries for SOCCSKSARGEN Region's Exports Based on FOB Value September 2021



Source: Philippine Statistics Authority



REPUBLIC OF THE PHILIPPINES  
**PHILIPPINE STATISTICS AUTHORITY**  
**SOCCKSARGEN REGION**

---

Approved for Release:

  
**ATTY. MAQTAHAR L. MANULON, CESO V**  
Regional Director

For inquiries, please contact:

**MA. EILEEN A. BERDEPRADO/NORJAHNA M. HADJINOR**  
Statistical Operations and Coordination Division, PSA-RSSO XII  
Telephone Number (083) 825-2830



JYSL Annex Bldg., Balmores St., Zone II, Koronadal City, South Cot.  
Telefax: (083) 554-7249, Telephone: (083) 825-2830  
E-mail: [psadose@gmail.com](mailto:psadose@gmail.com)  
<https://rss012.psa.gov.ph>