

SPECIAL RELEASE

Date of Release: 24 June 2024
Reference No. R12-SR2024-015

2023 PRODUCTION PERFORMANCE OF AGRICULTURE IN SOCCSKSARGEN REGION

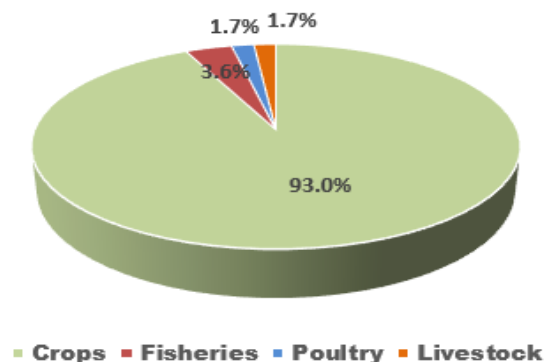
During the reference period, the total agricultural output of SOCCSKSARGEN Region decreased by about 0.6 percent from 7.46 million in 2022 to 7.42 million metric tons in 2023.

A. Volume of Production

Table 1. Gross Output in Agriculture and Growth Rate by Subsector, SOCCSKSARGEN January-December 2022-2023

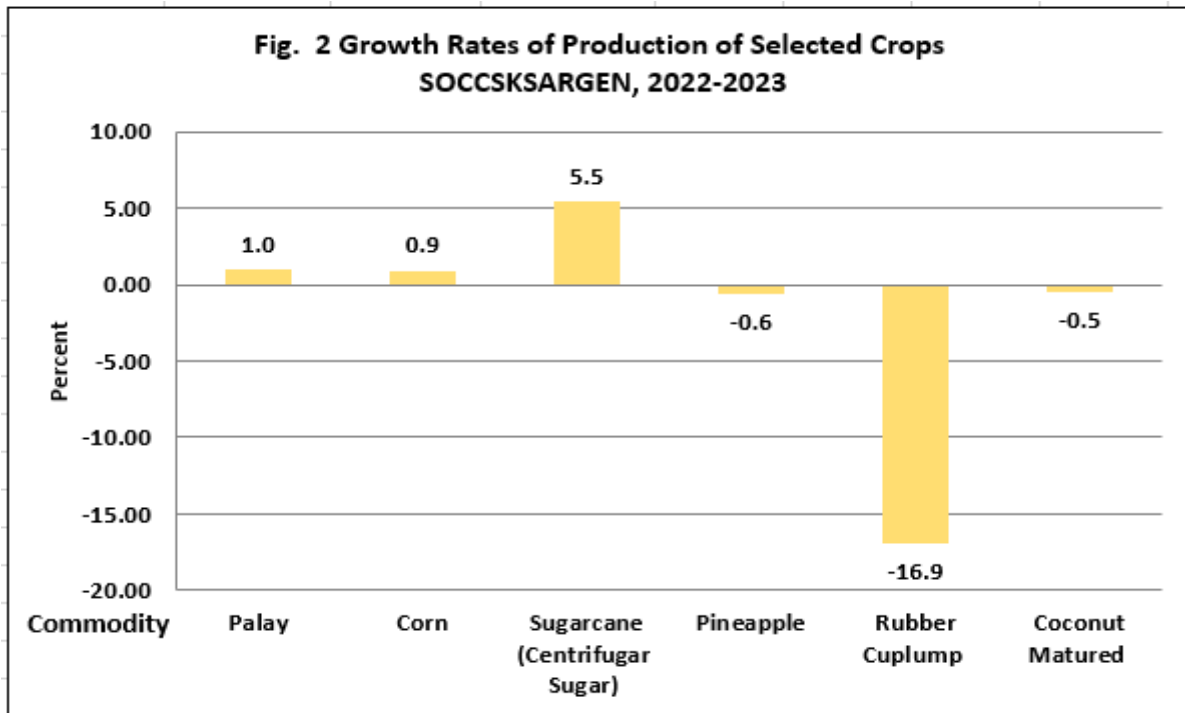
Sector	(in Thousand Metric Tons)		Growth rate (in percent)
	2022	2023	
Agriculture	7,465.64	7,422.33	(0.6)
Crops	6,882.71	6,901.07	0.3
Livestock	155.11	125.63	(19.0)
Poultry	128.03	128.45	0.3
Fisheries	299.79	267.19	(10.9)

Figure 1. Share by Subsector to Total Agriculture SOCCSKSARGEN: January -December 2023



Source of basic data: PSA

Crops, which accounted for 93.0 percent of the total agricultural production, went up by 0.3 percent for a total of 6.90 million metric tons in 2023 from 6.88 million metric tons the previous year. Palay, with a share of 18.2 percent on crops subsector, went up by 1.0 percent; Corn increased by 0.9%; Coconut, Rubber Cuplump and Banana posted production cut of 0.5 percent, 16.9 percent, and 1.2 percent, respectively. Coffee recorded a decrease of 4.8 percent.

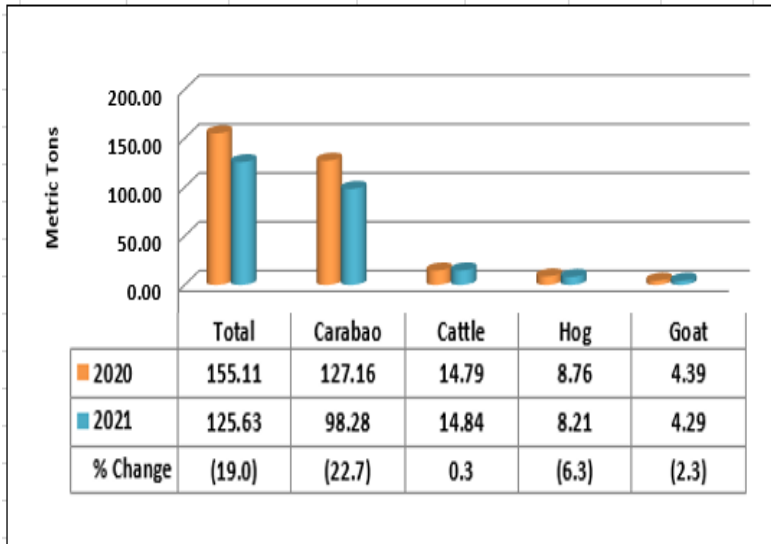


Source of basic data: PSA

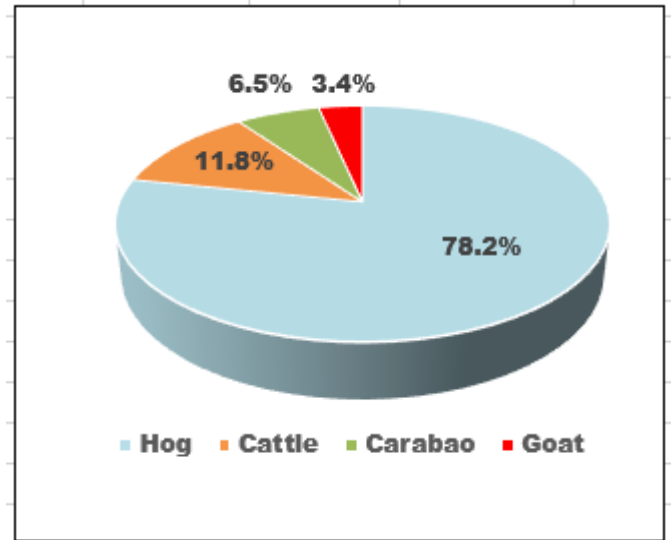
The livestock subsector, with a share 1.7 percent to the total regional agricultural output in 2023, posted a double digit decreased by 19.0 percent from 155.11 thousand metric tons in 2022 to 125.63 thousand metric tons in 2023. All animal types posted decreases in production except for cattle which increased by 0.3 percent. Hogs shared 78.2 percent to the total livestock production.



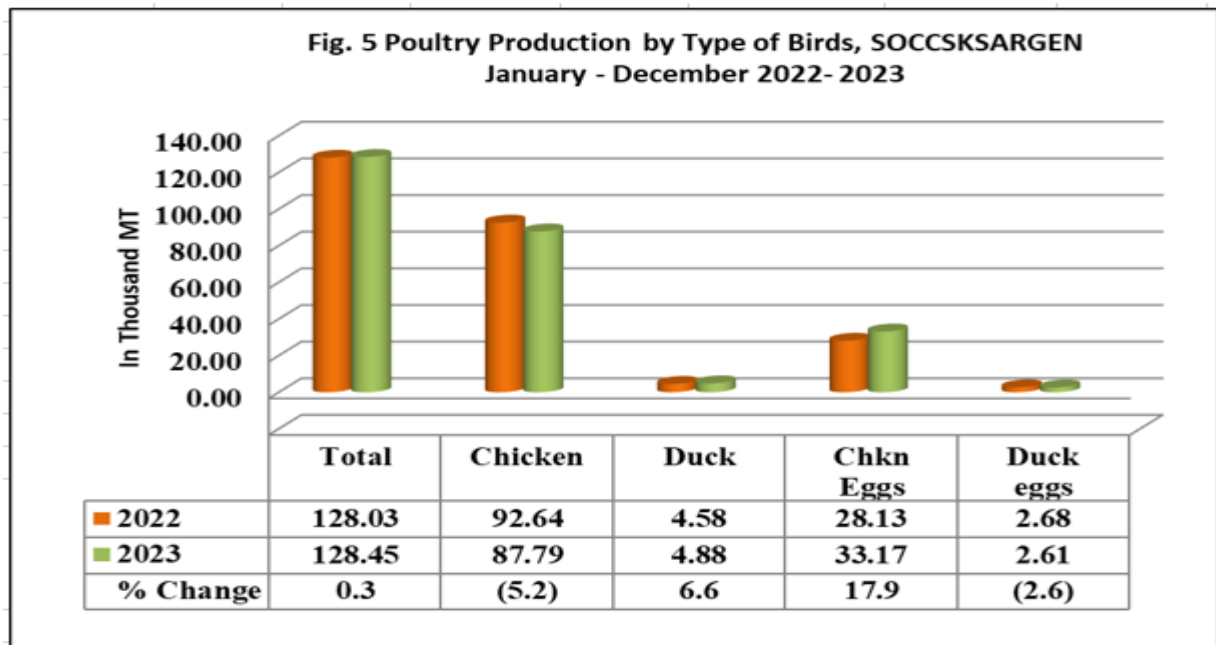
**Fig. 3 Livestock Production by Animal Type
SOCCKSARGEN: January-December 2023**



**Fig. 4 Share by Animal Type to Total Livestock Production
SOCCKSARGEN: January-December 2023**



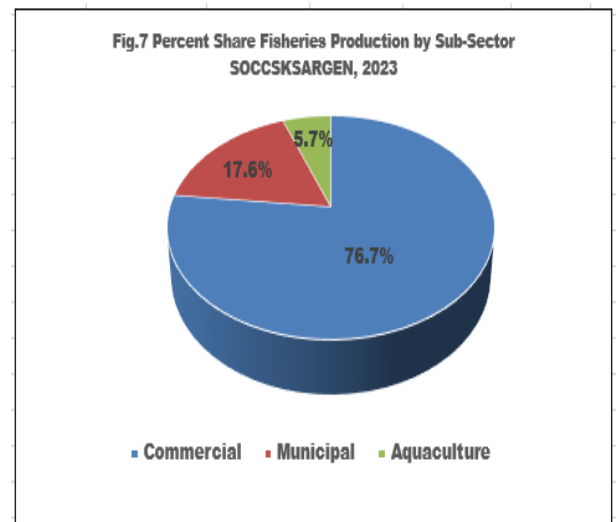
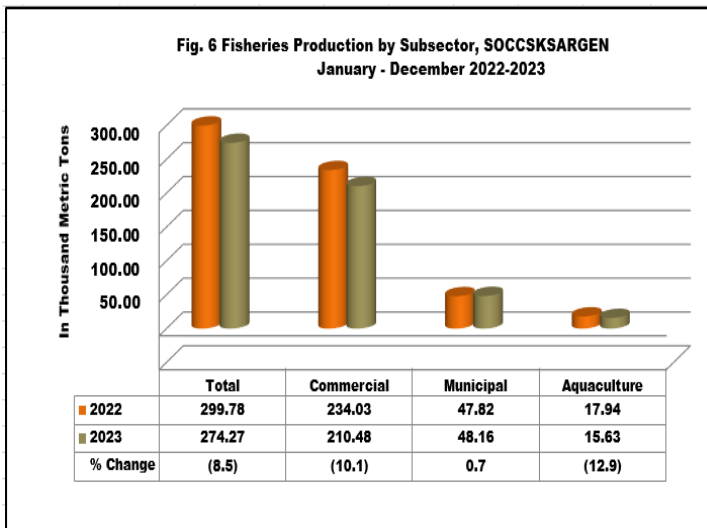
Source of basic data: PSA



Source of basic data: PSA

The poultry subsector, with a share of 1.7 percent to the total agricultural output, produced 0.3 percent more output this year, from 128.03 thousand metric tons the previous year to 128.45 thousand metric tons the current year. Among the poultry

products, chicken eggs posted the highest increase at 17.9 percent followed by duck, 6.6 percent. In contrast chicken and duck eggs posted a negative growth of 5.2 percent and 2.6 percent.



Source of basic data: PSA

The fisheries subsector, with a share of 3.6 percent to the total agricultural output, posted a decreased of 8.5 percent compared to last year's output levels. Commercial fishing, which accounted for 76.7 percent of the region's total fish catch, decreased by 10.1 percent as there was lesser unloading of frozen tuna particularly in the second quarter of the reference period. Likewise, aquaculture decreased by 12.9 percent. On the other hand, municipal fishing slightly increases by 0.7 percent respectively.

Table 1. Volume of Production of Major Fish Species, SOCCSKSARGEN: 2022-2023

Specie	Price		Growth Rate
	2022	2023	
Skipjack	195.82	152.88	(21.9)
Yellowfin tuna	27.20	39.64	45.7
Roundscad	19.90	25.58	28.6
Tilapia	17.82	19.81	11.1
Big-eyed scad	6.79	7.12	4.8
P. Vannamei	9.31	7.09	(23.9)





REPUBLIC OF THE PHILIPPINES
PHILIPPINE STATISTICS AUTHORITY
SOCCKSARGEN REGION



Source of basic data: PSA

Among the major fish species, Yellowfin tuna and roundscad posted significant increases of 45.7 percent and 28.6 percent, respectively. Likewise, Tilapia and Big-eyed scad increased by 28.6 percent and 11.1 percent. However, the production of Skipjack and P. Vannamei decreased by 21.9 percent and 23.9 percent, respectively.

TECHNICAL NOTES

Crop Production

- The quantity produced and actually harvested for a particular crop during the reference period.
- It includes those measured but damaged, stolen, given away, consumed, given as harvesters' share, and reserved.
- Excluded are those produced but not harvested for whatever reason.

Livestock & Poultry Volume of Production - refers to the volume of indigenous (locally-raised) animals disposed for slaughter which include animals exported or shipped-out for slaughter (in “head” and in “live weight equivalent”).

Fisheries Volume of Production - total weight in metric tons of the species from commercial, municipal, aquaculture and inland fisheries.

Approved for Release:

ATTY. MAQTAHAR L. MANULON, CESO V
Regional Director

For inquiries, please contact:

ATTY. MAQTAHAR L. MANULON, CESO V/CHRISTY R. AMBAN
Concurrent- Chief of Statistical Operations and Coordination Division,
PSA-RSSO XII
Telephone Number (083) 825-2830



JYSL Bldg., Balmores St., Zone II, Koronadal City
Telephone No.: (083) 554-7249; (083) 825-2830
E-mail: rso12@psa.gov.ph
<https://rso12.psa.gov.ph>