

SPECIAL RELEASE

OCTOBER 2023 LABOR AND EMPLOYMENT SITUATION IN SOCCSKSARGEN REGION (Preliminary Results)

Date of Release: 26 June 2024
 Reference No.: R12-SR2024-020

Labor Force Survey (LFS)

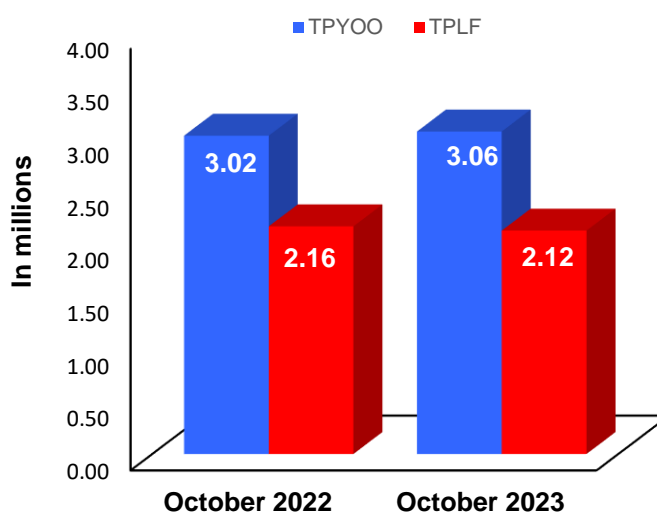
The Labor Force Survey (LFS) is a quarterly survey of households conducted nationwide by the PSA to gather data on the demographic and socio-economic characteristics of the population. It adopted the 2013 Master Sample Design, with a sample size of approximately 44,000 households nationwide. The PSA makes use of the tablets through the Computer Aided Personal Interviewing (CAPI) in the quarterly field enumeration starting in the January 2017 round of the LFS.

It aims to provide a quantitative framework for the preparation of plans and formulation of policies affecting the labor market. Specifically, the survey is designed to provide statistics on levels and trends of employment, unemployment and underemployment for the country, as a whole, and for each of the administrative regions.

Population 15 Years Old and Over & Labor Force Participation Rate (LFPR)

The population 15 years and over in SOCCSKSARGEN Region reached 3.06 million in October 2023, higher by 42.57 thousand compared to the previous year's 3.02 million (Fig. 1). This figure constituted 3.9 percent to the country's 78.02 million population 15 years old and over. Region XII ranked 10th in terms of population of 15 years old and over with Region IV-A topping the list with 11.95 million and CAR at the bottom with 1.29 million (Fig. 2).

Fig 1. Total Population 15 Years Old and Over and Total Population of Labor Force, Region XII: October 2022 & October 2023

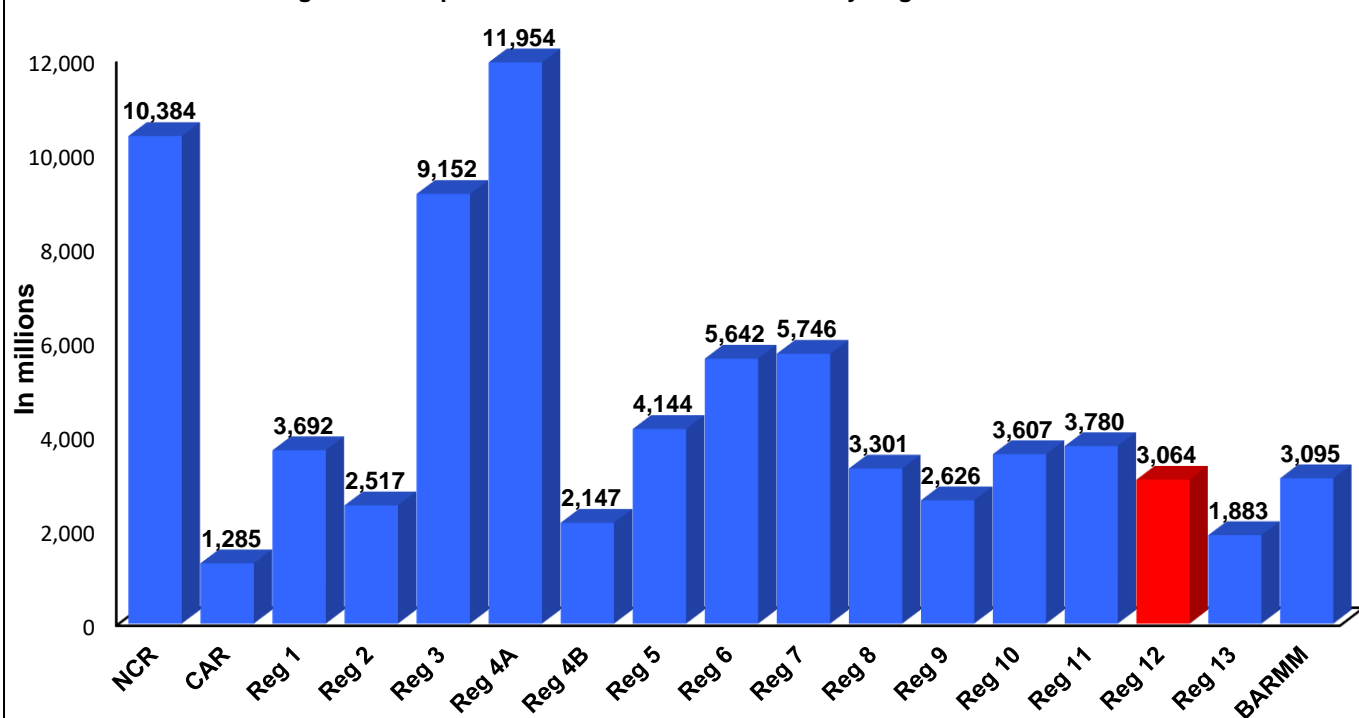


Note: TPYOO – Total Population of 15 Years Old and Over

TPLF- Total Population of Labor Force

Source: Philippine Statistics Authority

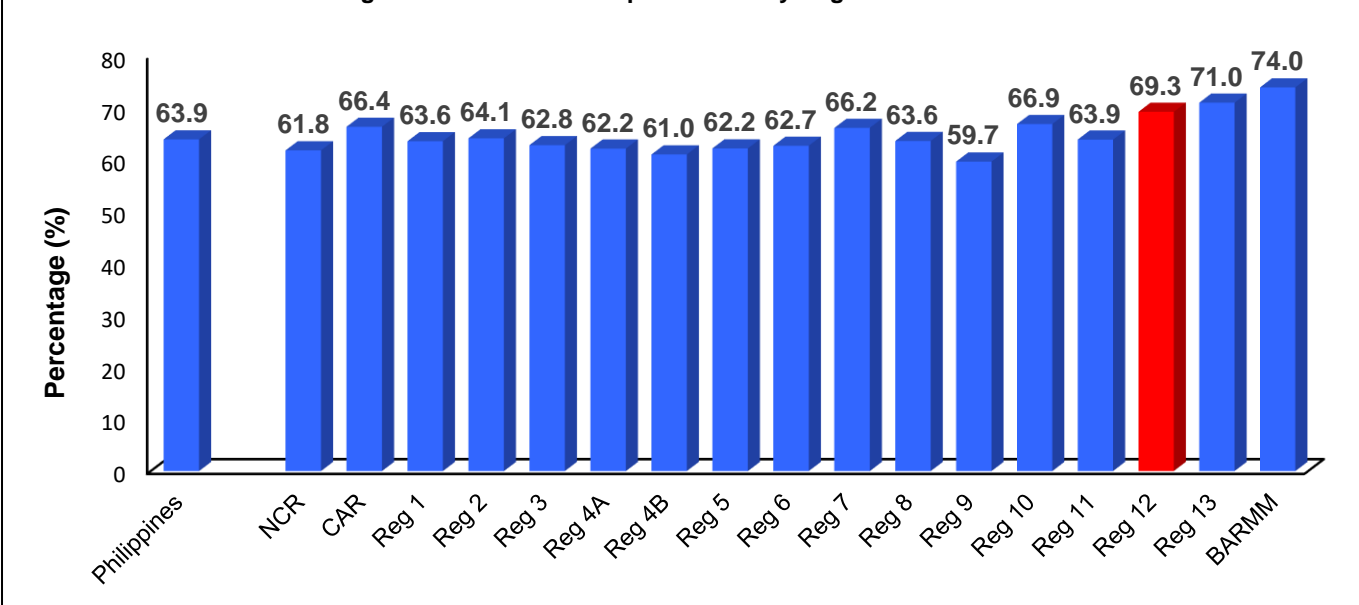
Fig 2. Total Population of 15 Years Old and Over by Region: October 2023



Source: Philippine Statistics Authority

Population in the labor force drop from 2.16 million in October 2022 to 2.12 million in 2023, slightly decrease of 1.9 percent or roughly 41.71 thousand individuals were detracted to the labor force from last year's estimate. Labor Force Participation Rate (LFPR) in October 2023 was estimated at 69.3 percent, third highest among the 17 administrative regions following Region 13 with 71.0 and higher than the national LFPR average of 63.9 percent.

Fig 3. Labor Force Participation Rate by Region: October 2023



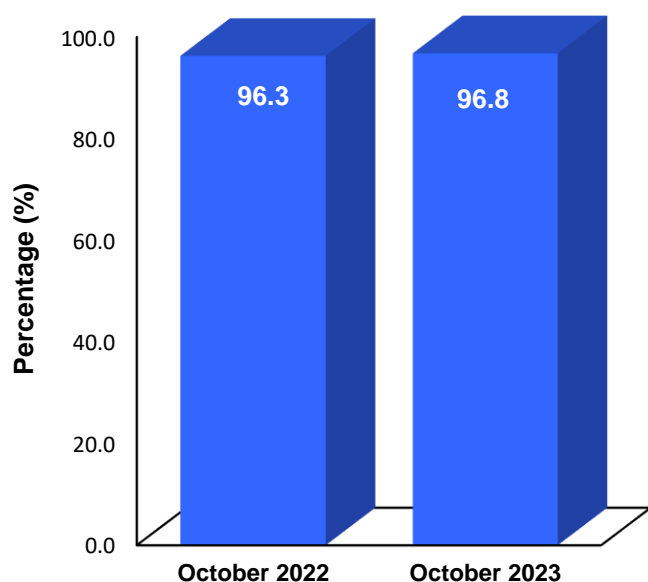
Source: Philippine Statistics Authority



Employed Persons

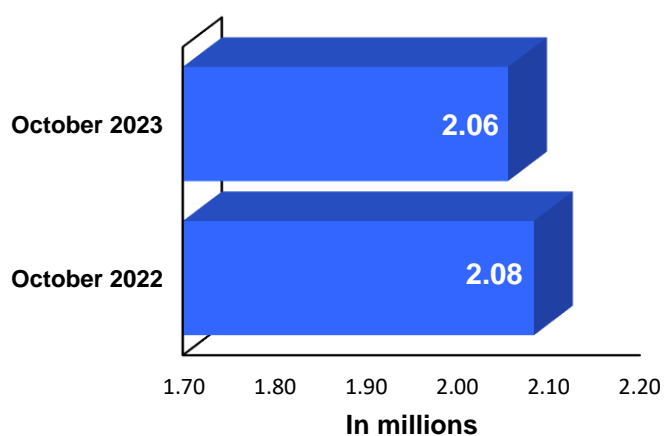
Of the 2.12 million work force in Region XII in October 2023, about 96.8 percent or 2,055,510 million individuals were employed or at work. It decreased by 1.4 percent from 2,083,905 million employed persons in October 2022. Employment rate during the period was pegged at 96.8 percent, lower by 0.5 percentage points compared to the 96.3 percent estimated in October 2022. (Figure 4 and Figure 5)

**Fig 4. Employment Rate, Region XII:
October 2022 & October 2023**



Source: Philippine Statistics Authority

**Fig 5. Total Employed Persons, Region XII:
October 2022 & October 2023**

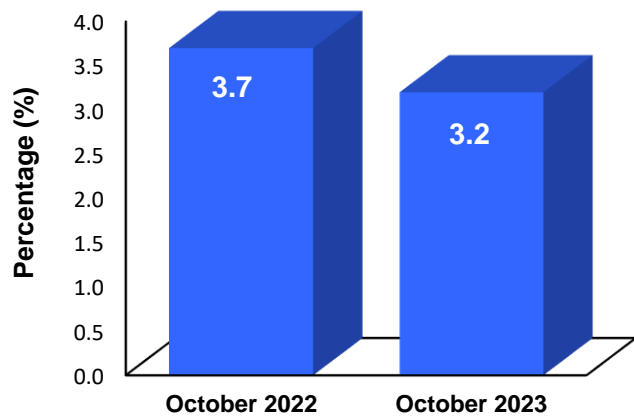


Source: Philippine Statistics Authority

Unemployed Persons

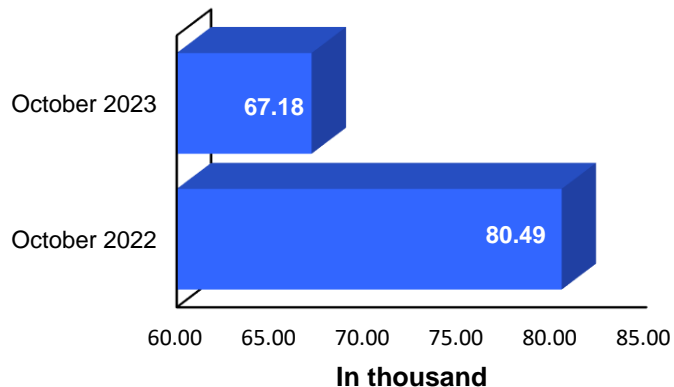
The unemployed persons or persons who were without work, seeking for work and/or currently available for work during this period was estimated at 67.18 thousand on October 2023, lower by 13.31 thousand persons recorded the previous year. This translated to an unemployment rate of 3.2 percent in October 2023 from 3.7 percent on same period in 2022. (Figure 6 and Figure 7)

**Fig 6. Unemployment Rate, Region XII:
October 2022 & October 2023**



Source: Philippine Statistics Authority

**Fig 7. Total Unemployed Persons, Region XII:
October 2022 & October 2023**

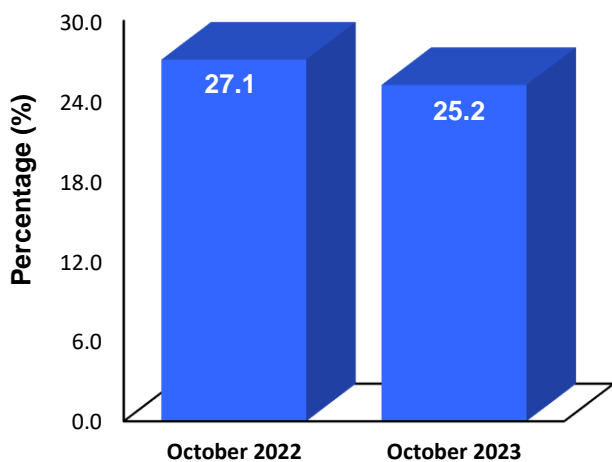


Source: Philippine Statistics Authority

Underemployed Persons

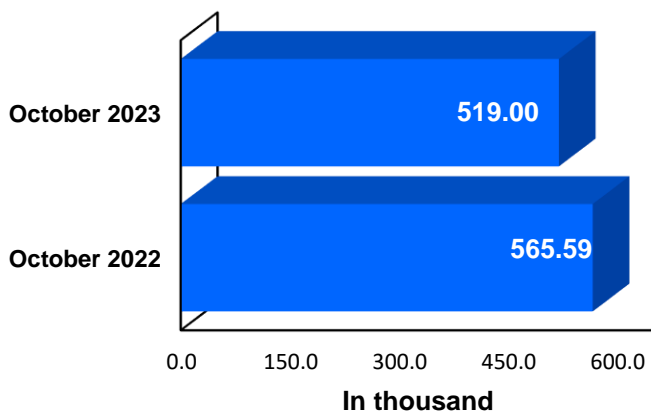
Underemployment rate in the region was estimated at 25.2 percent, about 1.9 percentage point lower than the 27.1 percent recorded in October 2022. In October 2023, there were 46.60 thousand underemployed persons reduced from the 565.60 thousand recorded in October 2022. Underemployed persons are employed persons who express desire to have additional hours of work in their present job, or an additional job, or to have a new job with longer working hours.

**Fig 8. Underemployment Rate, Region XII:
October 2022 & October 2023**



Source: Philippine Statistics Authority

**Fig 9. Total Underemployed Persons, Region XII:
October 2022 & October 2023**



Source: Philippine Statistics Authority



Notes:

- Details may not add up due to rounding.
- Based on the Final results of the October 2022 and Preliminary results of October 2023 Round Labor Force Survey (LFS).

Definition of Terms

Labor Force Participation Rate (LFPR) - refers to persons 15 years old and over who are either employed or unemployed.

Population 15 Years Old and Over - refers to number of population 15 years old and over excluding overseas workers.

Employed persons- include all those who, during the reference period are 15 years old and over as of their last birthday and are reported either at work or with a job but not at work.

Underemployed persons – include all employed persons who express the desire to have additional hours of work in their present job, or an additional job, or to have a new job with longer working hours.

Unemployed persons - include all those who, during the reference period, are 15 years old and over as of their last birthday and reported as: a) Without work, b) Currently available for work, and c) Seeking work.

Approved for Release:

ATTY. MAQTAHAR L. MANULON, CESO V
Regional Director, PSA-RSSO XII

For inquiries, please contact:

ATTY. MAQTAHAR L. MANULON, CESO V/VENISSA A. SUAILI
Statistical Operations and Coordination Division (SOCD), PSA – RSSO XII
Telephone Number (083) 554-7249 / (083) 825-2830

