



SPECIAL RELEASE

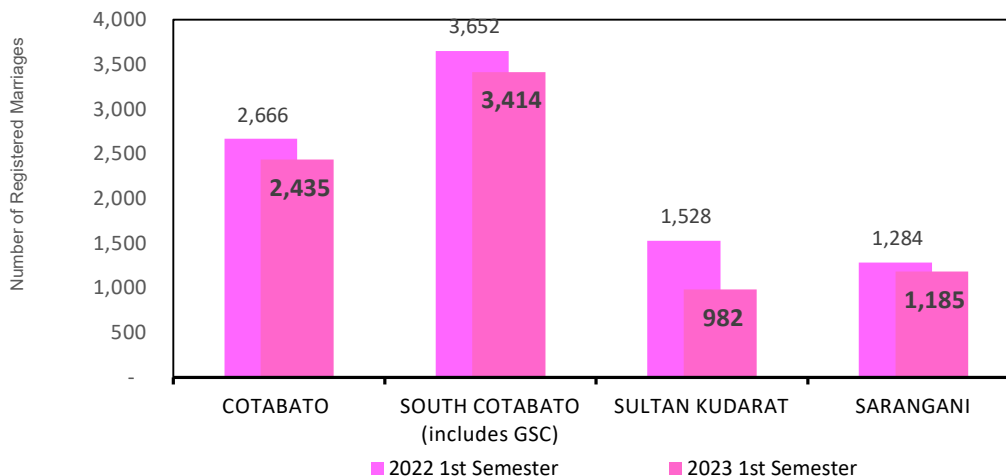
MARRIAGE STATISTICS OF SOCCSKSARGEN REGION: FIRST SEMESTER 2023

Date of Release: 13 July 2024
Reference No. R12-SR2024- 024

Marriages in SOCCSKSARGEN Region decreased by 12.20 %

In the first semester of 2023, there were 8,016 marriages registered in SOCCSKSARGEN Region. This marked a decrease of 12.20 percent from the 9,130 marriages registered in the first semester of 2022. Sultan Kudarat showed the highest decrease at 35.73 percent, followed by Cotabato with a decrease of 8.66 percent. Sarangani province experienced a decrease of 7.71 percent for the same period.

Figure 1. Number of Registered Marriages by Place of Occurrence, SOCCSKSARGEN: First Semester 2022 and 2023



Note: Figure are not adjusted for under-registration.

Source: Philippine Statistics Authority, Civil Registration Service, Vital Statistics Division
(Provisional as of 30 April 2024)

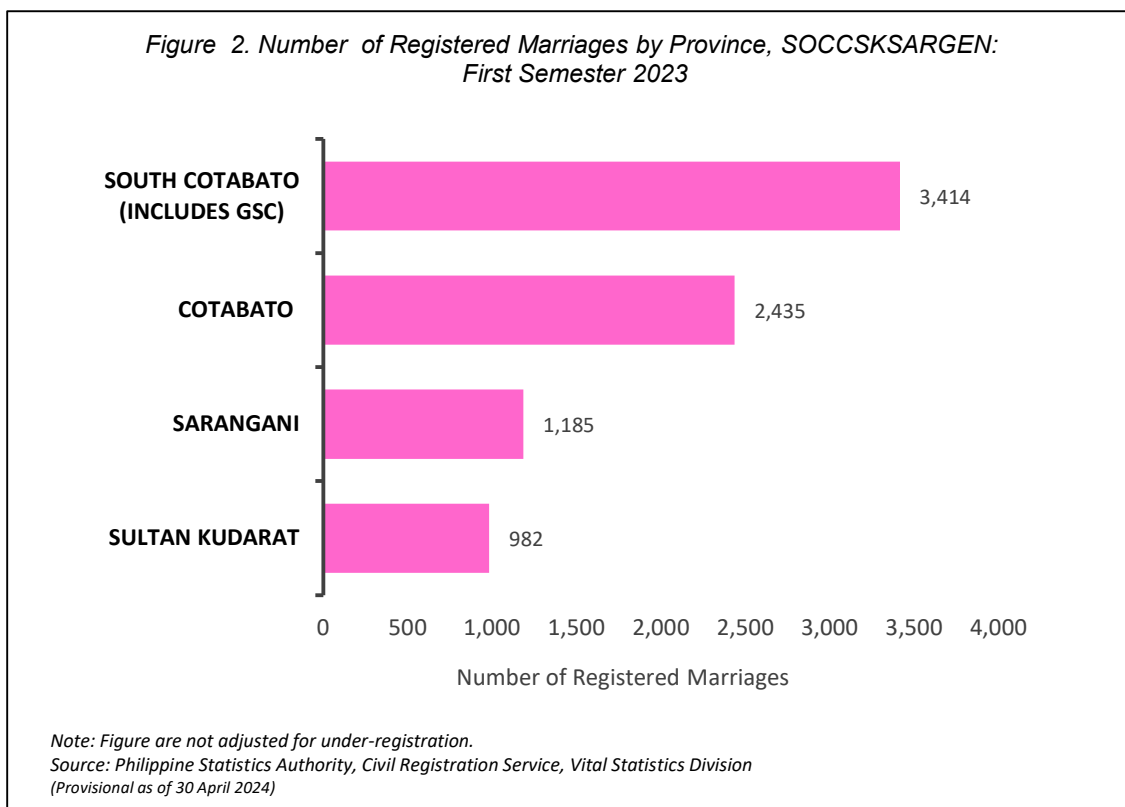




Moreover, the recorded marriages in South Cotabato decreased by 6.52 percent compared to the same period in 2022 (see figure 1).

South Cotabato Province Registered Highest Number of Registered Marriages

In the first semester of 2023, South Cotabato Province (including GSC) recorded the highest number of registered marriages, totaling 3,414, followed by Cotabato Province with 2,435 marriages registered during the same period. Out of the total 8,016 marriages in the SOCCSKSARGEN Region for the first semester of 2023, South Cotabato province accounted for 42.59%, Cotabato for 30.38%, and Sarangani for 14.78%. Sultan Kudarat had the fewest registered marriages, comprising 12.25% of the total (see Figure 2).

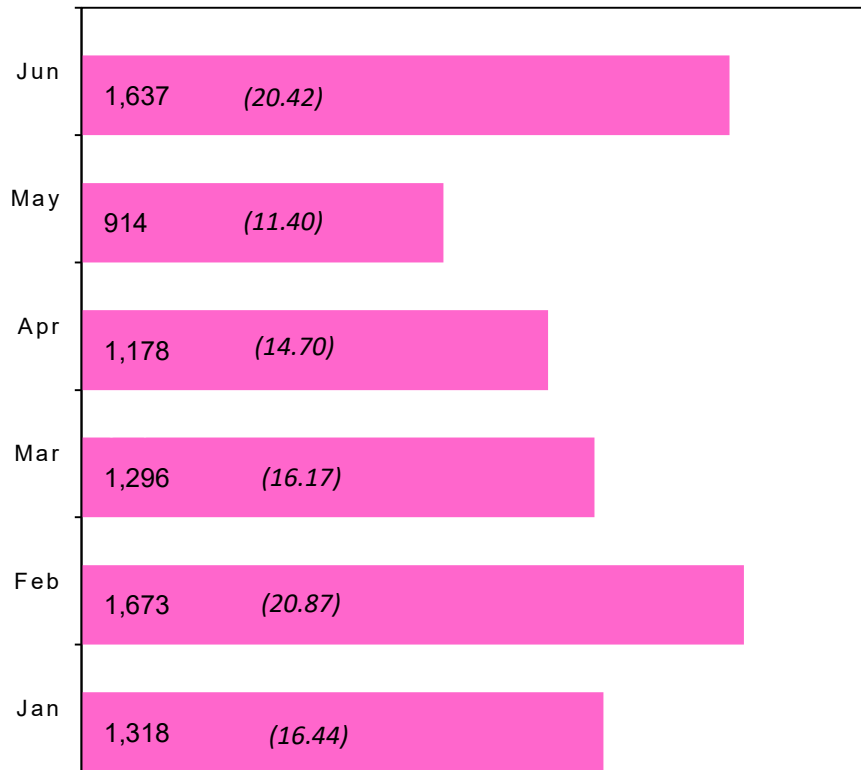




February had the Highest Registered Marriages

February emerged as the month with the highest number of registered marriages in the first semester of 2023 in SOCCSKSARGEN Region, totaling 1,673 marriages, accounting for 20.87% of the total registered marriages in the region. Figure 3 shows the top number and percentage of registered marriages in the first semester of 2023.

Figure 3. Number, Percent Distribution of Registered Marriages by Cities/Municipalities, SOCCSKSARGEN Region: First Semester 2023



Number of Registered Marriages

Note: Figure are not adjusted for under-registration.

*Source: Philippine Statistics Authority, Civil Registration Service, Vital Statistics Division
(Provisional as of 30 April 2024)*



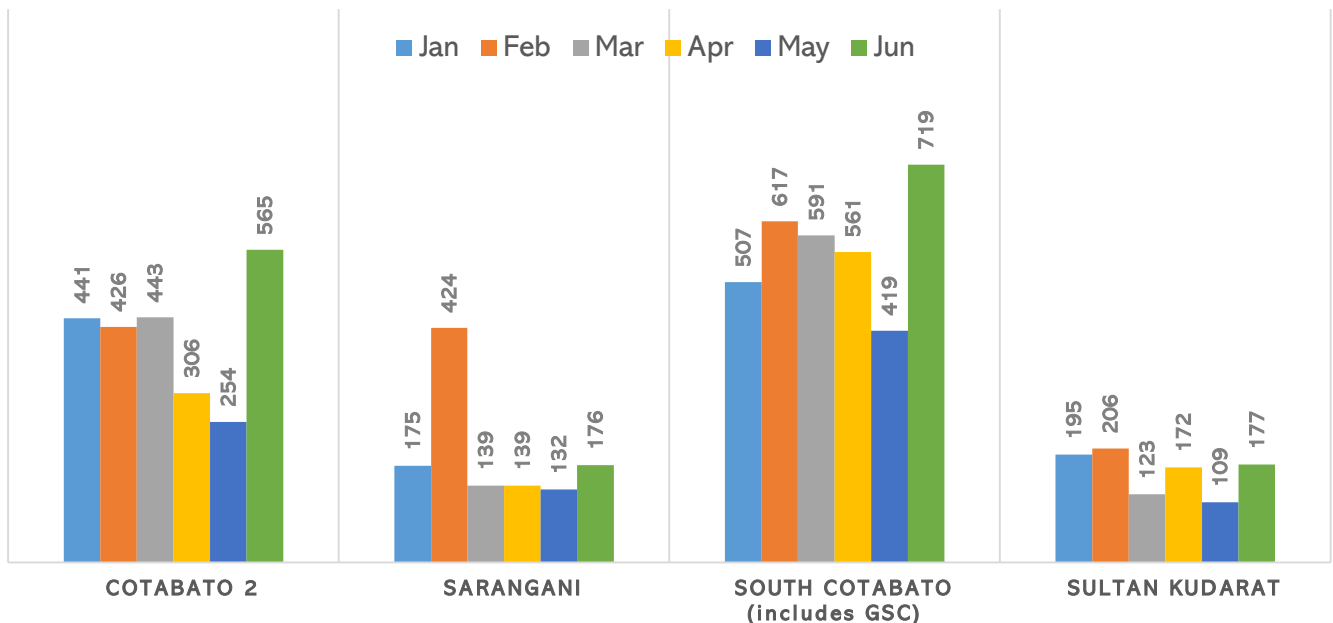


Monthly and Daily Marriages

February emerged as the most preferred month for marriages, accounting for 20.87%, closely followed by June at 20.42%. In contrast, May was the least popular month for marriages, with the lowest percentage at 11.40%.

Regarding daily averages, February and June recorded the highest numbers of registered marriages, averaging 59.75 and 54.57 marriages per day, respectively. Across the first semester of 2023, there was an average of 1,336 registered marriages per month, translating to approximately 44 marriages per week or a maximum of 6 registered marriages per day (see Figure 3 and Table 1).

Figure 4. Total Registered Live Births by Province, Month and Usual Residence of Mother, SOCCSKSARGEN: First Semester 2023



Note: Figure are not adjusted for under-registration.
 Source: Philippine Statistics Authority, Civil Registration Service, Vital Statistics Division
 (Provisional as of 30 April 2024)





REPUBLIC OF THE PHILIPPINES
PHILIPPINE STATISTICS AUTHORITY
SOCCKSARGEN REGION

Table 1. Number of Registered Marriages by Month, by Place of Occurrence, Philippines: January To June 2023
(Provisional as of 30 April 2024)

PLACE OF OCCURRENCE	Total	Month of Occurrence					
		January	February	March	April	May	June
REGION XII (SOCCKSARGEN) ¹	8,016	1,318	1,673	1,296	1,178	914	1,637
Percent Distribution	100	16.4	20.9	16.2	14.7	11.4	20.4
Daily Average	44	43	60	42	39	29	55
Daily Index	100	96.0	134.9	94.4	88.7	66.6	123.2
COTABATO ²	2,435	441	426	443	306	254	565
SARANGANI	1,185	175	424	139	139	132	176
SOUTH COTABATO	3,414	507	617	591	561	419	719
SULTAN KUDARAT	982	195	206	123	172	109	177

Source: Philippine Statistics Authority, Civil Registration Service, Vital Statistics Division

Note: Figures are results of actual registration without any adjustment for under registration.

¹ Excludes the City of Cotabato

² Includes the 63 barangays in the province of Cotabato that are now part of the 8 area clusters in BARMM as data by barangay are not available



2nd Floor, JYSL Annex Building, Balmores Street, Brgy. Zone II,
 City of Koronadal, South Cotabato 9506
 Telefax: (083)-554-7249; (083)-825-2830
 E-mail: rso12@psa.gov.ph
<https://rso12.psa.gov.ph>



Explanatory Notes

The data on marriages presented here were obtained from the Certificate of Marriage (Municipal Form No. 97) that were registered at the Office of the City/Municipal Civil Registrars all throughout the country and forwarded to the Philippine Statistics Authority – Civil Registration Service. The data presented herein are events that occurred from January 2022 to June 2022 and January 2023 – June 2023.

Note: Figures are results of actual registration without any adjustment of under-registration

Definition of Terms

Marriage is a special contract of permanent union between a man and a woman entered into in accordance with law for the establishment of conjugal and family life.

Civil Registration is a recording of vital acts and events in the civil registers and the resulting documents are called vital events.

Vital Acts and Events includes births, deaths, marriages and all such events that have something to do with an individual's entrance and departure from life together with the changes in civil status that may occur to a person during his/her lifetime.

Place of occurrence refers to the place where the vital event took place.

Approved for Release:


ATTY. MAQTAHAR L. MANULON, CESO V
Regional Director

For inquiries, please contact:

SHYLA MARIE M. DETICIO / EM L. GAYOSA
Civil Registration and Administrative Support Division, PSA – RSSO XII
Telephone Number (083) 554-7249

