




SPECIAL RELEASE

SOCCKSARGEN Region's Population Hits 4.5 Million (Based on the 2015 POPCEN Results)

Date of Release: 08 August 2018
Reference No. 2018-R12SR-008



From 4,109, 571 people in 2010, SOCCSKSARGEN Region's population has ballooned to 4,545,276 persons in 2015. The region's population grew at an average rate of 2.3 percent yearly from 2000 to 2015 or an addition of about 88,207 persons annually from 3,222,169 individuals in 2000.

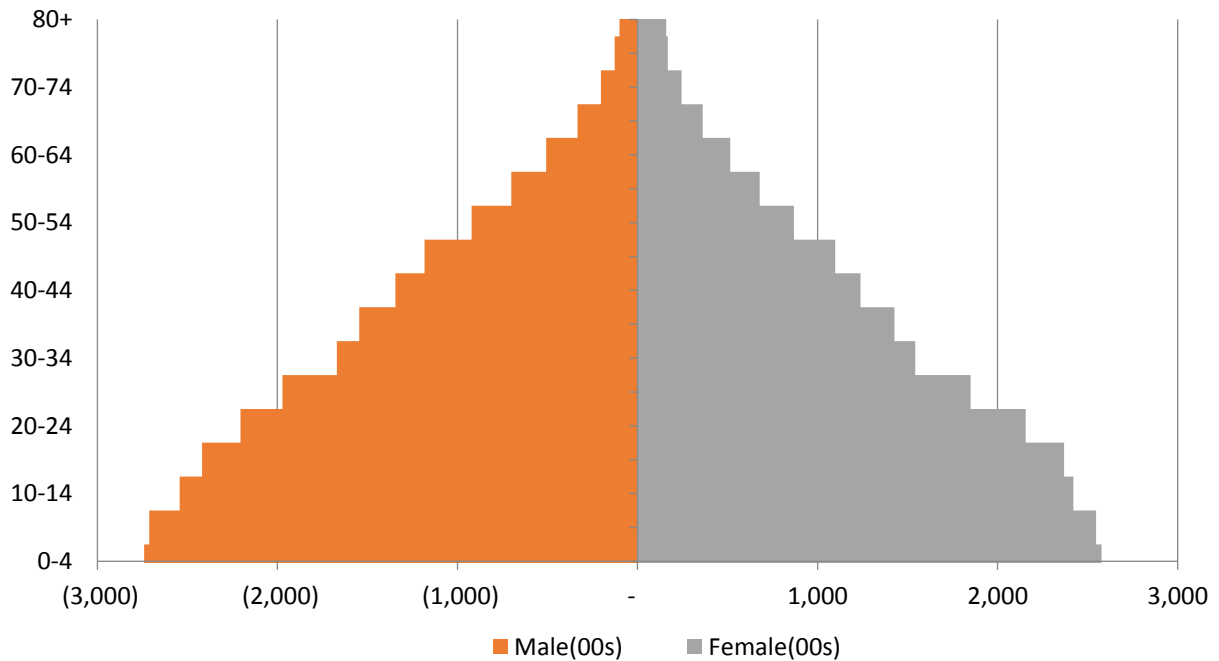
Males continued to exceed the number of females. In 2015, Males constituted 51.1 percent and females, 48.9 percent.

Table 1. Total Population by Sex and Province/City, SOCCSKSARGEN Region : 2015

PROVINCE/CITY	BOTH SEXES	MALE	FEMALE
COTABATO CITY	299,438	146,934	152,504
GENERAL SANTOS CITY (DADIANGAS)	594,446	299,899	294,547
COTABATO (NORTH COTABATO)	1,379,747	707,703	672,044
SARANGANI	544,261	282,583	261,678
SOUTH COTABATO	915,289	468,628	446,661
SULTAN KUDARAT	812,095	417,397	394,698
REGION XII (SOCCSKSARGEN REGION)	4, 545, 276	2, 323, 144	2, 222, 132

Among the four (4) provinces in the region, North Cotabato, had the highest population at 1,379,747 persons. It constituted 30.4 percent of the region's total population. More than half (51.3%) were males and 48.7 percent were females. South Cotabato was next at 20.1 percent with 915,289 persons. Sultan Kudarat had 812, 095 persons and Sarangani, 544, 261 persons.

Figure 1. Total Population By Sex, SOCCSKSARGEN Region : 2015



Source: Philippine Statistics Authority, 2015 Census of Population

In 2015, there were more males than females in the region at 105 males for every 100 females. Males outnumbered females in the four (4) provinces of the region. Cotabato City, on the contrary, had more females than males.

The highest number of male was recorded in Cotabato Province with a share of 30.5 percent of the total male population in the region. In terms of proportion however, the biggest share was noted in Sarangani at 51.9 percent.

Region XII has a relatively young population as shown by the broad base of the pyramid. The population 14 years old and below comprised 40 percent of the population in both women and men. The population of those belonging to 65 years and over in both sexes constituted a very small proportion of the total population.



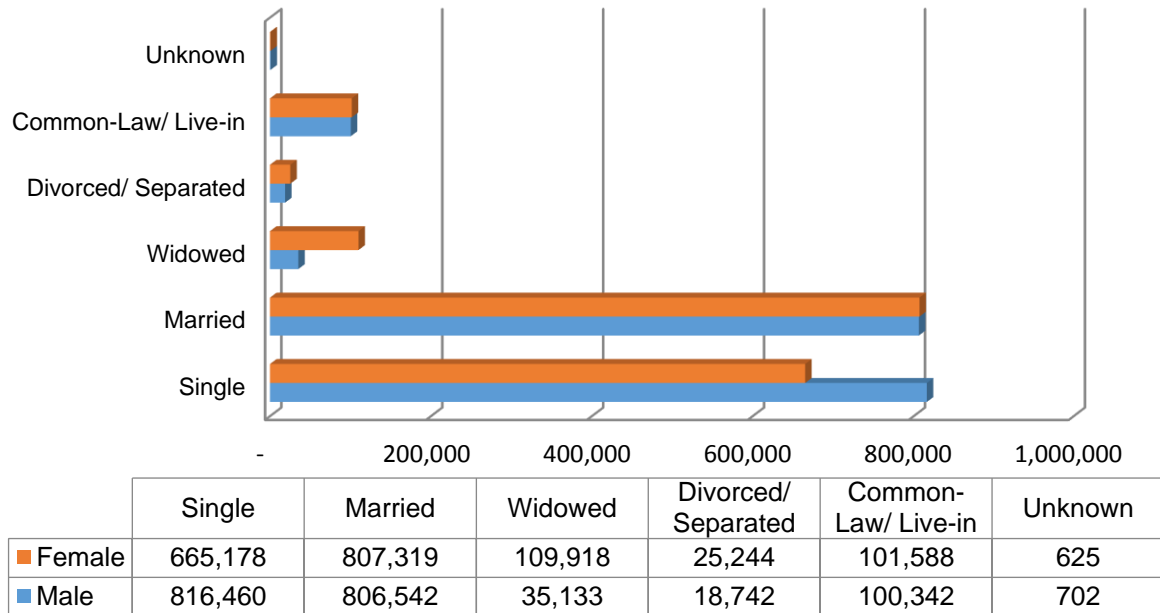
105



100

Sex Ratio

Figure 1. Total Population, 10 Years Old and Over By Age Group, Marital Status and Sex, SOCCSKSARGEN Region: 2015




Source: Philippine Statistics Authority, 2015 Census of Population



Of the 3,487,793 population 10 years old and over in the region, about 46.3 percent were married. Of which, 50.0 percent were males and 49.98 percent were females. About 14.4 percent of the married persons belonged to the age group 35-39 years old.

Single persons numbered 1,481,638 or about 42.5 percent of the total population 10 years old and over. Males constituted 55.1 percent and females, 44.9 percent. Single males represented 62.7 percent of the single persons aged below 20 years old.



Common law/live-in persons numbered 201,930 persons or about 5.8 percent of the total population 10 years old and over. The highest number of live-in persons was noted in the age range 20-24 years old, around 58.1 percent of them were females.

Furthermore, 77.6 percent in the age group 60-64 years old were widowed females. Around 1.3 percent were divorced/separated.



Republic of the Philippines
Philippine Statistics Authority
SOCCKSARGEN REGION

TABLE 2. Household Population 5 to 24 Years Old Who Were Currently Attending School by Age Group and Sex, SOCCSKSARGEN Region: 2015

Age Group	Household Population 5 to 24 Years Old			Household Population 5 to 24 Years Old Who Were Currently Attending School		
	Both Sexes	Male	Female	Both Sexes	Male	Female
REGION XII - SOCCSKSARGEN						
Total	1,930,573	984,415	946,158	1,304,813	659,709	645,104
5 - 9	525,705	271,157	254,548	483,501	248,513	234,988
10 - 14	495,560	253,885	241,675	465,697	235,769	229,928
15 - 19	475,717	240,401	235,316	288,647	141,355	147,292
20 - 24	433,591	218,972	214,619	66,968	34,072	32,896

Source: Philippine Statistics Authority, 2015 Census of Population



The total household population ageing 5 to 24 years old in SOCCSKSARGEN Region reached 1,930,573 persons.

About 67.6 percent of the household population were currently attending school; 50.6 percent were males and 49.44 percent were females.



Of the total household population who were currently attending school, 37.1 percent belonged to the age group 5-9 years old; 10-14 years old (35.69%); 15-19 years old (22.12%); and 5.13 percent were 20-24 years old.

Females dominated the age group 15-19 years old.



Approved for release:

Maqtahar L. Manulon
ATTY. MAQTAHAR L. MANULON, CESE
 Regional Director, PSA RSSO XII

