



SPECIAL RELEASE

VOLUME AND VALUE OF IMPORTED AND EXPORTED GOODS, SOCCSKSARGEN REGION: JANUARY 2021

Date of Release: **17 November 2021**
Reference No. **R12-SR2021-042**

Merchandise Trade

SOCCSKSARGEN Region's export income amounting to US\$86,156,258.00 rose by 14.5 percent in January 2021 from US\$75,241,979.00 in the same month in 2020. The total volume of export commodities increased to 79,239,133 kilograms in 2021 from 65,242,617 kilograms the January 2020.

Import expenditures went up by 6.8 percent to US\$62,174,063.00 in 2021 from US\$58,201,311.00 in the same month of 2020. Imported goods weighed 114,226,271 kilograms in 2021 from 109,658,968 kilograms in 2020.

Table 1: Volume and Value of Imported and Exported Goods,
SOCCSKSARGEN Region: January 2020 and 2021

	Imports		Exports	
	Jan-21	Jan-20	Jan-21	Jan-20
Free-on-Board (FOB) Value (in USD)	62,174,063.00	58,201,311.00	86,156,258	75,241,979
Year-on-year Growth Rate	6.8		14.5	
Volume (in kilograms)	114,226,271	109,658,968	79,239,133	65,242,617
Year-on-year Growth Rate	4.2		21.5	

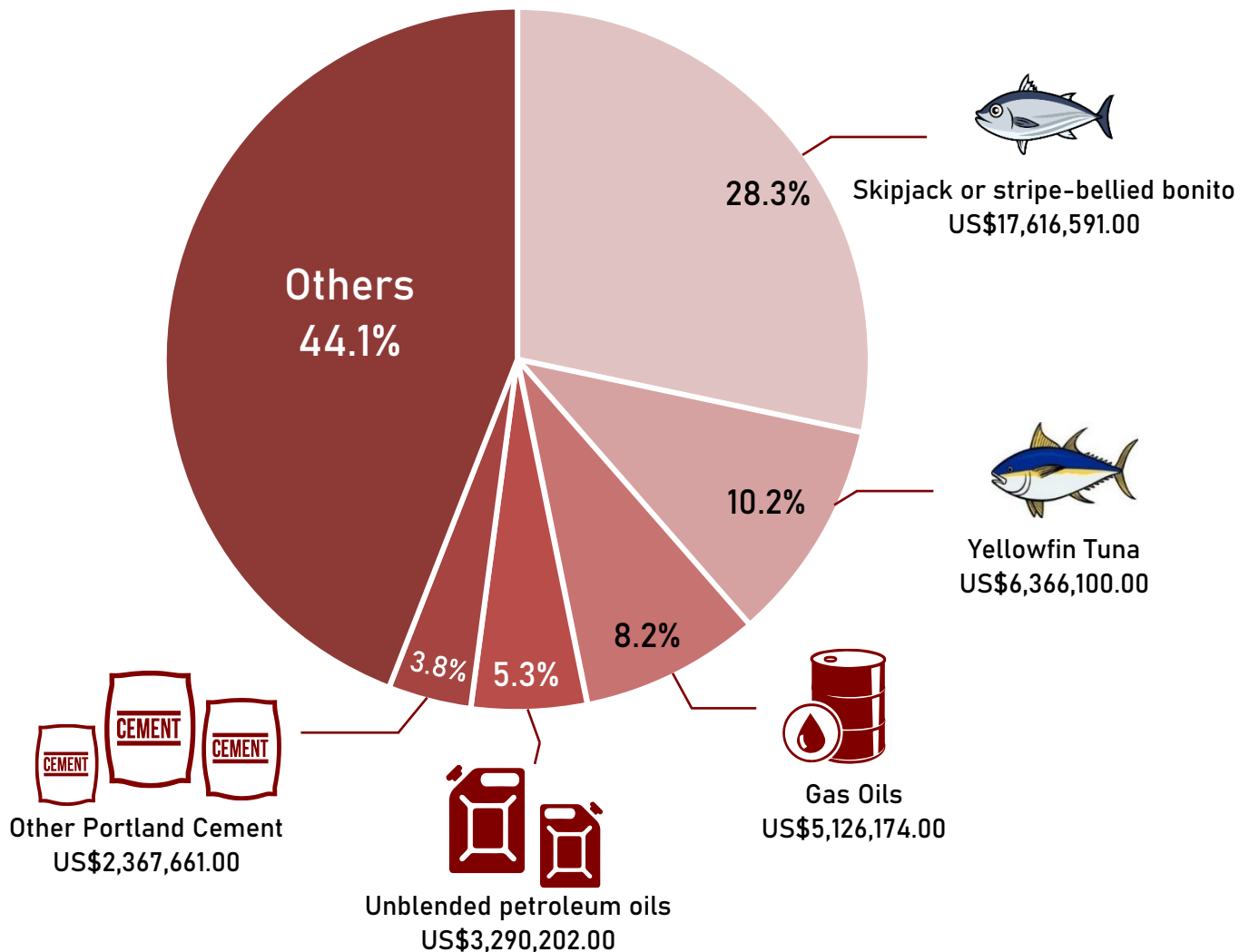
Source: Philippine Statistics Authority

Import Goods

Skipjack or stripe-bellied bonito became the highest share at 28.3 percent among the import commodities in terms of Free-On-Board (FOB) value at US\$17,616,591.00, followed by *Yellowfin Tuna* at US\$6,366,100.00 (10.2%), *Gas Oils* at US\$5,126,174.00 (8.2%), *Unblended Petroleum oils and oils obtained from bituminous minerals, other than crude* at US\$ 3,290,202.00 (5.3%), and *Other Portland Cement* at US\$ 2,367,661.00 (3.8%).



Figure 1: Distribution of Top Five (5) Imported Commodities Based on FOB Value, SOCCSKSARGEN Region: January 2021



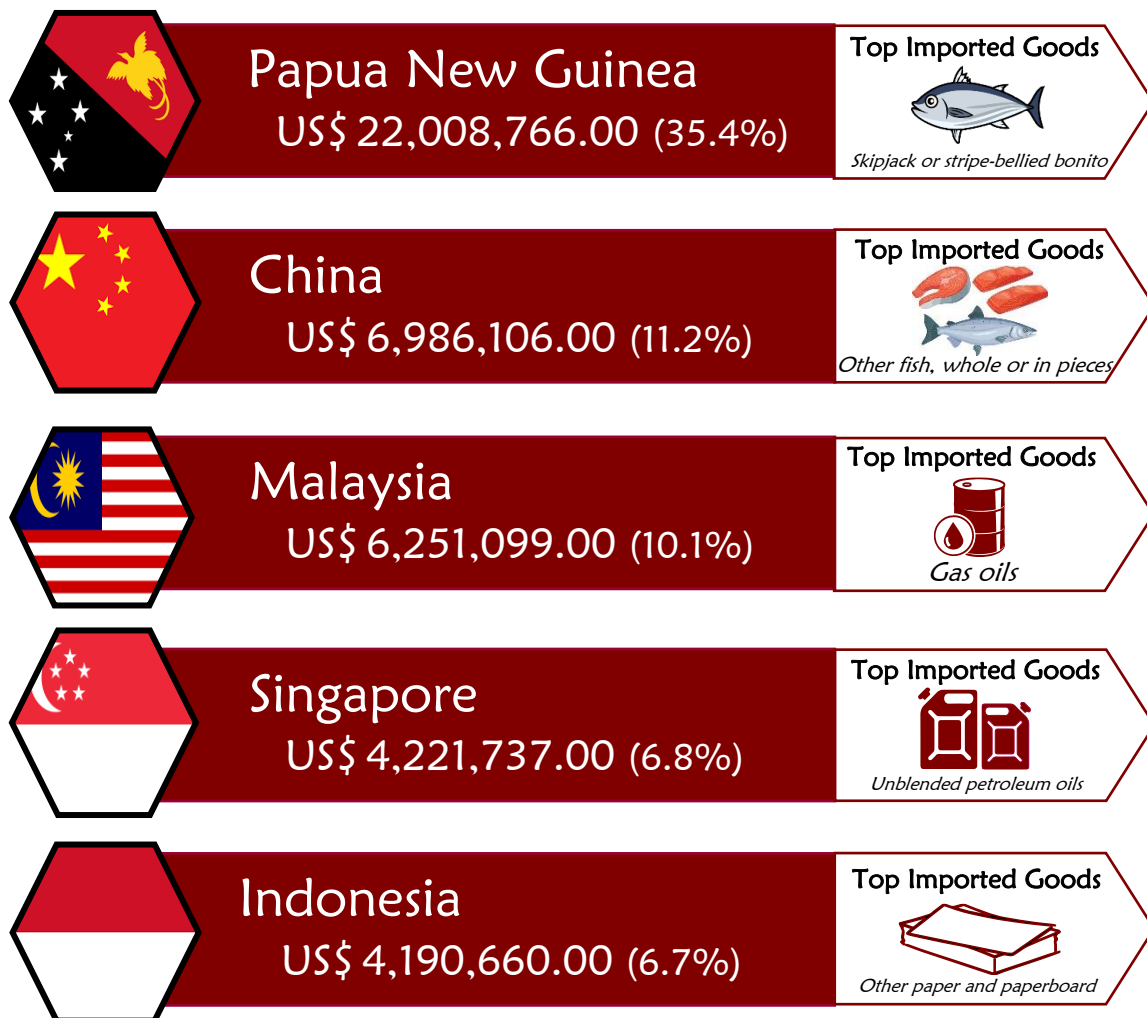
Source: Philippine Statistics Authority

Imports by Country of Origin

The region's biggest import supplier was *Papua New Guinea* amounting to US\$ 22,008,766.00 accounting for 35.4% of the total import value. *China* was second at US\$6,986,106.00 (11.2%); *Malaysia* at US\$6,251,099.00 (10.1%); *Singapore* at US\$ 4,221,737.00 (6.8%); and *Indonesia* at US\$ 4,190,660.00 (6.7%).

The top import goods from Papua New Guinea in terms of FOB value were *Skipjack or striped-bellied bonito*. From China, *other fish, whole or in pieces, but not minced*; Malaysia, *Gas oils*; Singapore, *Unblended Petroleum oils and oils obtained from bituminous minerals, other than crude*; and Indonesia, *other paper and paperboard, not containing fibres obtained by a mechanical or chemi-mechanical process or of which not more than 10% by weight of the total fibre content consists of such fibres* (Figure 2).

Figure 2: Top Five (5) Source Countries for SOCCSKSARGEN Region's Imports, Based on FOB Value: January 2021

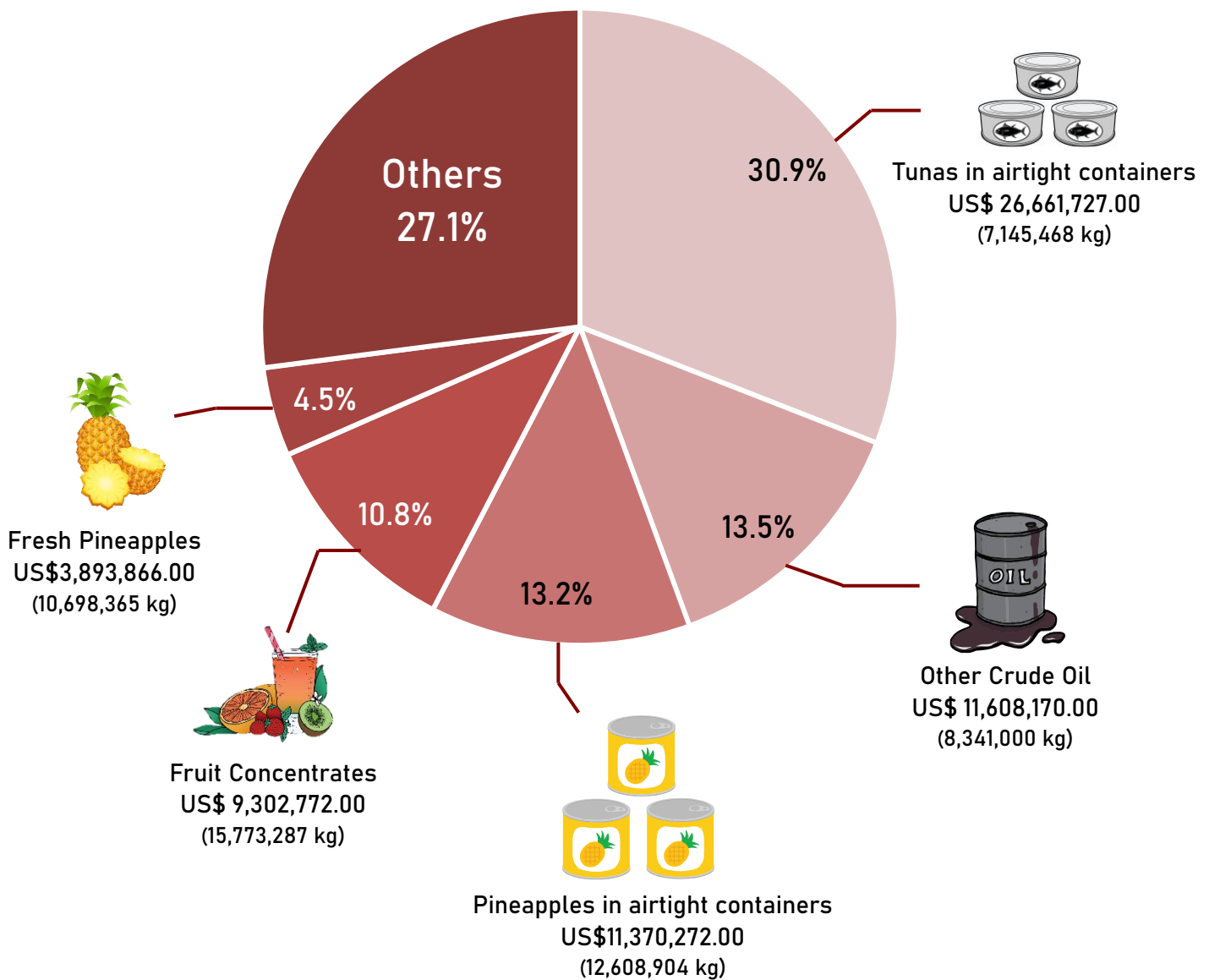


Source: Philippine Statistics Authority

Export Goods

The top 5 export commodities in terms of FOB value are *Tunas in air tight container*, *Other Coconut Oil*, *Pineapples in airtight containers*, *Concentrates*, and *Fresh Pineapples*. Export sales for *Tuna* amounted to US\$ 26,661,727.00 (30.9%), followed by *Other Coconut Oil* at US\$ 11,608,170.00 (13.5%); *Pineapples in airtight containers*, US\$ 11,370,272.00 (13.2%); *Concentrates*, US\$ 9,302,772.00 (10.8%); and, *Fresh Pineapples*, US\$ 3,893,866.00 (4.5%) (Figure 3).

Figure 3: Distribution of Top Five (5) Exported Commodities Based on FOB Value
SOCCSKSARGEN Region: January 2021



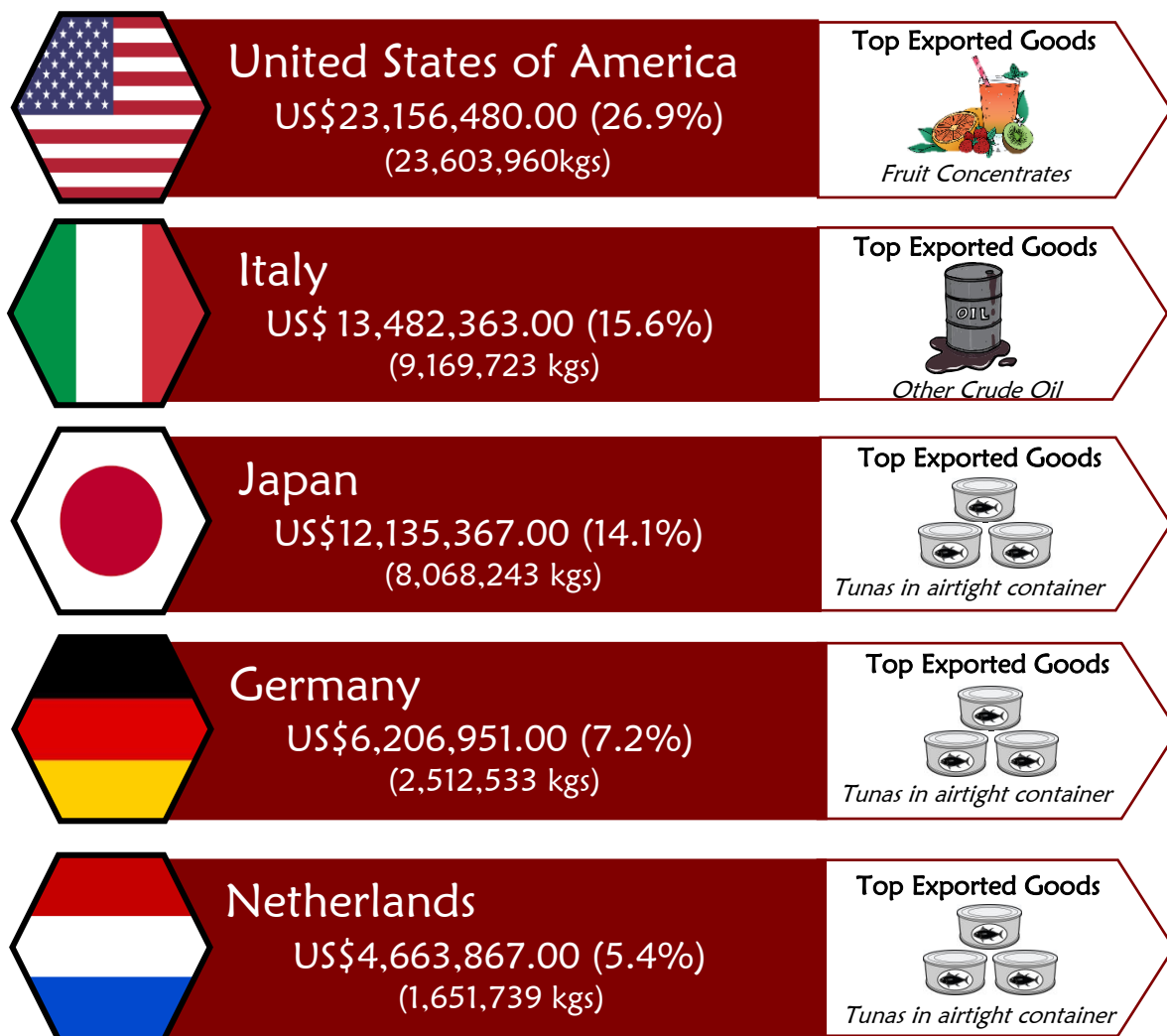
Source: Philippine Statistics Authority

Exports by Country of Destination

The top destination of SOCCSKSARGEN Region's export commodities was *United States of America* at US\$23,156,480.00 weighing 23,603,960 kilograms with a share of 26.9%, followed by Italy at US\$13,482,363.00 (15.6%); Japan at US\$12,135,367.00 (14.1%); Germany at US\$6,206,951.00 (7.2%); and Netherlands at US\$ 4,663,867.00 (5.4%).

The top commodities exported to the USA include Fruit Juices (other concentrates) and in Italy, Other Crude Oil. Tunas in airtight container were the top exported goods in Japan, Germany, and New Zealand.

Figure 4: Top Five (5) Destination Countries for SOCCSKSARGEN Region's Exports Based on FOB Value
January 2021



Source: Philippine Statistics Authority



Republic of the Philippines
Philippine Statistics Authority
SOCCSKSARGEN REGION

Approved for Release:

ATTY. MAQTAHAR L. MANULON, CESO V
Regional Director

For inquiries, please contact:

MA. EILEEN A. BERDEPRADO/NORJAHNA M. HADJINOR
Statistical Operations and Coordination Division, PSA-RSSO XII
Telephone Number (083) 825-2830



JYSL Bldg., Balmores St., Zone II, Koronadal City, South Cot.
Telefax: (083) 554-7249, Telephone: (083) 825-2830
E-mail: psadose@gmail.com
<https://rso12.psa.gov.ph>