

Date Release: 10 July 2018

Reference No. : 65R12-SR2018-01

Construction Statistics from Approved Building Permits Sultan Kudarat Province, First Quarter 2018

Total number of building construction up by 16.90 percent during the First Quarter of 2018

The total number of construction in Sultan Kudarat Province for the First Quarter of 2018 based on approved building permits had increased by 16.90 percent, an addition of 12 building units from 71 existing structures recorded during the same period in 2017. The total value of construction amounted to PHP938.39 million, an increase of 747.38 percent from PHP110.74 million during the First Quarter of 2017. Likewise, the total floor area posted 130.29 percent increase from 16,243 square meters to 37,406 square meters during the reference period.

Figure 1 presents the construction statistics of Sultan Kudarat Province based on approved building permits during the First Quarter of 2018 and 2017.

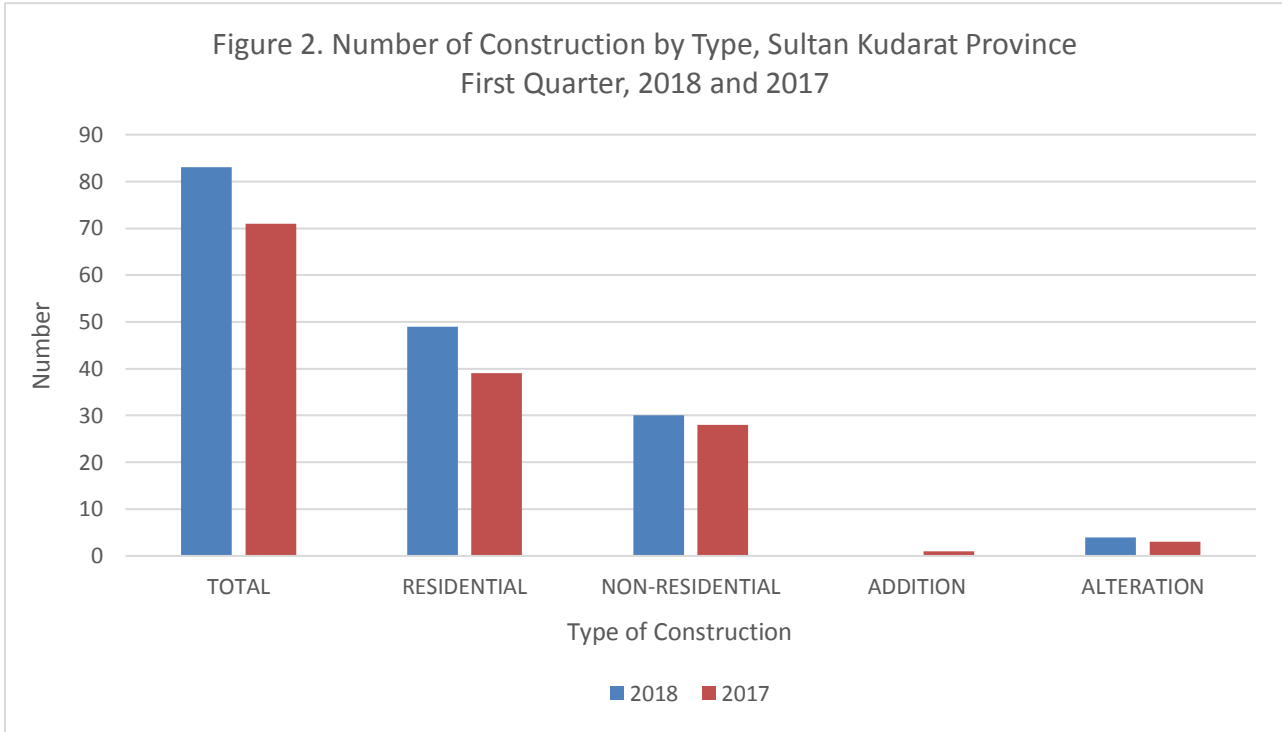
Type of Construction	First Quarter 2018			First Quarter 2017		
	Number	Floor Area (sq.m.)	Value (Php 1,000)	Number	Floor Area (sq.m.)	Value (Php 1,000)
Total	83	37,406	938,393	71	16,243	110,740
Residential	49	3,280	22,669	39	2,825	19,636
Non-Residential	30	34,126	907,849	28	13,154	85,428
Addition	-	-	-	1	264	1,596
Alteration & Repair	4	-	7,875	3	-	4,078

Source: Philippine Statistics Authority, Construction Statistics from Approved Building Permits

Note: Details may not add-up to total due to rounding

Residential-type buildings recorded the highest share with 49 approved building permits or 59.04 percent share of the total, followed by Non-residential type with 36.14 percent share, and Alteration & Repair, at 4.82 percent.

Figure 2 compares the number of construction in Sultan Kudarat Province by type for the First Quarter of 2018 and 2017.



Source: Philippine Statistics Authority, Construction Statistics from Approved Building Permits

Total number of approved residential and non-residential types of building construction increases

The number of approved building permits for residential type of construction went up by 25.64 percent, from 39 constructions reported during the First Quarter of 2017 to 49 buildings same quarter in 2018. On the other hand, non-residential type buildings posted an increase of 7.14 percent from 28 to 30 building constructions.

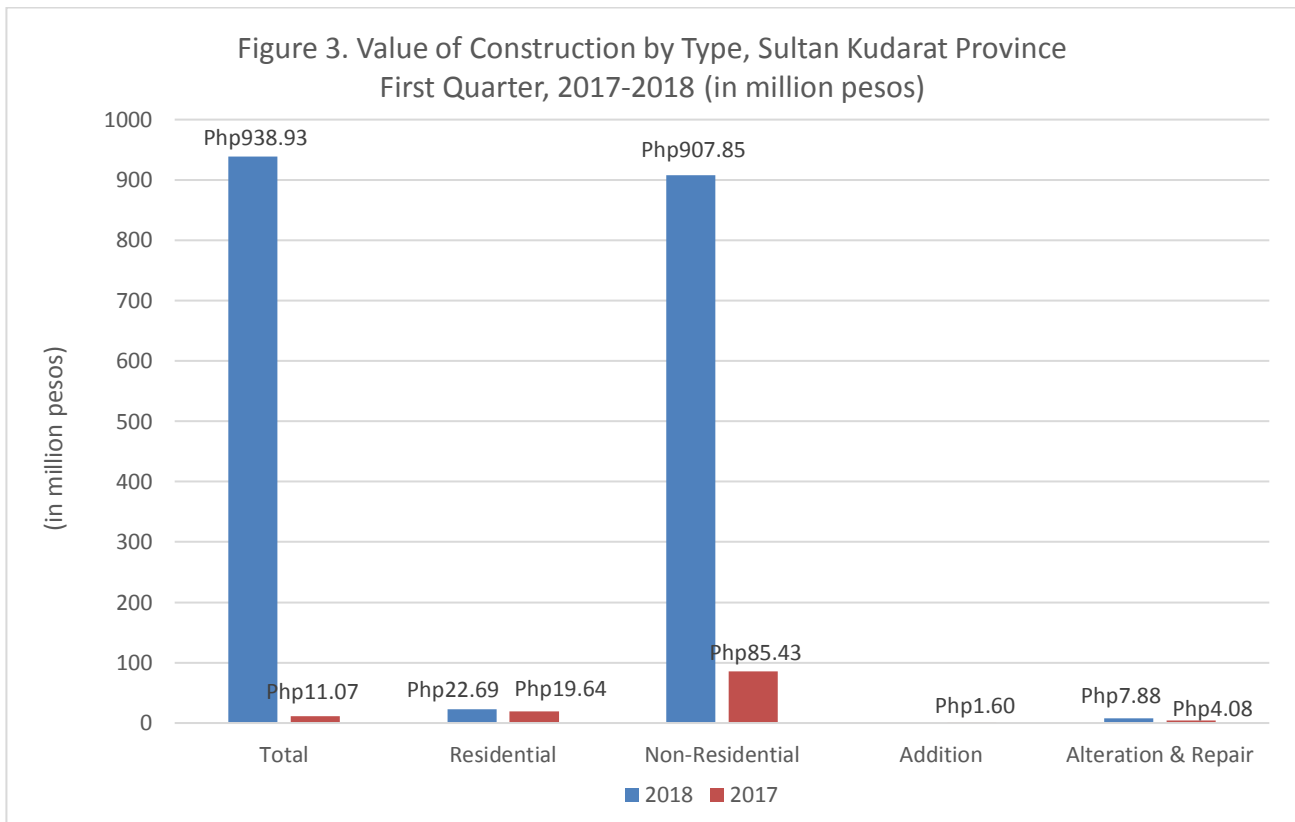
Total value of constructions increased by 747.38 percent

The total value of construction in Sultan Kudarat Province during the First Quarter of 2018 estimated at PHP938.39 million, increased by 747.38 percent compared to PHP110.74 million recorded during the First Quarter of 2017.

Residential type of construction valued at PHP22.67 million increased by 15.45 percent from PHP19.64 million recorded in the first quarter of 2017. Meanwhile, non-residential type construction

amounting to PHP907.85 million, up by 962.71 percent compared with the PHP85.43 million construction value recorded during the same quarter in 2017. Value of alteration and repair of buildings based on approved building permits posted an increase of 93.11 percent from PHP4.08 million to PHP7.88 million during the period under review.

Figure 3 compares the value of constructions by type for Sultan Kudarat Province during the First Quarter of 2018 and 2017.



Source: Philippine Statistics Authority, Construction Statistics from Approved Building Permits

Average cost per square meter of residential type of construction was recorded Php 6,911.28

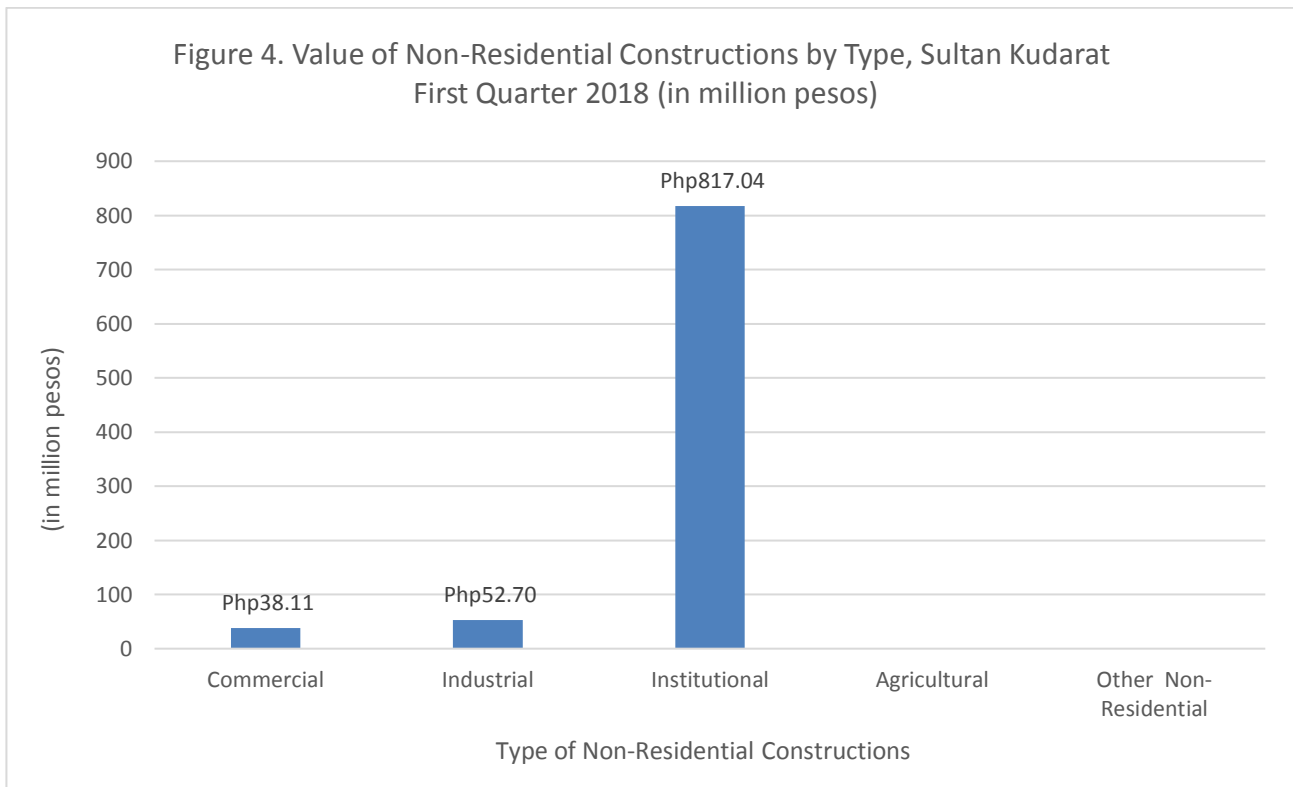
Residential construction valued at PHP22.67 million had a total floor area of 3,280 square meters or an average cost of PHP6,911.28 per square meter. All residential constructions reported for the first quarter of 2017 are single-type houses.

Average cost per square meter of non-residential type of construction was recorded Php 26,602.85

Average cost of non-residential construction per square meter amounted to PHP26,602.85 during the First Quarter of 2018 which was 962.71 percent higher than the PHP6,494.45 recorded value during the same quarter of 2017. Among non-residential constructions, commercial-type posted the highest number of constructions at 16, followed by institutional-type buildings with 10 constructions,

and industrial-type with 4 building constructions.

Figure 4 presents the value of non-residential constructions in Sultan Kudarat Province by type for First Quarter 2018.



Source: *Philippine Statistics Authority, Construction Statistics from Approved Building Permits*

Commercial-type building constructions declined to 16 projects from 19 during the first quarter of 2018, a decrease of 15.79 percent. Construction value for this type was estimated at Php38.11 million with a total floor area of 4,465 square meters or an average cost of PHP8,535.72 per square meter. Likewise, industrial-type buildings recorded 4 building constructions amounted to PHP52.70 million with a total floor area of 4,490 square meters or an average cost per square meter of PHP11,763.53. Institutional-type building constructions doubled to 10, from 5 constructions during the First Quarter of 2017. This type of construction valued at PHP817.04 million with a total floor area of 25,171 square meters posted an average cost per square meter at PHP32,459.54 .

HERLITA G. CARAAN
Chief Statistical Specialist
PSA - Sultan Kudarat Province

Contact Persons:
SSS Jurilyn P. Abraham
AOI Ma. Ana Liza S. Mogan

Tel/Fax Number:
(064) 562-0452 / (064) 200-3254

Email Address:
psasultankudarat@gmail.com