



SPECIAL RELEASE

Construction Statistics from Approved Building Permits South Cotabato, First Quarter 2021

**Preliminary Results*

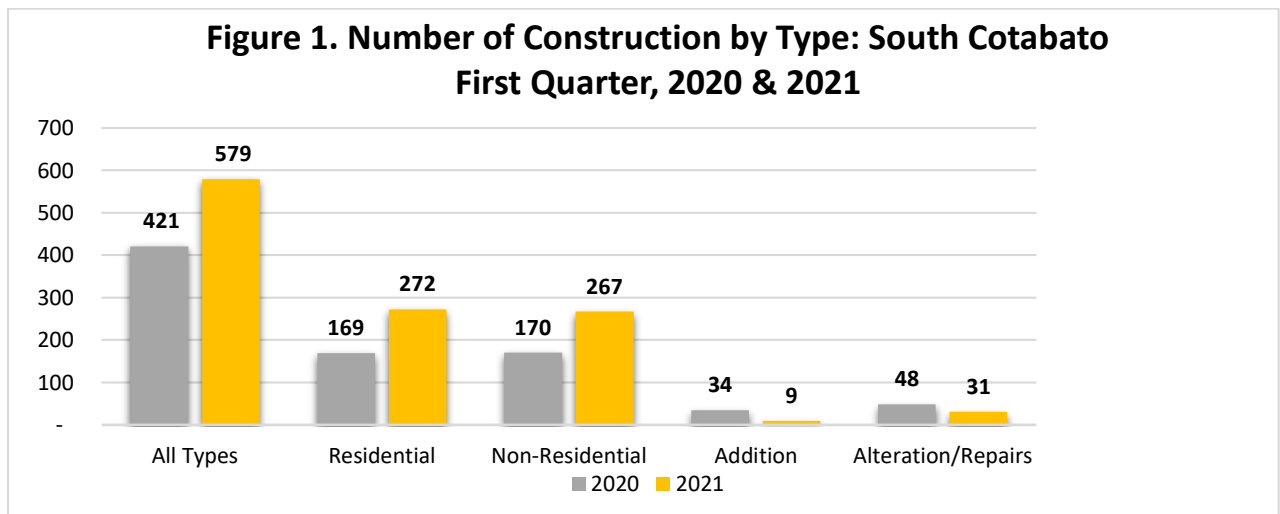
Date of Release: 30 August 2022

Reference No.: 2022 SR - R1263 – 004

The number of construction increases in the first quarter of 2021

The number of construction statistics for the first quarter of 2021 increases by 37.53 percent compared to those issued in the same period in 2020 based on the approved building permits. Residential construction posted a 60.95 percent increase from 169 to 272 projects while non-residential posted an increase of 57.06 percent from 170 to 267 were recorded this quarter.

Figure 1 compares the number of constructions by type for the first quarter of 2020 and 2021.

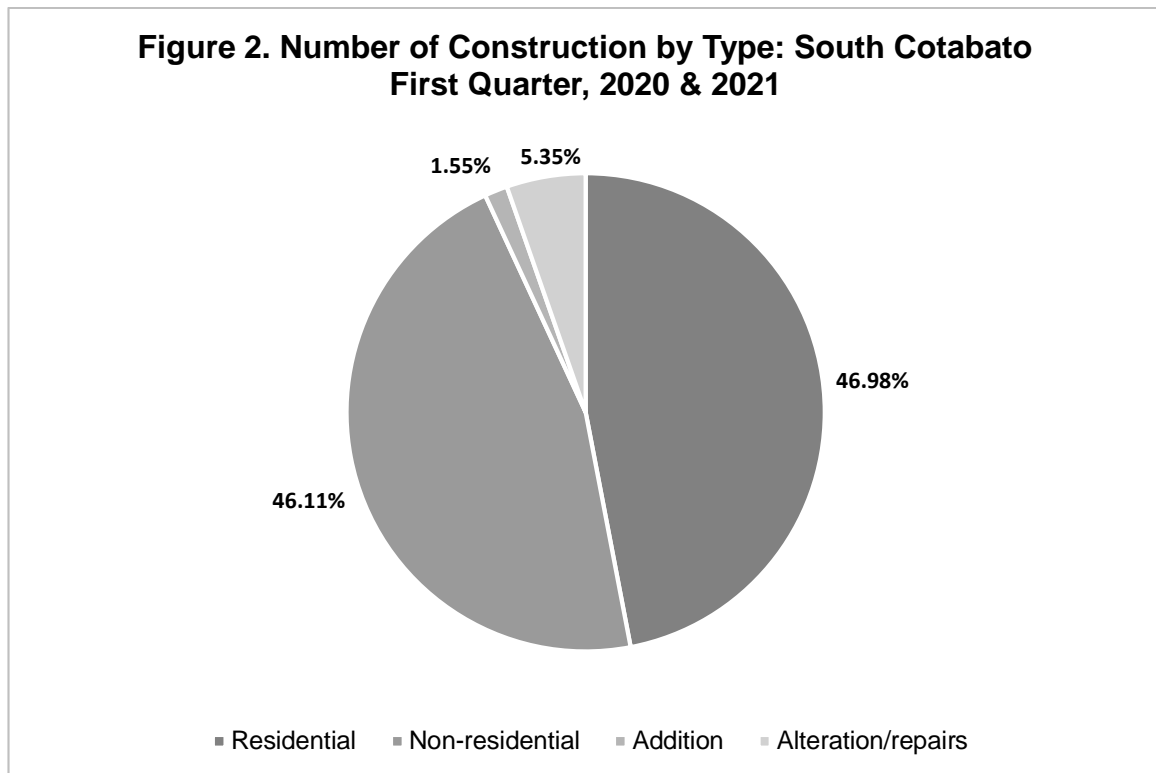


Source: Philippine Statistics Authority, Construction Statistics from Approved Building Permits

The province's total number of constructions generated from approved building permits for the first quarter of 2021 totalled to 579. Residential constructions recorded

the highest share with 272 approved building permits or 46.98 percent share of the total. This was followed by non-residential constructions with 267 or 46.11 percent, 31 alteration and repair (5.35 percent), and 9 addition to existing structures (1.55 percent).

Figure 2 shows the percentage share of number of constructions by type for the first quarter of 2021.



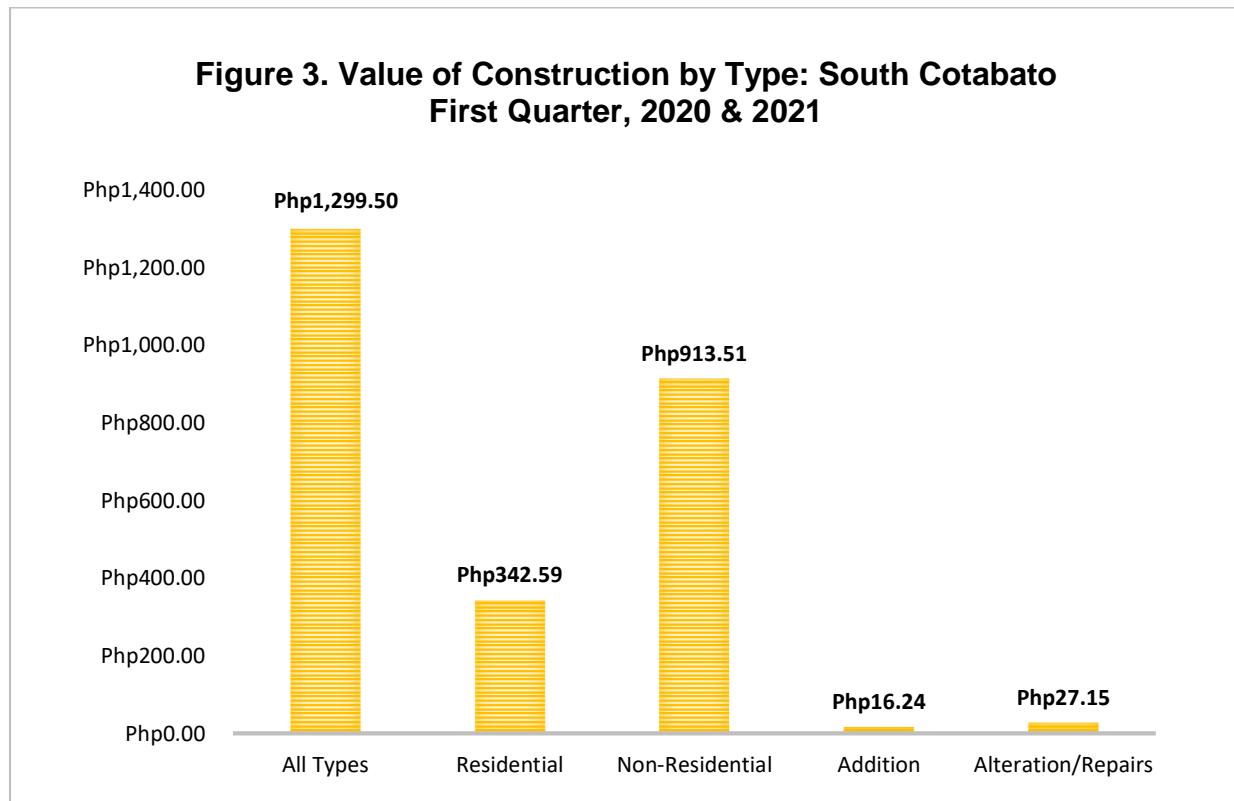
Source: Philippine Statistics Authority, Construction Statistics from Approved Building Permits

Total value of construction amounts to PHP 1,299.50 million

Total value of construction from approved building permits during the first quarter of 2021 amounted to PHP1,299.50 million, an increase of 40.64 percent from PHP923.98 million recorded during the same quarter in 2020.

Non-residential constructions had the highest total value of construction at PHP913.51 million or 70.30 percent of the total value of construction for the quarter, followed by residential constructions with a total value of PHP342.59 million or 26.36 percent. Construction value of alteration and repair was estimated at PHP27.15 million or 2.09 percent, and addition of existing structures was valued PHP16.24 million or 1.25 percent of the total construction value for the quarter.

Figure 3 shows the aggregate value of construction by type for the first quarter of 2021.



Sources: Philippine Statistics Authority, Construction Statistics from Approved Building Permits

Average cost of residential-type building is PHP 9,088 per square meter

Total value of residential construction in first quarter of 2021 was estimated at PHP342.59 million with a total floor area of 37,699 square meters, which translates to an average cost of PHP9,088 per square meters. This figure is lower than the average cost of PHP9,724 per square meter recorded in the same period in 2020.


Among the residential constructions, single-type houses recorded the most number with 255 constructions or 93.75 percent of the total. Total value of constructions for this type was estimated at PHP318.20 million with a total floor area of 34,216 square meters, resulting to an average cost of PHP9,300 per square meter.

Average cost of non-residential type building is PHP7,209 per square meter

Total value of non-residential construction in first quarter of 2021 was estimated at PHP913.51 million with a total floor area of 126,716 square meters, which translates

to an average cost of PHP7,209 per square meter. This figure is higher than the PHP6,822 per square meter in the same period in 2020.

Commercial-type building dominated all other types of non-residential constructions with 172 constructions or 64.42 percent of the total. Value of constructions for this type amounted to PHP335.53 million with a total floor area of 50,728 square meters or an average cost of PHP6,614 per square meter.


JILMAR F. GRECIA
Chief Statistical Specialist