



SPECIAL RELEASE

Construction Statistics from Approved Building Permits South Cotabato, First Quarter 2018

**Preliminary Results*

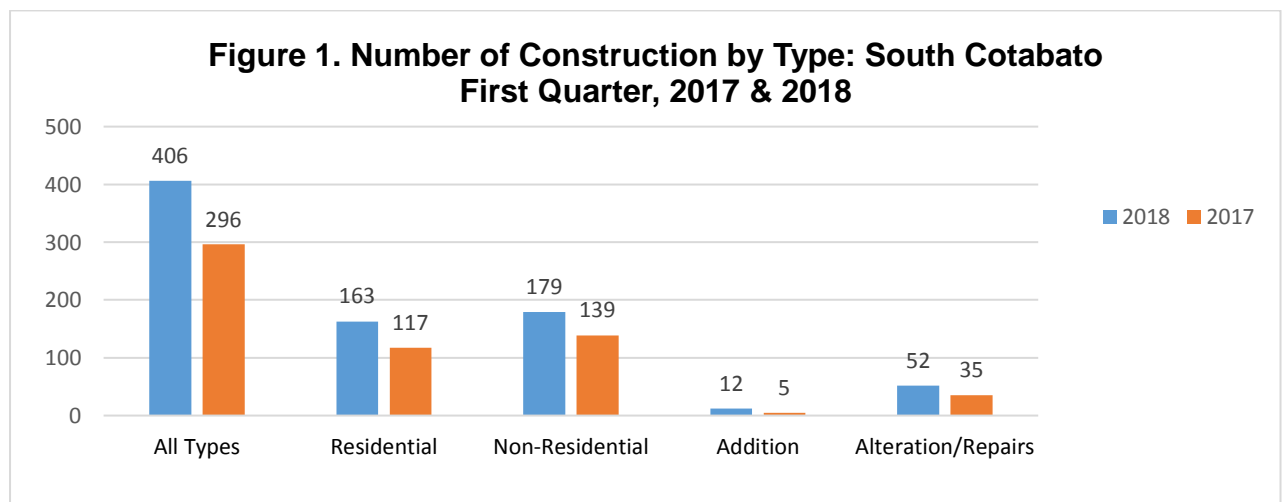
Date of Release: July 26, 2018

Reference No. 2018 - 020

The number of construction increases by 37.16 percent in the first quarter of 2018

The number of construction statistics for the first quarter of 2018 increased by 37.16 percent compared to those issued in the same period in 2017 based on the approved building permits. Residential construction posted 39.32 percent increase from 117 to 163 projects while non-residential posted an increase of 28.78 percent from 139 to 179. Alteration/repairs also increased by 48.60 percent while 12 additions to existing structures were recorded this quarter.

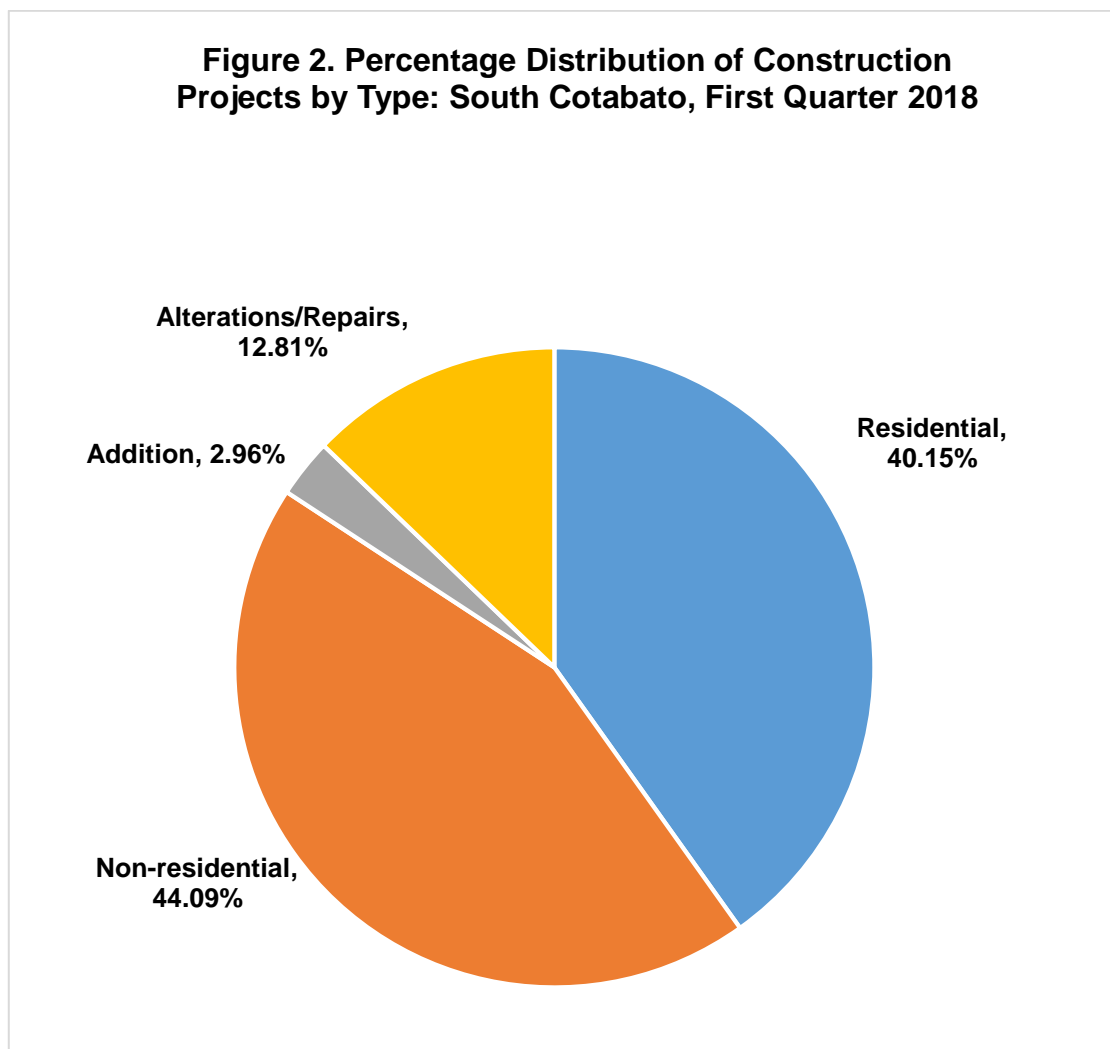
Figure 1 compares the number of constructions by type for the first quarter of 2017 and 2018.



Source: Philippine Statistics Authority, Construction Statistics from Approved Building Permits

The province's total number of constructions generated from approved building permits for the first quarter of 2018 totaled to 406. Non-residential constructions recorded the highest share with 179 approved building permits or 44.09 percent share of the total. This was followed by residential constructions with 163 or 40.15 percent, 52 alteration and repair (12.81 percent), and 12 addition to existing structures (2.96 percent).

Figure 2 shows the percentage share of number of constructions by type for the first quarter of 2018.



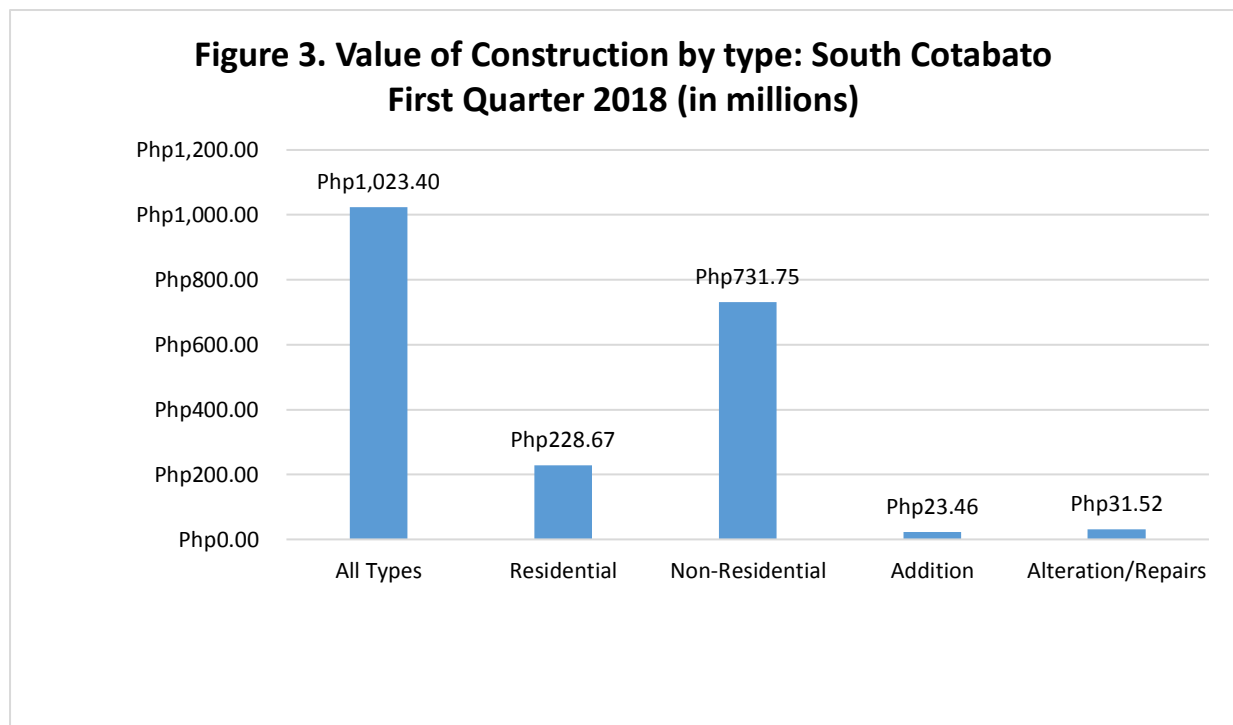
Source: Philippine Statistics Authority, Construction Statistics from Approved Building Permits

Total value of construction amounts to PHP1,023.40 million

Total value of construction from approved building permits during the first quarter of 2018 amounted to PHP 1,023.40 million, an increase of 63.16 percent from 627.22 million recorded during the first quarter in 2017.

Non-residential constructions had the highest total value of construction at PHP731.75 million or 71.50 percent of the total value of construction for the quarter, followed by residential constructions with a total value of PHP228.67 or 22.34 percent. Construction value of addition was estimated PHP23.46 million or 2.29 percent, and alteration and repair of existing structures was valued PHP31.51 million or 3.08 percent of the total construction value for the quarter.

Figure 3 shows the aggregate value of construction by type for the first quarter of 2018.



Sources: Philippine Statistics Authority, Construction Statistics from Approved Building Permits

Average cost of residential-type building is PHP8,908 per square meter


Total value of residential construction in first quarter of 2018 was estimated at PHP228.67 million with a total floor area of 25,671 square meters, which translates to an average cost of PHP8,908 per square meters. This figure is 3.31 percent lower than the average cost of PHP9,213 per square meter recorded in the same period in 2017.

Among the residential constructions, single-type houses recorded the most number with 140 constructions or 85.89 percent of the total. Total value of constructions for this type was estimated at PHP182.90 million with a total floor area of 20,153 square meters, resulting to an average cost of PHP9,075 per square meter.

Average cost of non-residential type building is PHP5,372 per square meter

Total value of non-residential construction in first quarter 2018 was estimated at PHP736.75 million with a total floor area of 137,140 square meters, which translates to an average cost of PHP5,372 per square meter. This figure is lower than the PHP8,352 per square meter in the same period in 2017.

Commercial-type building dominated all other types of non-residential constructions with 65.92 percent of the total. Value of constructions for this type amounted to PHP316.90 million with a total floor area of 41,020 square meters or an average cost of PHP7,725 per square meter.



JILMAR F. GRECIA
Chief Statistical Specialist
PSA South Cotabato