



SPECIAL RELEASE

Construction Statistics from Approved Building Permits South Cotabato, Fourth Quarter 2021

**Preliminary Results*

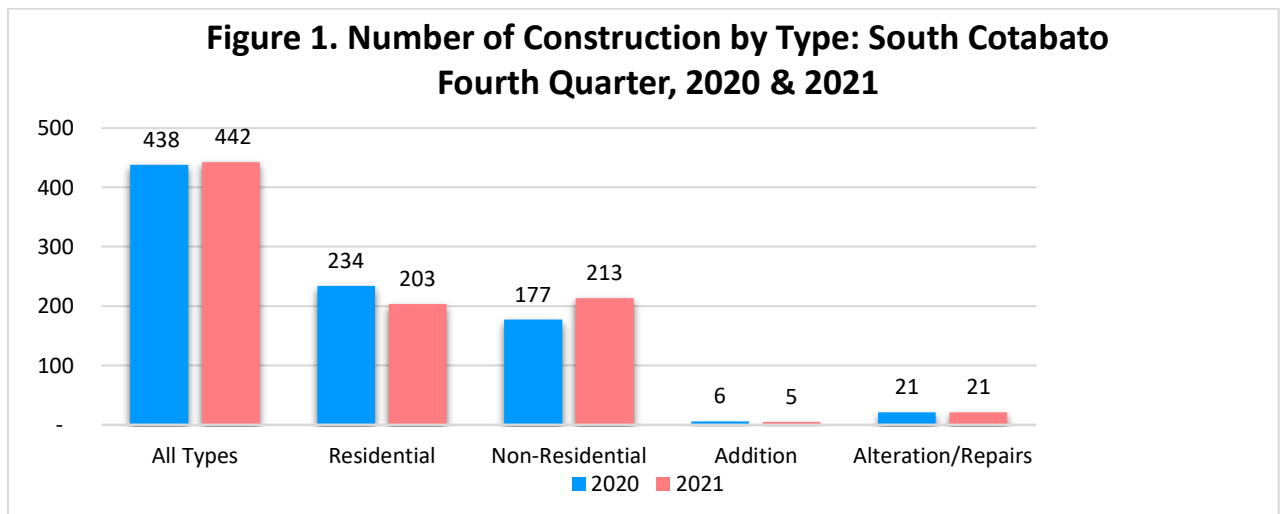
Date of Release: 30 August 2022

Reference No.: 2022 SR - R1263 – 007

The number of construction increases in the fourth quarter of 2021

The number of construction statistics for the fourth quarter of 2021 increases by 0.91 percent compared to those issued in the same period in 2020 based on the approved building permits. Residential construction posted a 13.25 percent decrease from 234 to 203 projects while non-residential posted an increase of 20.34 percent from 177 to 213 were recorded this quarter.

Figure 1 compares the number of constructions by type for the fourth quarter of 2020 and 2021.

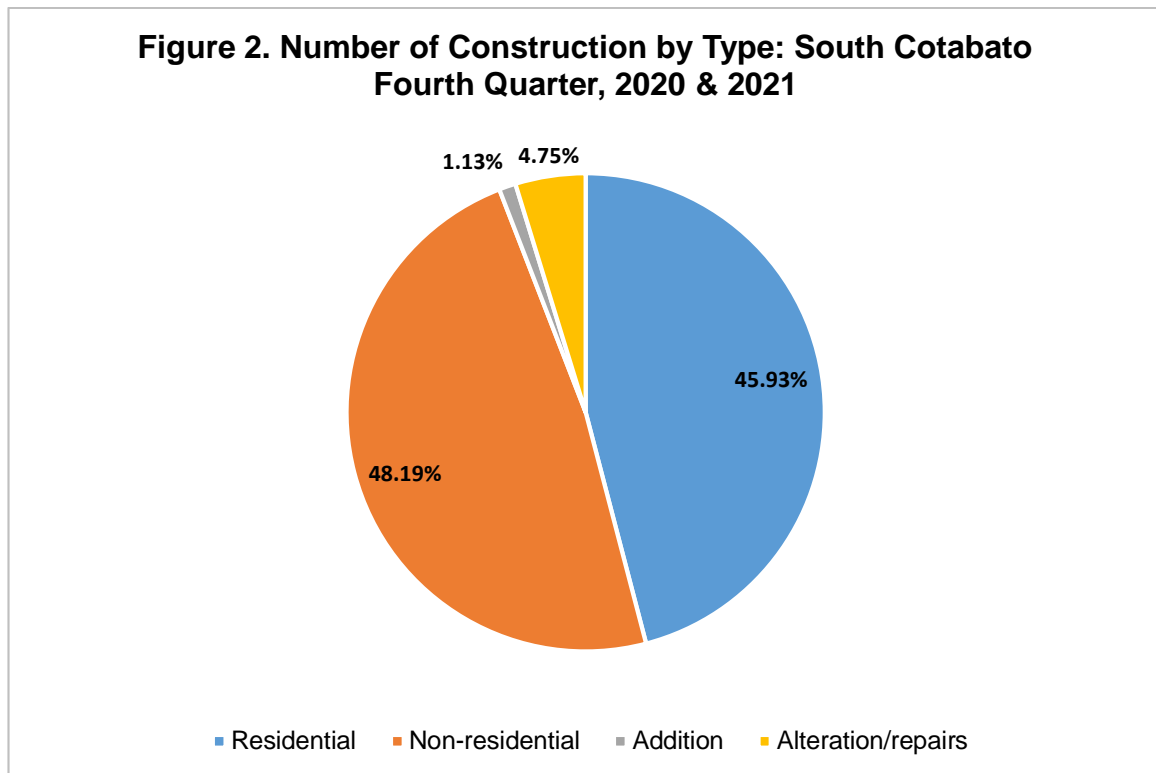


Source: Philippine Statistics Authority, Construction Statistics from Approved Building Permits

The province's total number of constructions generated from approved building permits for the fourth quarter of 2021 totalled to 442. Non-Residential constructions

recorded the highest share with 213 approved building permits or 48.19 percent share of the total. This was followed by residential constructions with 203 or 45.93 percent, 21 alteration and repair (4.75 percent), and 5 addition to existing structures (1.13 percent).

Figure 2 shows the percentage share of number of constructions by type for the fourth quarter of 2021.



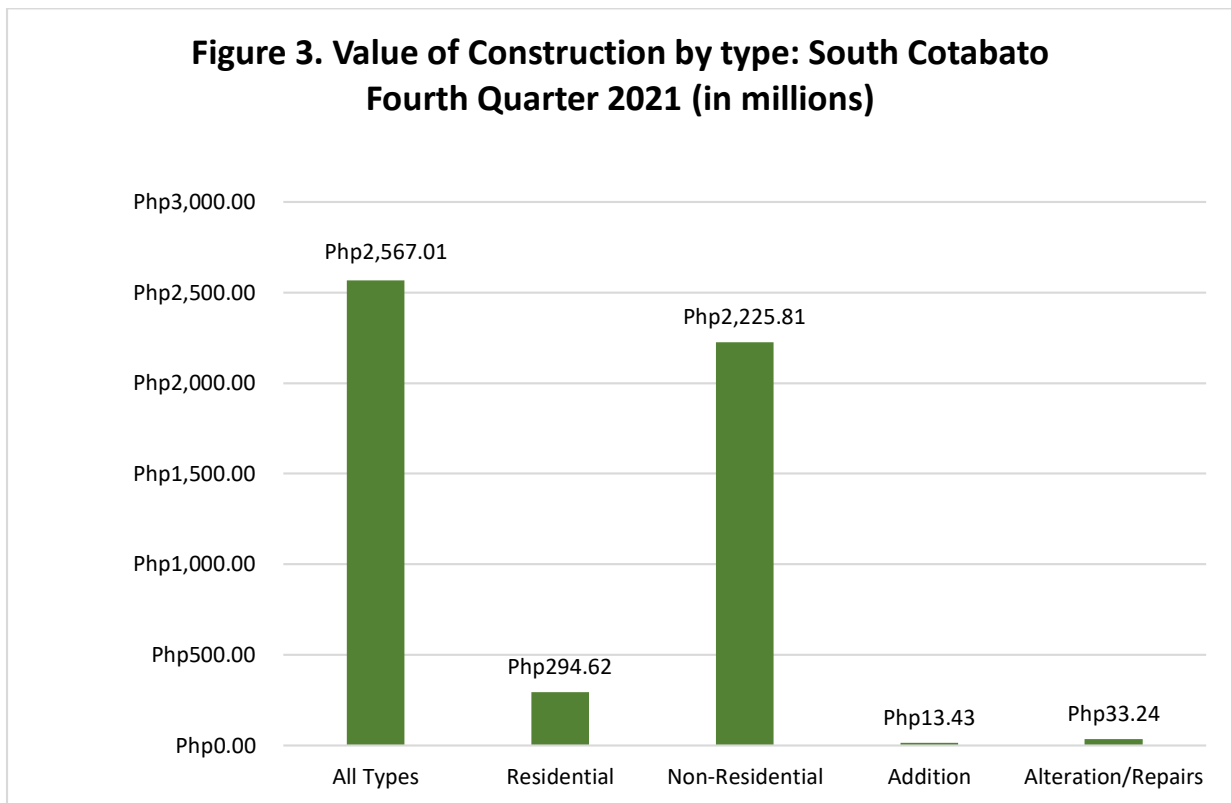
Source: Philippine Statistics Authority, Construction Statistics from Approved Building Permits

Total value of construction amounts to PHP 2,567.01 million

Total value of construction from approved building permits during the fourth quarter of 2021 amounted to PHP2,567.01 million, an increase of 61.0 percent from 1,001.72 million recorded during the fourth quarter in 2020.

Non-residential constructions had the highest total value of construction at PHP2,225.81 million or 86.71 percent of the total value of construction for the quarter, followed by residential constructions with a total value of PHP294.62 million or 11.48 percent. Construction value of alteration and repair was estimated at PHP33.24 million or 1.29 percent, and addition of existing structures was valued PHP13.43 million or 0.52 percent of the total construction value for the quarter.

Figure 3 shows the aggregate value of construction by type for the fourth quarter of 2021.



Sources: Philippine Statistics Authority, Construction Statistics from Approved Building Permits

Average cost of residential-type building is PHP 8,940 per square meter

Total value of residential construction in fourth quarter of 2021 was estimated at PHP294.62 million with a total floor area of 32,954 square meters, which translates to an average cost of PHP8,940 per square meters. This figure is lower than the average cost of PHP9,907 per square meter recorded in the same period in 2020.

Among the residential constructions, single-type houses recorded the most number with 181 constructions or 89.0 percent of the total. Total value of constructions for this type was estimated at PHP249.52 million with a total floor area of 28,146 square meters, resulting to an average cost of PHP8,865 per square meter.

Average cost of non-residential type building is PHP7,417 per square meter

Total value of non-residential construction in fourth quarter of 2021 was estimated at PHP2,225.81 million with a total floor area of 300,091 square meters, which translates to an average cost of PHP7,417 per square meter. This figure is lower than the PHP9,059 per square meter in the same period in 2020.

Commercial-type building dominated all other types of non-residential constructions with 135 constructions or 63.0 percent of the total. Value of constructions for this type amounted to PHP399.98 million with a total floor area of 57,721 square meters or an average cost of PHP6,930 per square meter.


JILMAR F. GRECIA
Chief Statistical Specialist