



REPUBLIC OF THE PHILIPPINES
PHILIPPINE STATISTICS AUTHORITY
SOCCSKSARGEN REGION

SPECIAL RELEASE

VOLUME AND VALUE OF IMPORTED AND EXPORTED GOODS, SOCCSKSARGEN REGION: DECEMBER 2019

Date of Release: 23 March 2020

Reference No. R12-SR2020-016

Merchandise Trade

SOCCSKSARGEN Region's export revenue in December 2019 dropped to -26.0 percent at US\$70,813,984 from US\$95,683,235 in December 2018. Total volume of export goods weighed 70,813,984.15 kilograms during the month under review from 109,049,492.59 kilograms recorded in the same month of the previous year.

Import expenditures more than doubled (101.6%) at US\$57,671,480 from US\$28,604,932 in the same month of 2018. Imported goods reached a total of 183,741,528.62 kilograms from 111,385,951.71 kilograms in November 2018.

Table 1: Growth Rate and Value of Imported and Exported Goods,
SOCCSKSARGEN Region: October 2018 and 2019

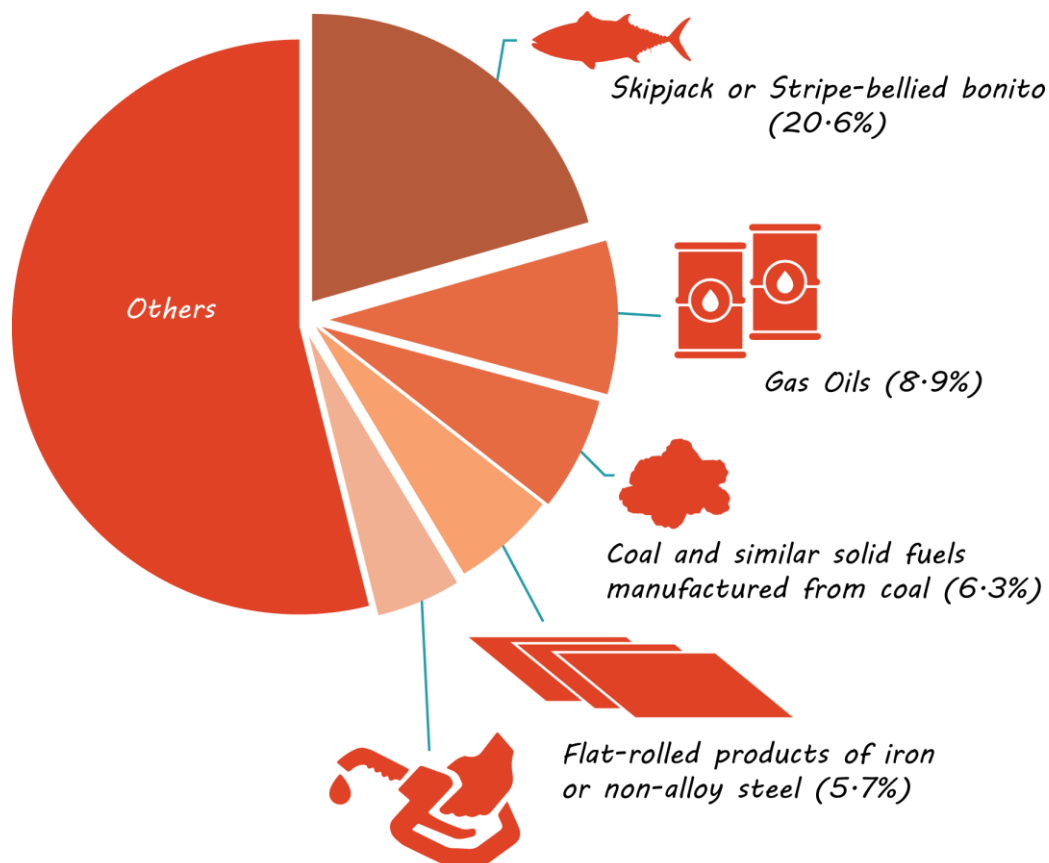
	Imports		Exports	
	December 2019	December 2018	December 2019	December 2018
Free-on-Board Value	57,671,480	28,604,932	70,813,984	95,683,235
Year-on-year Growth Rate	101.6		-26.0	

Import Goods

In December 2019, SOCCSKSARGEN's five biggest expenditure in terms of Free-On-Board (FOB) value for imported commodities were comprised of *Skipjack or stripe-bellied bonito* at US\$11,857,291.00, accounting for 20.6 percent of the total imports expenditures of the region. It was followed by *Gas Oils* at 8.9 percent, (US\$ 5,108,967.00); *Coal [briquettes, ovoids and similar solid fuels manufactured from coal]*, (US\$3,629,747), 6.3 percent; *Flat-rolled products of iron [or non-alloy steel of a width of 600 mm or more, clad, plated or coated]*, (US\$3,293,119), 5.7 percent; and *Other petroleum oils and oils obtained from bituminous minerals, other than crude [of RON 90 and above, but below RON 97, unleaded]*, (US\$2,830,222), 4.9 percent.



Figure 1: Distribution of Top Five (5) Imported Commodities Based on FOB Value, SOCCSKSARGEN Region: December 2019



Other petroleum oils and oils obtained from bituminous minerals, other than crude [of RON 90 and above, but below RON 97, unleaded] (4.9%)

Source: Philippine Statistics Authority

The top 5 imported commodities based on volume include Coal [briquettes, ovoids and similar solid fuels manufactured from coal], (73,020,000 kilograms); Portland cement, aluminous cement, slag cement, supersulphate cement and similar hydraulic cements [whether or not coloured or in the form of clinkers], (29,521,000 kilograms); Pozzolan cement and blended pozzolan cement, (27,199,700 kilograms); Skipjack or stripe-bellied bonito, (11,372,819.5 kilograms); and Gas Oils, (8,924,935 kilograms).

Republic of South Korea was the top source of imported commodities of SOCCSKSARGEN Region in terms of FOB value at US\$11,367,369 in December 2019. It was followed by China at US\$8,285,204; Indonesia, US\$6,155,432; Papua New Guinea, US\$5,177,170; and Vietnam, US\$4,154,781.

The top import goods from *Republic of South Korea* in terms of value include *Gas Oils and Other petroleum oils and oils obtained from bituminous minerals, other than crude [of RON 90 and above, but below RON 97, unleaded]*. From *China*, *Portland cement, aluminous cement, slag cement, supersulphate cement and similar hydraulic cements [whether or not coloured or in the form of clinkers]*; *Indonesia*, *Urea [whether or not in aqueous solution]*; *Papua New Guinea*, *Skipjack or stripe-bellied bonito*; and *Vietnam*, *Pozzolan cement and blended pozzolan cement*.

Figure 2: Top Five (5) Source Countries for SOCCSKSARGEN Region's Imports, Based on FOB Value: December 2019

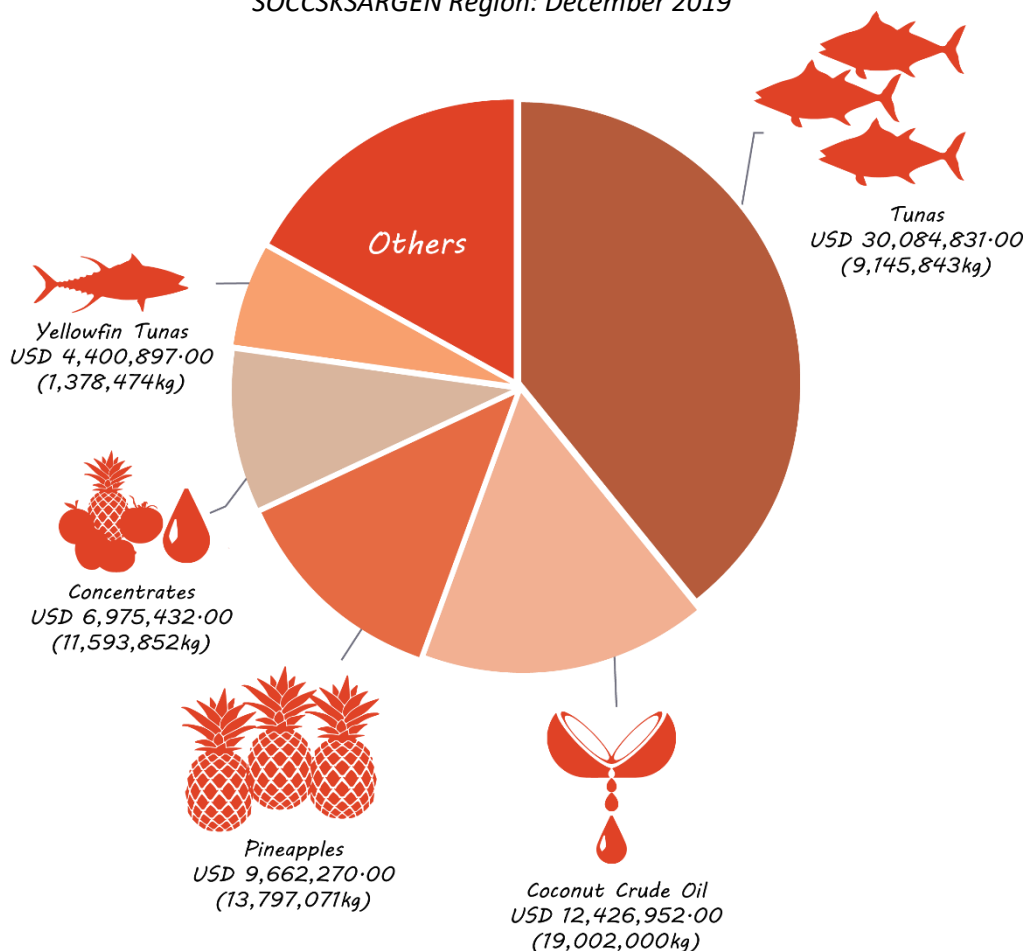


Source: Philippine Statistics Authority

Export Goods

The top 5 export commodities in terms of FOB value comprised of *Tunas (in airtight containers)*, *Crude Oil (coconut [copra], palm kernel or babassu oil and fractions thereof, whether or not refined, but not chemically modified)*, *Pineapples*, *Concentrates (fruit juices, unfermented and not containing spirit, whether or not containing added sugar other sweetening matter)* and *Yellowfin tuna (include frozen and excludes fish fillets)*. Export sales for *Tuna* was recorded at US\$30,084,831 with a gross weight of 9,145,843 kilograms. It was followed by *Crude Oil* at US\$12,426,952.00; *Pineapples*, US\$9,662,270.00; *Concentrates*, US\$6,975,432.00; and *Yellowfin Tunas*, US\$4,400,897.00.

Figure 3: Distribution of Top Five (5) Exported Commodities Based on FOB Value
SOCCKSARGEN Region: December 2019

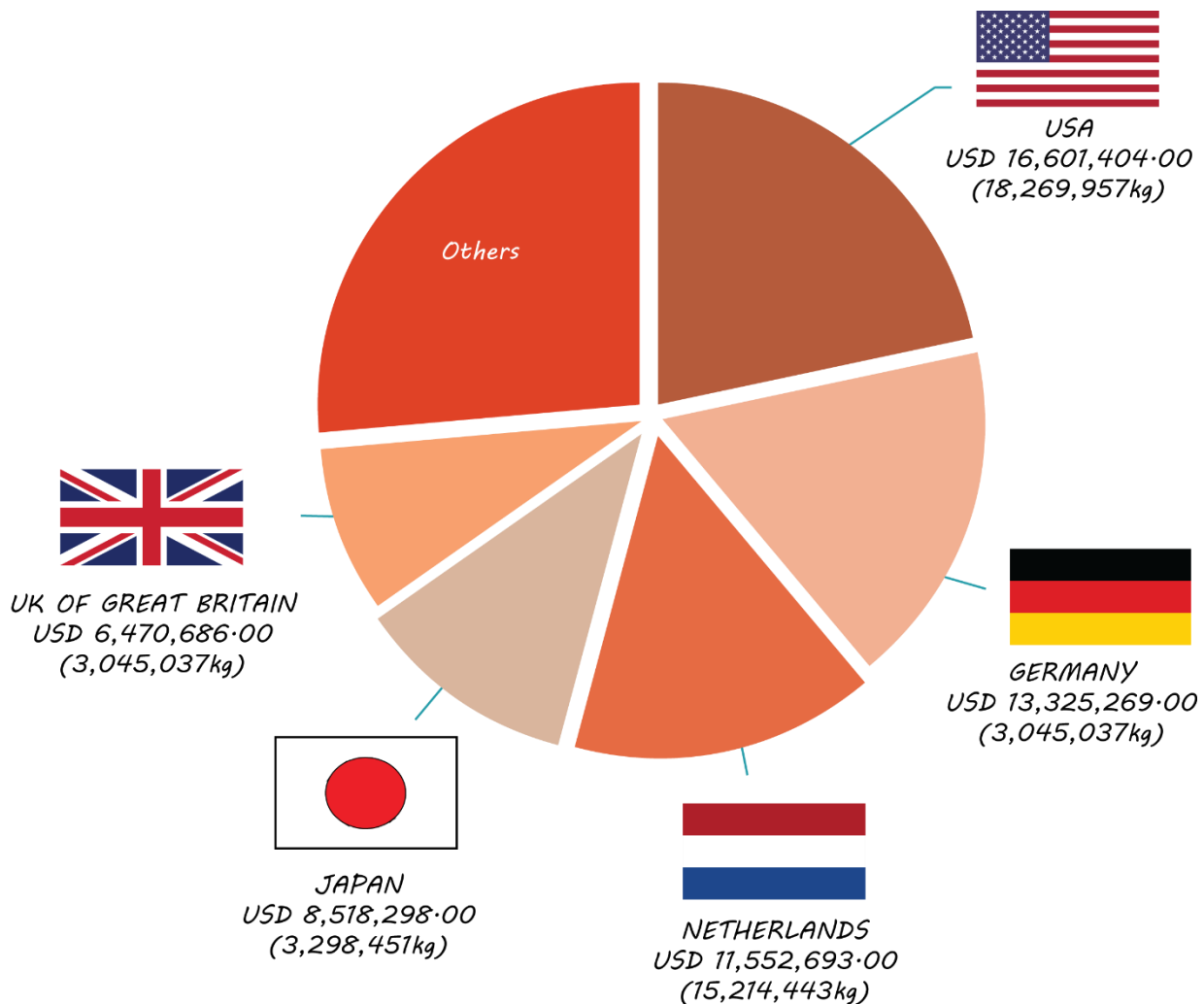


Source: Philippine Statistics Authority

The United States of America (USA) is the top destination of SOCCSKSARGEN Region's export commodities at US\$16,601,404 weighing 18,269,957 kilograms. It was followed by Germany at US\$13,325,269; Netherlands, US\$11,552,693; Japan, US\$8,518,298; and United Kingdom (UK), US\$6,470,686.

The top commodities exported to USA include Pineapples, Fruit and Vegetable Juices (Concentrates) and Yellowfin tunas (Thunnus albacares). In Germany, Tunas; Japan, Tunas; Netherlands, Coconut Crude Oil; and UK, Tunas in Airtight Containers.

Figure 4: Top Five (5) Destination Countries for SOCCSKSARGEN Region's Exports Based on FOB Value October 2019



Source: Philippine Statistics Authority



REPUBLIC OF THE PHILIPPINES
PHILIPPINE STATISTICS AUTHORITY
SOCCSKSARGEN REGION

Approved for Release:



ENGR. BELINDA R. PENUELA
OIC-Regional Director

For inquiries, please contact:

MA. EILEEN A. BERDEPRADO/CYREX BOY V. QUITIOL
Statistical Operations and Coordination Division, PSA-RSSO XII
Telephone Number (064) 557-2416



2/F Elena V. Co Building, Don Rufino Alonzo St., Cotabato City 9600
Telefax: (064) 421-2827, Telephone: (064) 557-2416
E-mail: psadose@gmail.com
<https://rsso12.psa.gov.ph>