



# SPECIAL RELEASE

## APRIL 2020 EMPLOYMENT SITUATION IN SOCCSKSARGEN REGION (Final Results)

Date of Release: 21 January 2021  
Reference No. R12-SR2021-003

### Labor Force Survey (LFS)

The Labor Force Survey (LFS) is a quarterly survey of households conducted nationwide by the PSA to gather data on the demographic and socio-economic characteristics of the population. It adopted the 2013 Master Sample Design, with a sample size of approximately 44,000 households. The PSA makes use of the Computer Aided Personal Interviewing (CAPI) in the field enumeration through tablets which started last January 2017 round of LFS.

It aims to provide a quantitative framework for the preparation of plans and formulation of policies affecting the labor market.

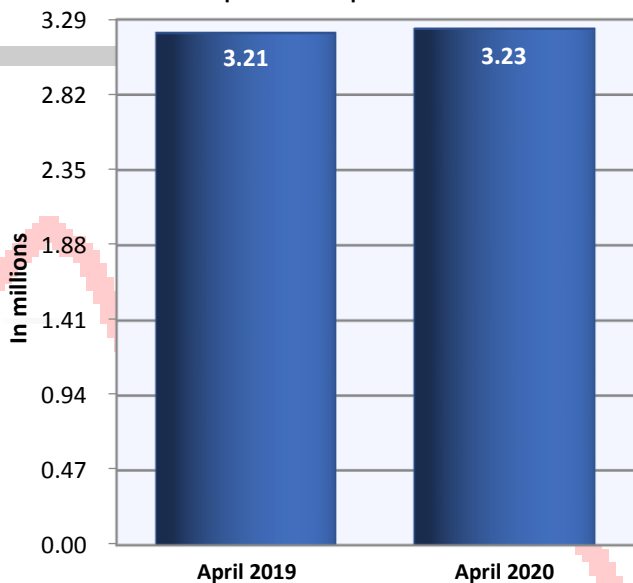
Specifically, the survey is designed to provide statistics on levels and trends of employment, unemployment and underemployment for the country, as a whole, and for each of the administrative regions.

### Population 15 Years Old and Over & Labor Force Participation Rate (LFPR)

The population 15 years and over in SOCCSKSARGEN Region reached 3.23 million in April 2020, more than 26 thousand higher compared to previous year's 3.20 million. These constituted about 4.4 percent to the 73.72 million population 15 years old and over nationwide. However, the Labor Force Participation Rate (LFPR) went down to 1.85 million in April 2020 from about 2.08 million in 2019, a decrease of 10.8 percent or about 224.56 thousand individuals were excluded from the labor force in 2020. LFPR in April 2020 was estimated at 57.4 percent, lower than the 64.8 percent recorded a year ago.

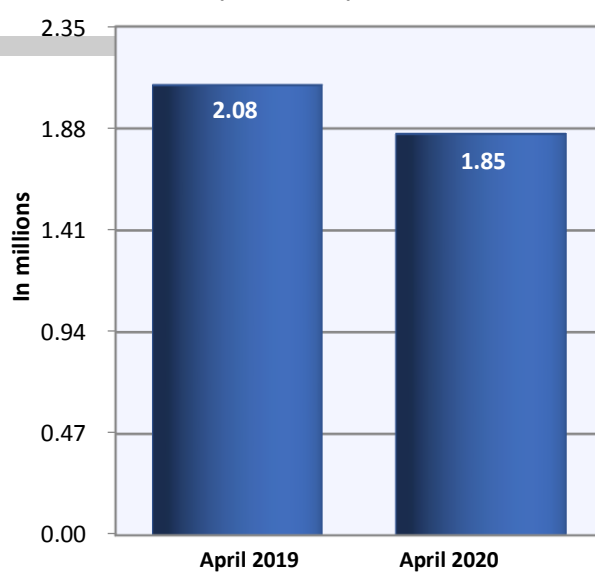


**Fig. 1 Population 15 Years Old and Over, Region XII  
April 2019 & April 2020**



Source: Philippine Statistics Authority

**Fig. 2 Labor Force Participation Rate, Region XII  
April 2019 & April 2020**

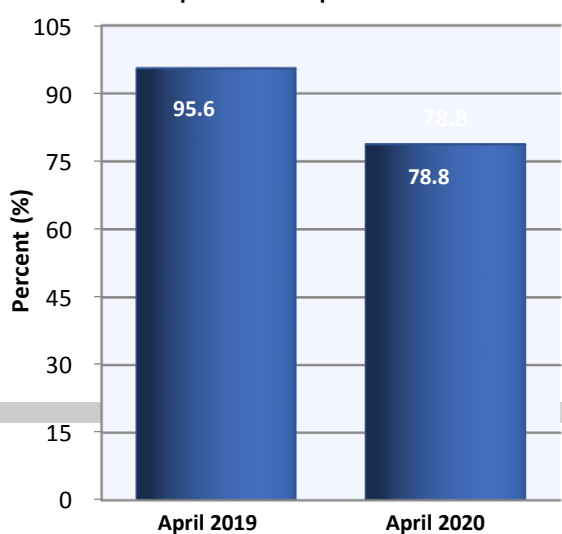


Source: Philippine Statistics Authority

### Employed Persons

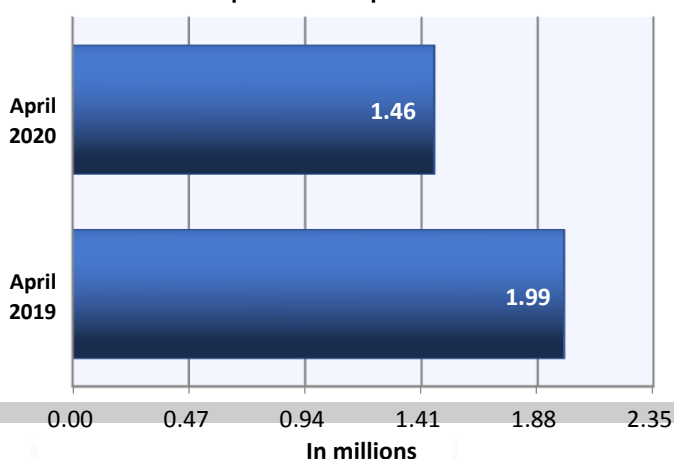
Of the 1.85 million work force of SOCCSKSARGEN Region in April 2020, only 78.8 percent or roughly 1.46 million individuals were at work. It decreased by about 525.80 thousand or 26.5 percent lower compared to last year's estimate of 95.6 percent or about 1.99 million. Out of 17 regions in the country, SOCCSKSARGEN was ranked 12<sup>th</sup> in terms of employment rate.

**Fig. 3 Employment Rate, Region XII  
April 2019 & April 2020**



Source: Philippine Statistics Authority

**Fig. 4 Total Employed Persons, Region XII  
April 2019 & April 2020**

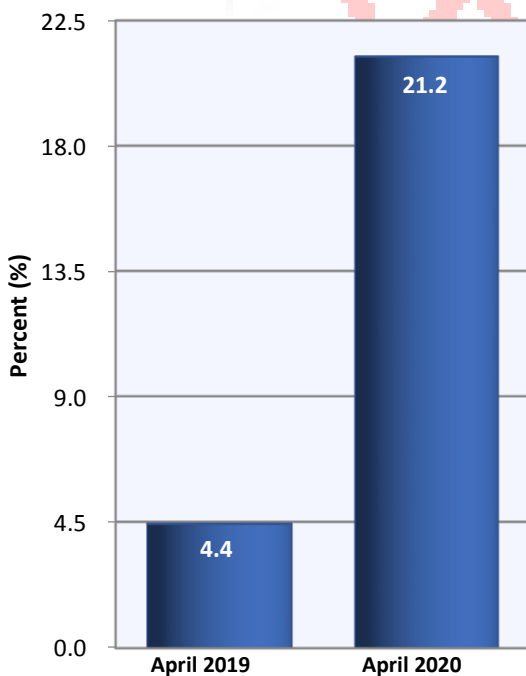


Source: Philippine Statistics Authority

## Unemployed Persons

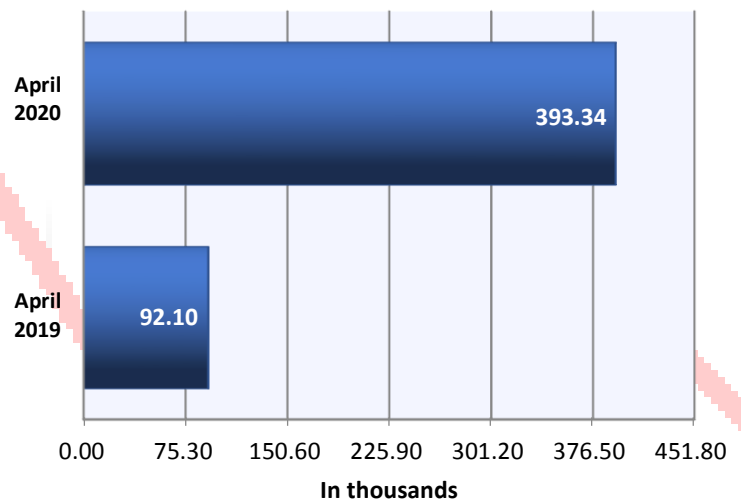
Out of the 1.85 million total work force of the region in April 2020, about 21.2 percent were unemployed. These are persons who were without work, seeking for work and/or currently available for work during this period. Compared to last year's 92.10 thousand unemployed persons, jobless individuals ballooned to an additional 301.24 thousand. SOCCSKSARGEN Region's unemployment rate was the 6<sup>th</sup> highest among the 17 regions in the country and was 3.6 percentage points higher than the 17.6 percent national average.

**Fig. 5 Unemployment Rate, Region XII  
April 2019 & April 2020**



Source: Philippine Statistics Authority

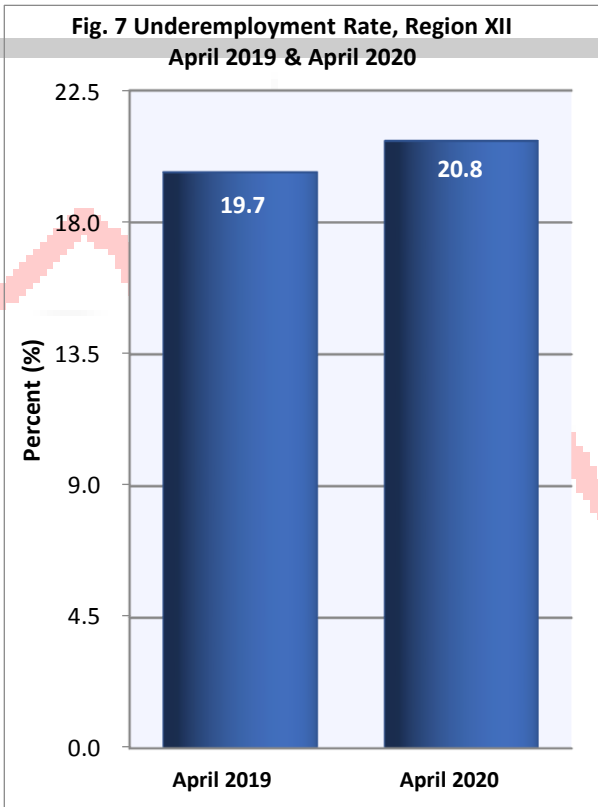
**Fig. 6 Total Unemployed Persons, Region XII  
April 2019 & April 2020**



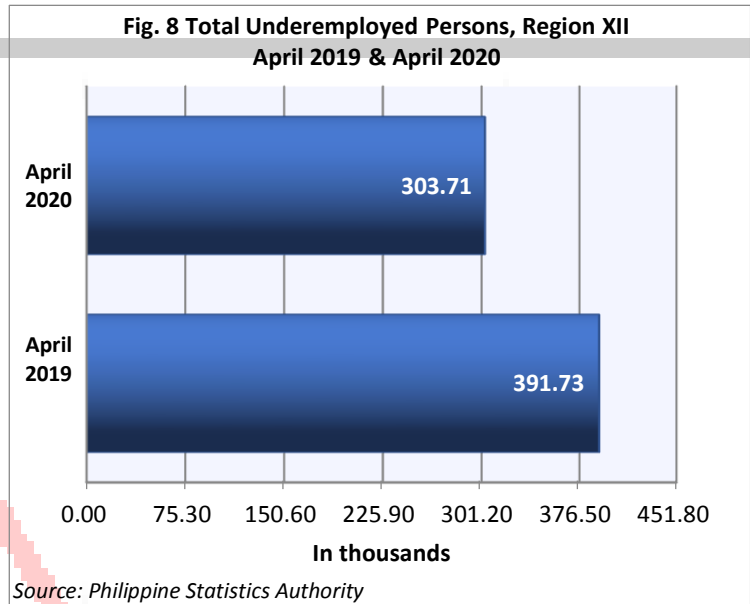
Source: Philippine Statistics Authority

## Underemployed Persons

Underemployment rate was estimated at 20.8 percent, slightly higher than the 19.7 percent recorded in April of the previous year. This translated to a decrease of 88.01 thousand persons from the 391.73 thousand recorded in April 2019. Underemployed persons are employed persons who express desire to have additional hours of work in their present job, or an additional job, or to have a new job with longer working hours.



Source: Philippine Statistics Authority



**Notes:**

- Details may not add up due to rounding.
- Based on the final results of the 2019 and 2020 April Round Labor Force Survey (LFS).

**Definition of Terms**

**Labor Force Participation Rate (LFPR)** - refers to persons 15 years old and over who are either employed or unemployed.

**Population 15 Years Old and Over** - refers to number of population 15 years old and over excluding overseas workers.

**Employed** - Employed persons include all those who, during the reference period are 15 years old and over as of their last birthday and are reported either at work or with a job but not at work.



REPUBLIC OF THE PHILIPPINES  
**PHILIPPINE STATISTICS AUTHORITY**  
SOCCKSARGEN REGION

---

**Underemployed** – Underemployed persons include all employed persons who express the desire to have additional hours of work in their present job, or an additional job, or to have a new job with longer working hours.

**Unemployed** - Unemployed persons include all those who, during the reference period, are 15 years old and over as of their last birthday and reported as: a) Without work, b) Currently available for work, and c) Seeking work.

Approved for Release:

**ATTY. MAQTAHAR L. MANULON, CESO V**  
Regional Director, PSA-RSSO XII

For inquiries, please contact:

**MA. EILEEN A. BERDEPRADO/MUJAHID J. JAJI**  
Statistical Operations and Coordination Division (SOCD), PSA – RSSO XII  
Telephone Number (064) 557-2416 / (064) 421-2827