



REPUBLIC OF THE PHILIPPINES
PHILIPPINE STATISTICS AUTHORITY
SOCCSKSARGEN REGION

SPECIAL RELEASE

VOLUME AND VALUE OF IMPORTED AND EXPORTED GOODS, SOCCSKSARGEN REGION: MARCH 2020

Date of Release: 19 JUNE 2020
Reference No. R12-SR2020-043

Merchandise Trade

Export sales of SOCCSKSARGEN Region in March 2020 was valued at US\$112,502,938, an increase of 54.2 percent from US\$72,946,711 recorded in March 2019. Total volume of export goods reached 79,061,795 kilograms during the month under review from 56,672,226 kilograms a year ago.

Import payments reached US\$45,837,577 in March 2020, a drop of 20.6 percent from US\$57,756,671 during the same period in 2019. Imported goods totaled to 93,638,357 kilograms from 165,672,454 kilograms the previous year.

Table 1: Growth Rate and Value of Imported and Exported Goods,
SOCCSKSARGEN Region: March 2019 and 2020

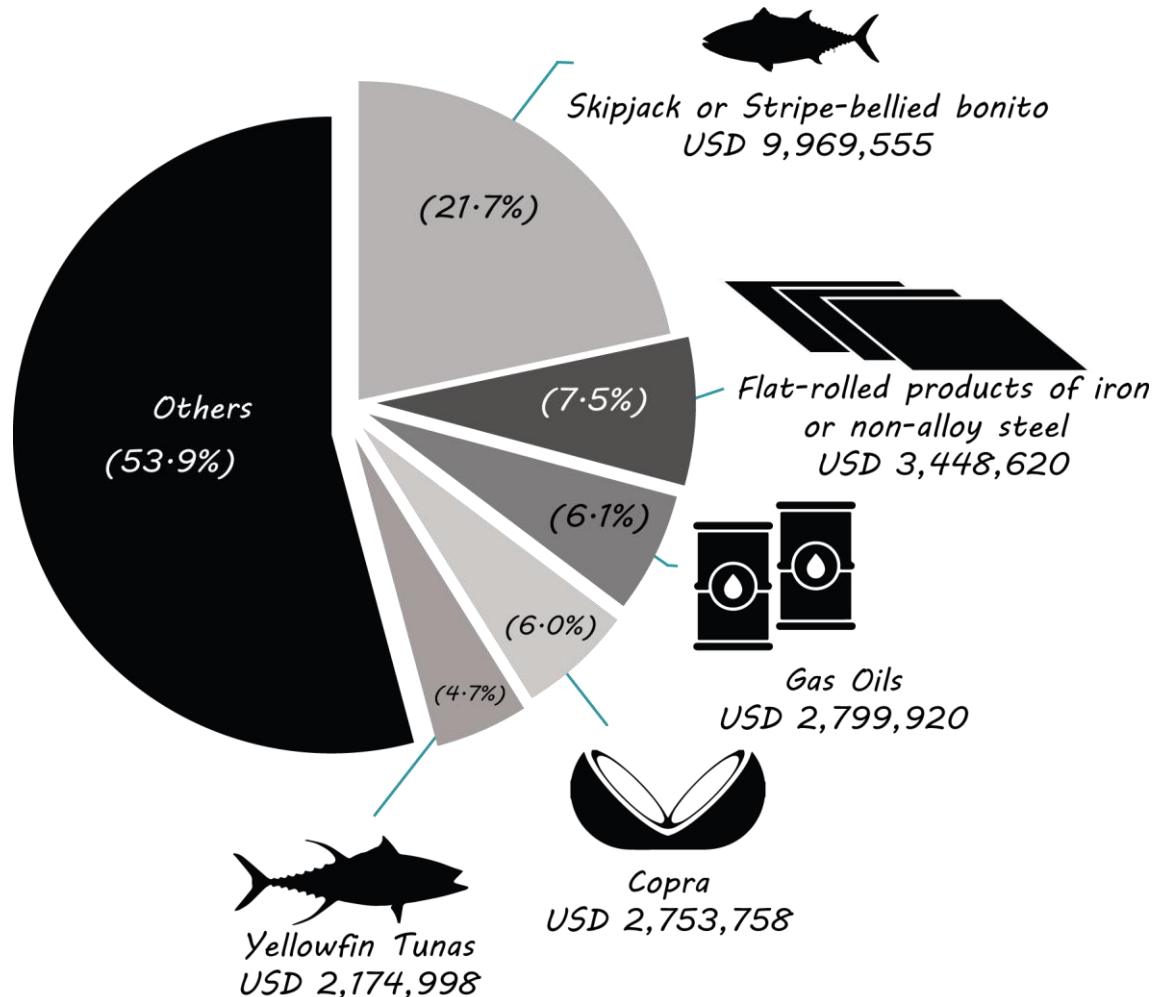
	Exports		Imports	
	March 2020	March 2019	March 2020	March 2019
Free-on-Board Value	112,502,938	72,946,711	45,837,577	57,756,671
Year-on-year Growth Rate	54.2%		-20.6%	
Volume (in kilograms)	79,061,795	56,672,226	93,638,357	165,672,454
Year-on-year Growth Rate	39.5%		-43.5%	

Import Goods

The top 5 imported commodities based on their FOB value for the month under review include *Skipjack or stripe-bellied bonito* at US\$9,969,555, constituting 21.7 percent; *Flat-rolled products of iron or non-alloy steel* at US\$3,448,620, 7.5 percent; *Gas Oils* at US\$2,799,920, 6.1 percent; *Copra* at US\$2,753,758, 6.0 percent; and *Yellowfin Tunas* at US\$2,174,998, 4.7 percent.



Figure 1: Distribution of Top Five (5) Imported Commodities Based on FOB Value, SOCCSKSARGEN Region: March 2020



Source: Philippine Statistics Authority

In terms of volume, the top 5 imported commodities include *Other salt containing at least 94.7% of sodium chloride calculated on a dry basis in packages of a net weight of less than 50 kg*, (20,750,000.00 kilograms); *Gas Oils*, (9,192,097.00 kilograms); *Skipjack or stripe-bellied bonito*, (7,882,908.73 kilograms); *Copra*, (6,462,294.00 kilograms); and *Corn (B. Out-Quota)*, (3,501,220.00 kilograms).

Imported Commodities	Volume (in Kilograms)
<i>Other salt containing at least 94.7% of sodium chloride calculated on a dry basis in packages of a net weight of less than 50 kg</i>	20,750,000.00
<i>Gas Oils</i>	9,192,097.00
<i>Skipjack or stripe-bellied bonito</i>	7,882,908.73
<i>Copra</i>	6,462,294.00
<i>Corn (B. Out-Quota)</i>	3,501,220.00

Import payments to *Papua New Guinea* totaled to US\$9,065,465.00 which accounted for 19.8 percent of the total value of goods imported by SOCCSKSARGEN Region in March 2020. *China* was next at US\$5,492,083; *South Korea*, US\$5,004,490; *Japan*, US\$4,731,631; and *Thailand*, US\$3,561,455.

The top import goods from *Papua New Guinea* in terms of value include *Skipjack or stripe-bellied bonito* and *Yellowfin Tuna*. From *China*, *Gas Oils*; *South Korea*, *Rice (Semi-milled or wholly milled)*; *Japan*, *Flat-rolled products of iron or non-alloy steel*; and *Thailand*, *Sugars and sugar confectionary*.

Figure 2: Top Five (5) Source Countries for SOCCSKSARGEN Region's Imports, Based on FOB Value: March 2020

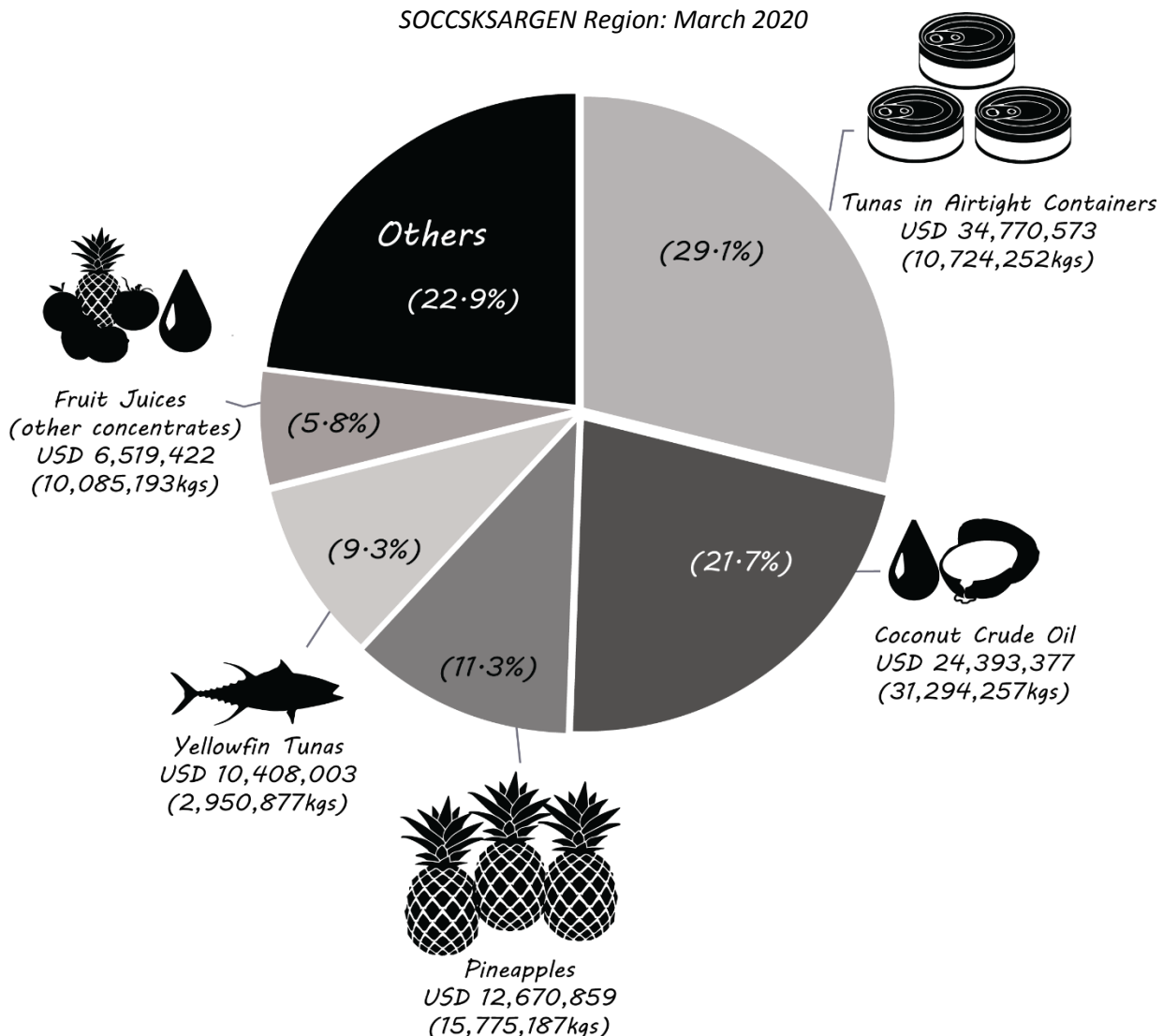


Source: Philippine Statistics Authority

Export Goods

The top 5 export commodities in terms of FOB value include *Tunas (in airtight containers)*, *Coconut Crude Oil*, *Pineapples*, *Yellowfin tunas* and *Concentrates*. Export sales for *Tunas (in airtight containers)* reached US\$34,770,573 with a gross weight of 10,724,252 kilograms. It was followed by *Coconut Crude Oil* at US\$24,393,377; *Pineapples*, US\$12,670,859; *Yellowfin Tunas*, US\$10,408,003; and *Fruit Juices (Other Concentrates)*, US\$6,519,422.

Figure 3: Distribution of Top Five (5) Exported Commodities Based on FOB Value
SOCCSKSARGEN Region: March 2020

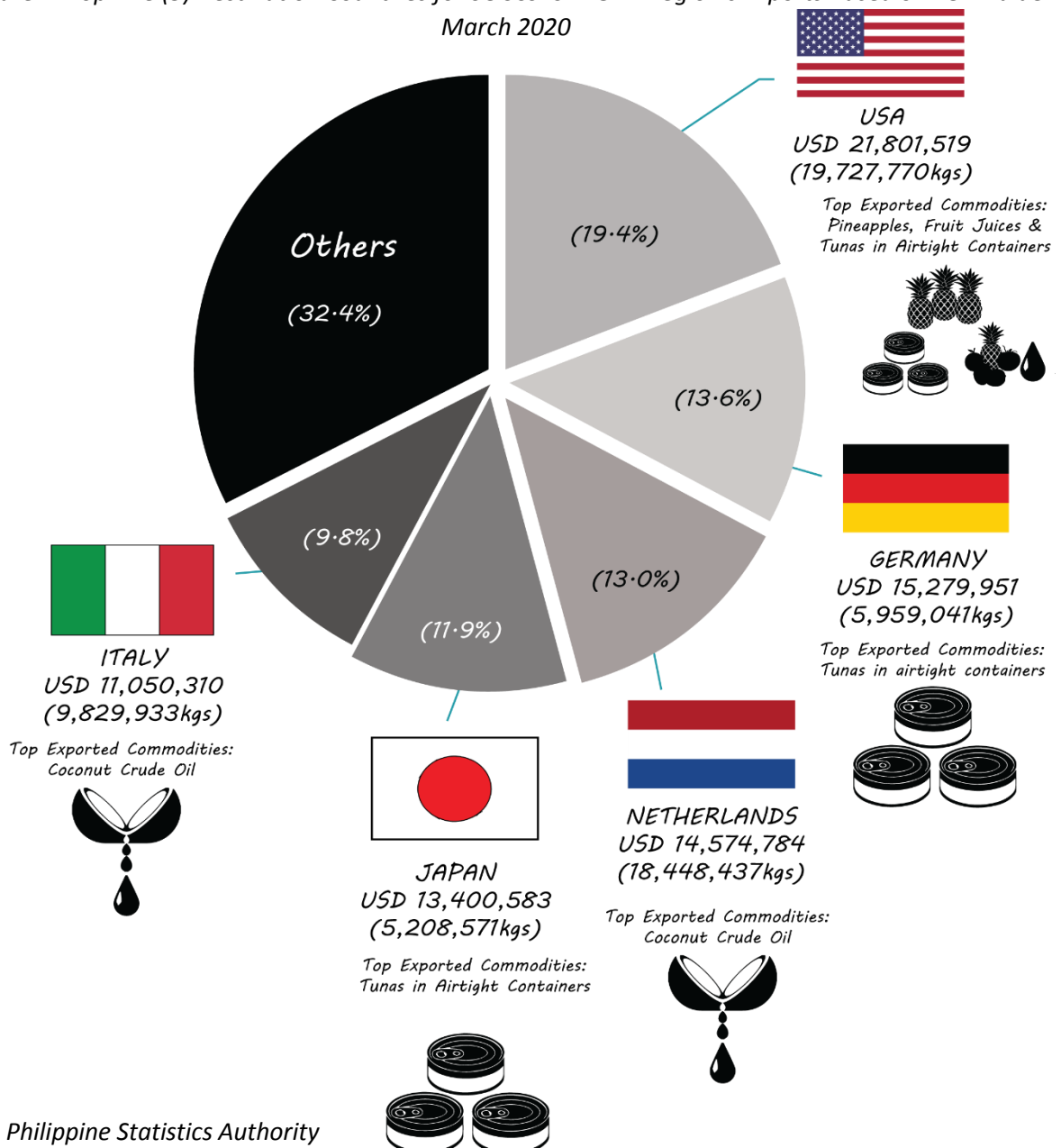


Source: Philippine Statistics Authority

At US\$21,801,519, the *United States of America* (USA) is the top destination of SOCCSKSARGEN Region's export goods weighing 19,801,519 kilograms. *Germany* was next at US\$15,279,951; *Netherlands*, US\$14,574,784; *Japan*, US\$13,400,583; and *Italy*, US\$11,050,310.

The top commodities exported to USA include Pineapples, Fruit and Vegetable Juices (Concentrates), and Tunas (in airtight containers). In Germany, Tunas (in airtight containers); Netherlands, Coconut Crude Oil; Japan, Tunas (in airtight containers); and Italy, Coconut Crude Oil.

Figure 4: Top Five (5) Destination Countries for SOCCSKSARGEN Region's Exports Based on FOB Value
March 2020



Source: Philippine Statistics Authority



REPUBLIC OF THE PHILIPPINES
PHILIPPINE STATISTICS AUTHORITY
SOCCSKSARGEN REGION

Approved for Release:

ENGR. BELINDA R. PENUELA
OIC-Regional Director

For inquiries, please contact:

MA. EILEEN A. BERDEPRADO/CYREX BOY V. QUITIOL
Statistical Operations and Coordination Division, PSA-RSSO XII
Telephone Number (064) 557-2416



2/F Elena V. Co Building, Don Rufino Alonzo St., Cotabato City 9600
Telefax: (064) 421-2827, Telephone: (064) 557-2416
E-mail: psadose@gmail.com
<https://rss012.psa.gov.ph>