



SPECIAL RELEASE

OCTOBER 2021 EMPLOYMENT SITUATION IN SOCCSKSARGEN REGION (Preliminary Results)

Date of Release: 18 January 2021

Reference No.: R12-SR2022-005

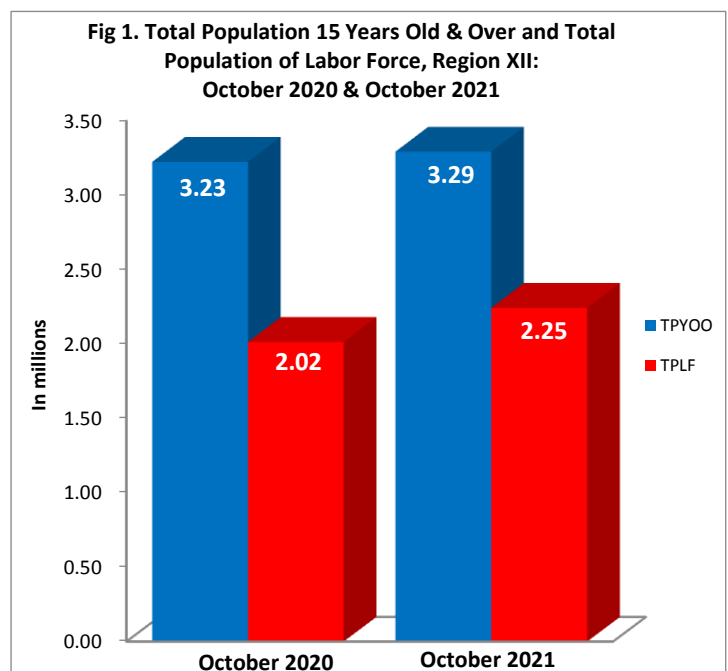
Labor Force Survey (LFS)

The Labor Force Survey (LFS) is a quarterly survey of households conducted nationwide by the PSA to gather data on the demographic and socio-economic characteristics of the population. It adopted the 2013 Master Sample Design, with a sample size of approximately 44,000 households nationwide. The PSA makes use of the tablets through the Computer Aided Personal Interviewing (CAPI) in the quarterly field enumeration starting in the January 2017 round of the LFS.

It aims to provide a quantitative framework for the preparation of plans and formulation of policies affecting the labor market. Specifically, the survey is designed to provide statistics on levels and trends of employment, unemployment and underemployment for the country, as a whole, and for each of the administrative regions.

Population 15 Years Old and Over & Labor Force Participation Rate (LFPR)

The population 15 years and over in SOCCSKSARGEN Region reached 3.29 million in October 2021, higher by 67.84 thousand compared to the previous year's 3.23 million (Fig. 1). This figure constituted 4.4 percent to the country's 75.57 million population 15 years old and over. Region XII ranked 10th in terms of population of 15 years old and over with Region IV-A on topping the list with 11.50 million and CAR at the bottom with 1.25 million (Fig. 2).



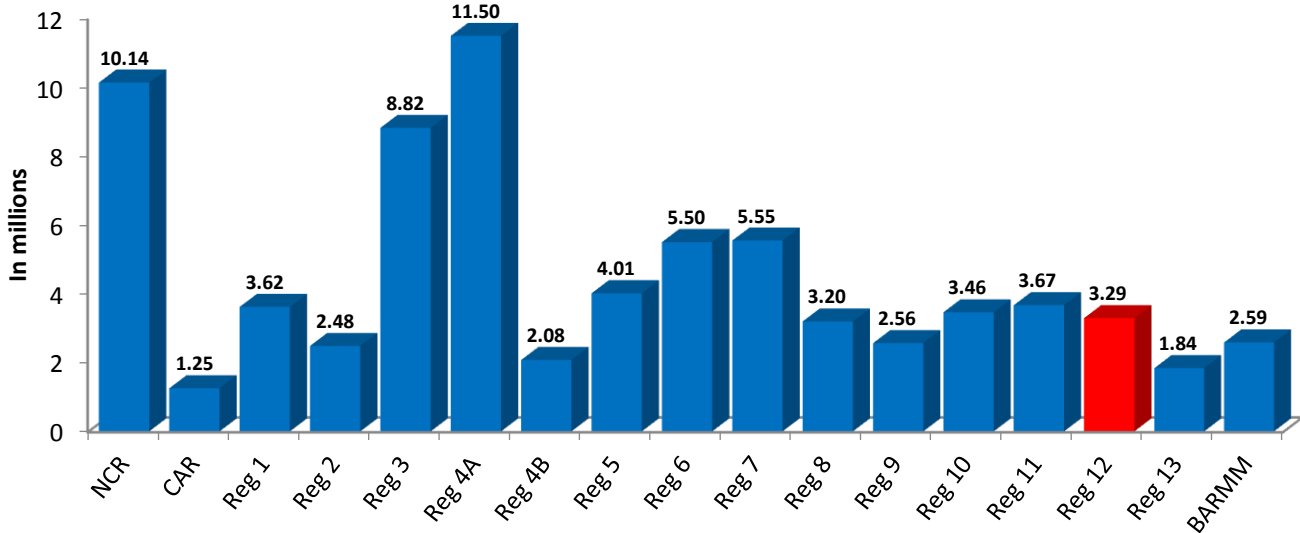
Source: Philippine Statistics Authority



Management System
ISO 9001:2015
Cert. Reg. No.
01 100 1734754/18
www.tuv.com
ID 9108640991



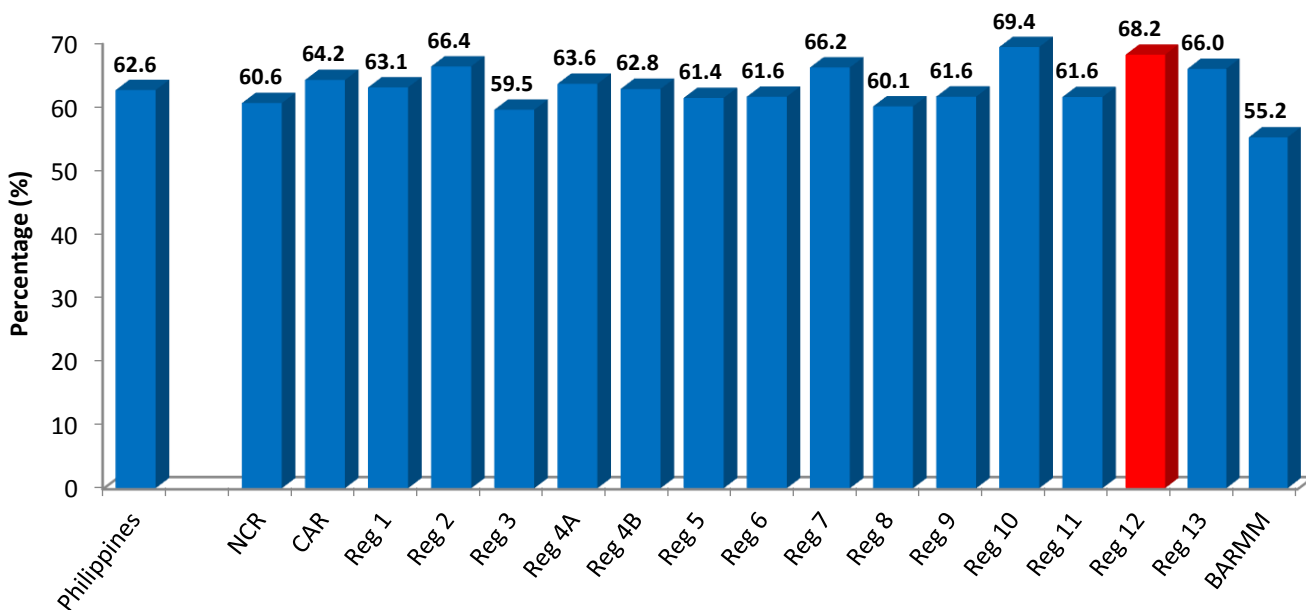
Fig 2. Total Population of 15 Years Old and Over by Region: October 2021



Source: Philippine Statistics Authority

Population in the labor force improved from 2.02 million in October 2020 to 2.25 million in 2021, an increase of 11.3 percent or roughly 228.68 thousand individuals were added to the labor force from last year's estimate. Labor Force Participation Rate (LFPR) in October 2021 was estimated at 68.2 percent, second highest among the 17 administrative regions following Region 10 with 69.4 and higher than the national LFPR average of 62.6 percent.

Fig 3. Labor Force Participation Rate by Region: October 2021

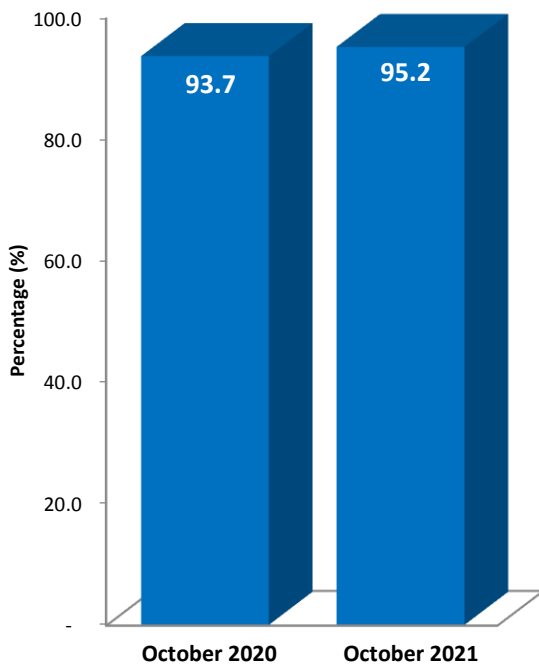


Source: Philippine Statistics Authority

Employed Persons

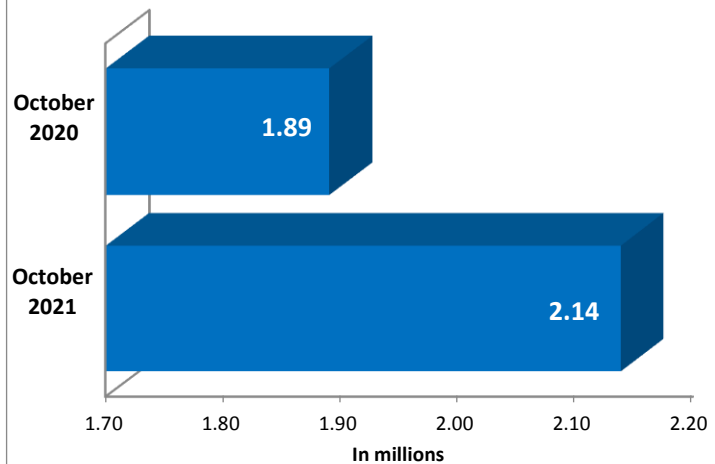
Of the 2.25 million work force in Region XII in October 2021, about 95.2 percent or 2,137,535 million individuals were employed or at work. It increased by 13.1 percent from 1,889,591 million employed persons in October 2020. Employment rate during the period was pegged at 95.2 percent, lower by 1.5 percentage points compared to the 93.7 percent estimated in October 2020.

**Fig 4. Employment Rate, Region XII:
October 2020 & October 2021**



Source: Philippine Statistics Authority

**Fig 5. Total Employed Persons, Region XII:
October 2020 & October 2021**

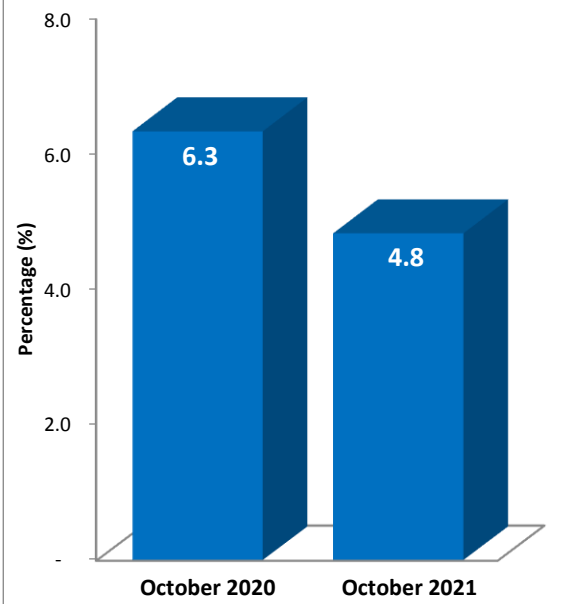


Source: Philippine Statistics Authority

Unemployed Persons

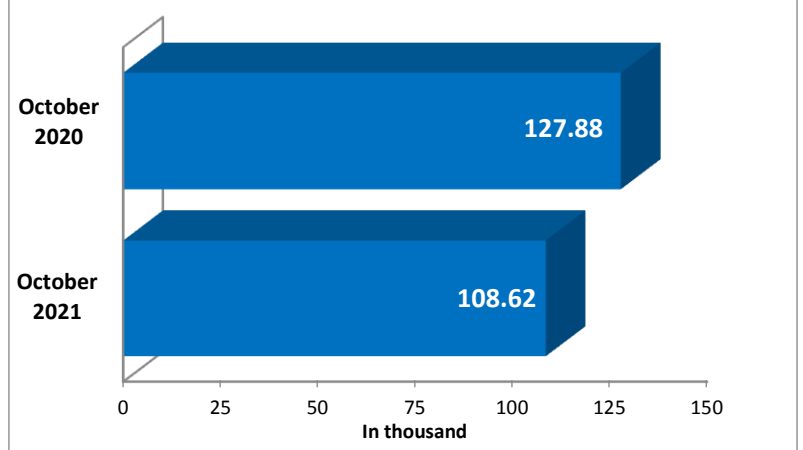
The unemployed persons or persons who were without work, seeking for work and/or currently available for work during this period was estimated at 108.62 thousand on October 2021, lower by 19.26 thousand persons recorded the previous year. This translated to an unemployment rate of 4.8 percent in October 2021 from 6.3 percent on same period in 2020.

**Fig 6. Unemployment Rate, Region XII:
October 2020 & October 2021**



Source: Philippine Statistics Authority

**Fig 7. Total Unemployed Persons, Region XII:
October 2020 & October 2021**

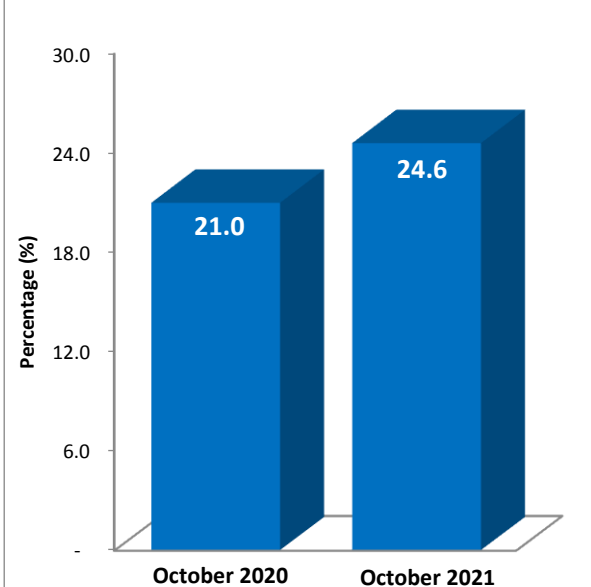


Source: Philippine Statistics Authority

Underemployed Persons

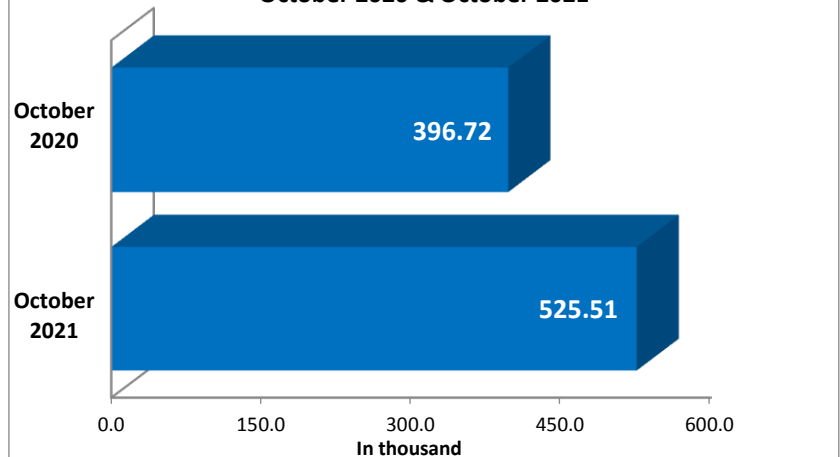
Underemployment rate in the region was estimated at 24.6 percent, about 3.6 percentage points higher than the 21.0 percent recorded in October 2020. In October 2021, there were 128.80 thousand underemployed persons added to the 396.72 thousand recorded in October 2020. Underemployed persons are employed persons who express desire to have additional hours of work in their present job, or an additional job, or to have a new job with longer working hours.

**Fig 8. Underemployment Rate, Region XII:
October 2020 & October 2021**



Source: Philippine Statistics Authority

**Fig 9. Total Underemployed Persons, Region XII:
October 2020 & October 2021**



Source: Philippine Statistics Authority



Notes:

- Details may not add up due to rounding.
- Based on the final results of the October 2020 and Preliminary results of October 2021 Round Labor Force Survey (LFS).

Definition of Terms

Labor Force Participation Rate (LFPR) - refers to persons 15 years old and over who are either employed or unemployed.

Population 15 Years Old and Over - refers to number of population 15 years old and over excluding overseas workers.

Employed persons- include all those who, during the reference period are 15 years old and over as of their last birthday and are reported either at work or with a job but not at work.

Underemployed persons – include all employed persons who express the desire to have additional hours of work in their present job, or an additional job, or to have a new job with longer working hours.

Unemployed persons - include all those who, during the reference period, are 15 years old and over as of their last birthday and reported as: a) Without work, b) Currently available for work, and c) Seeking work.

Approved for Release:

ATTY. MAQTAHAR L. MANULON, CESO V
Regional Director, PSA-RSSO XII

For inquiries, please contact:

MA. EILEEN A. BERDEPRADO/MUJAHID J. JAJI
Statistical Operations and Coordination Division (SOCD), PSA – RSSO XII
Telephone Number (083) 554-7249 / (083) 825-2830



Management System
ISO 9001:2015
Cert. Reg. No.
01 100 1734754/18
www.tuv.com
ID 9108640991



2/F JYSL Annex Building, Balmores Street, Poblacion-Zone 2, Koronadal City 9506
Telephone: (083) 554-7249
E-mail: psadose@gmail.com
<https://rso12.psa.gov.ph>