



SPECIAL RELEASE

JULY 2020 EMPLOYMENT SITUATION IN SOCCSKSARGEN REGION (Final Results)

Date of Release: 05 March 2021
Reference No. R12-SR2021-013

Labor Force Survey (LFS)

The Labor Force Survey (LFS) is a quarterly survey of households conducted nationwide by the PSA to gather data on the demographic and socio-economic characteristics of the population. It adopted the 2013 Master Sample Design, with a sample size of approximately 44,000 households. The PSA makes use of the Computer Aided Personal Interviewing (CAPI) in the field enumeration through tablets which started last January 2017 round of LFS.

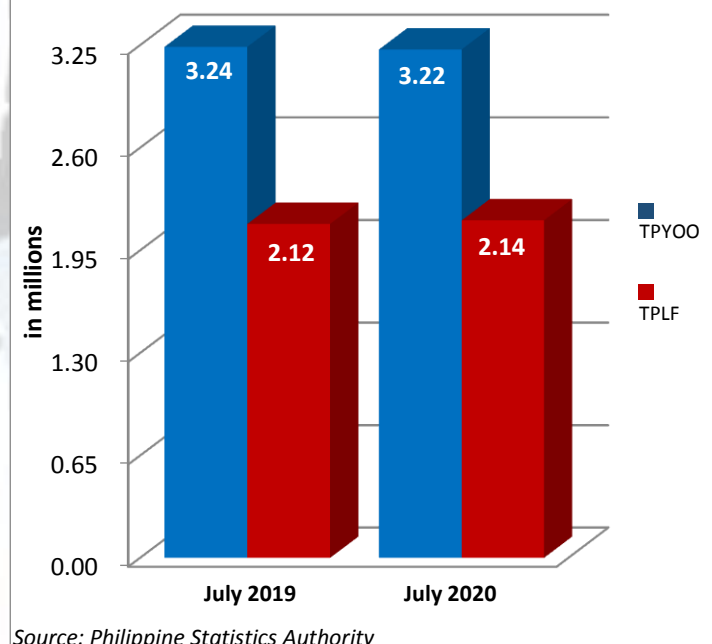
It aims to provide a quantitative framework for the preparation of plans and formulation of policies affecting the labor market.

Specifically, the survey is designed to provide statistics on levels and trends of employment, unemployment and underemployment for the country, as a whole, and for each of the administrative regions.

Population 15 Years Old and Over & Labor Force Participation Rate (LFPR)

The population 15 years and over in SOCCSKSARGEN Region reached 3.22 million in July 2020, about 16.46 thousand lower compared to previous year's 3.24 million (Fig. 1). These constituted about 4.4 percent to the 74.06 million population 15 years old and over nationwide. The region ranked 10th in terms of population of 15 years old and over with Region IV-A on the top with 11.21 million and CAR at the bottom with 1.23 million (Fig. 2).

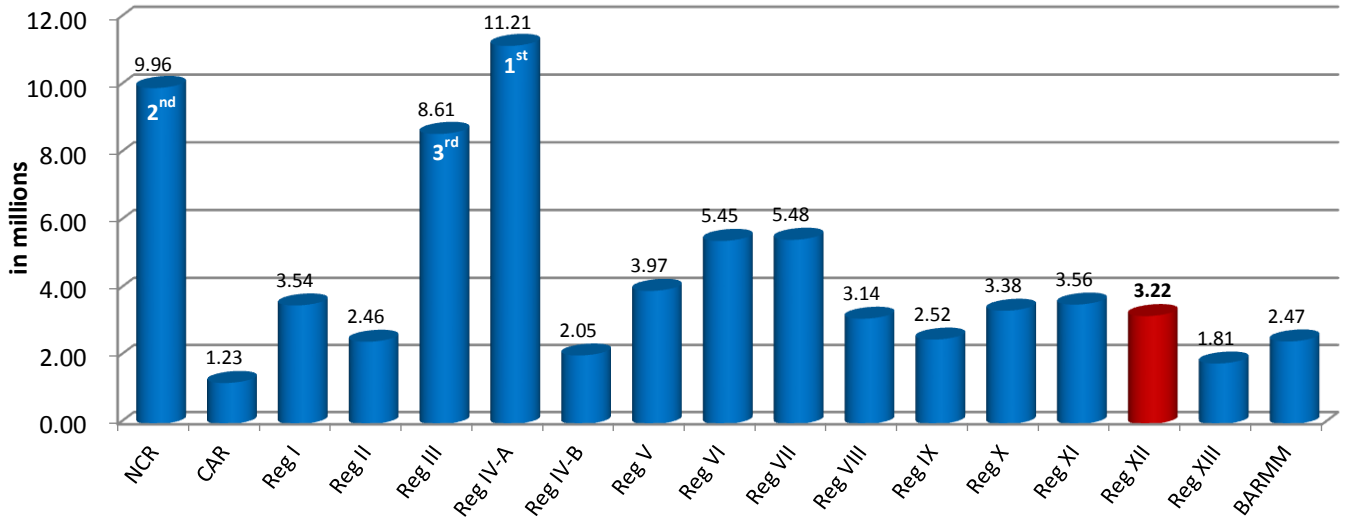
Fig 1. Total Population 15 Years Old and Over (TPYOO) and Total Population in the Labor Force (TPLF) Region XII: July 2019 & July 2020



Source: Philippine Statistics Authority



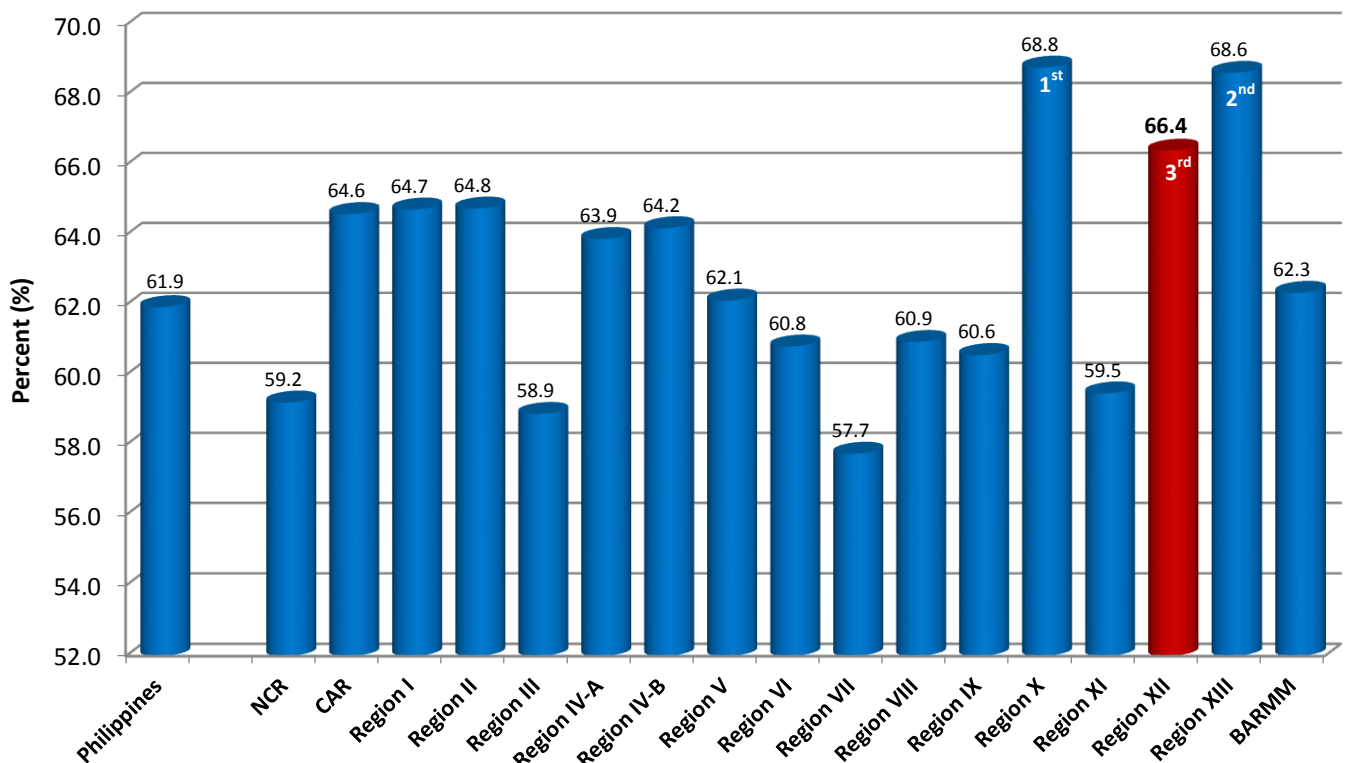
Fig 2. Total Population 15 Years Old and Over, by Region: July 2020



Source: Philippine Statistics Authority

Population in the labor force rose from 2.12 million in July 2019 to about 2.14 million in 2020, an increase of 1.1 percent or about 22.87 thousand individuals were added to the labor force last year. Labor Force Participation Rate (LFPR) in July 2020 was estimated at 66.4 percent, third highest among the 17 regions and higher than the national LFPR average of 61.9 percent.

Figure 3. Labor Participation Rate by Region: July 2020



Source: Philippine Statistics Authority

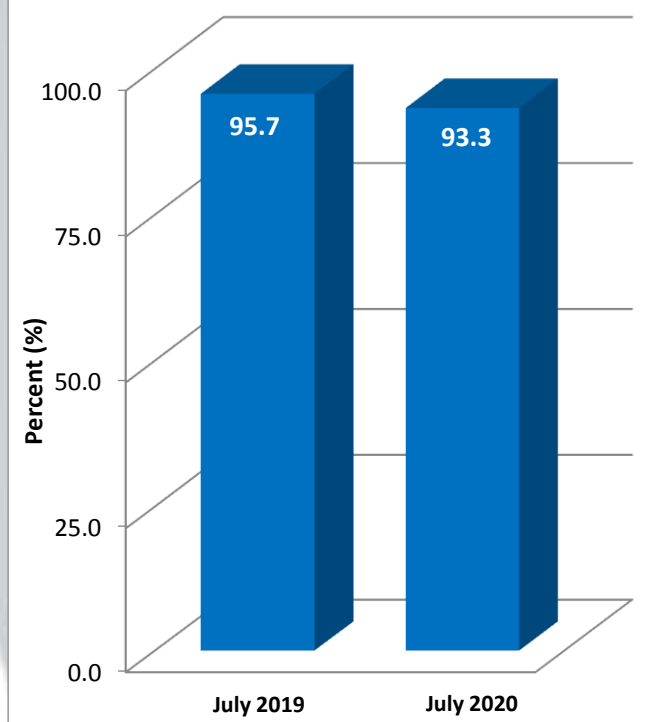




Employed Persons

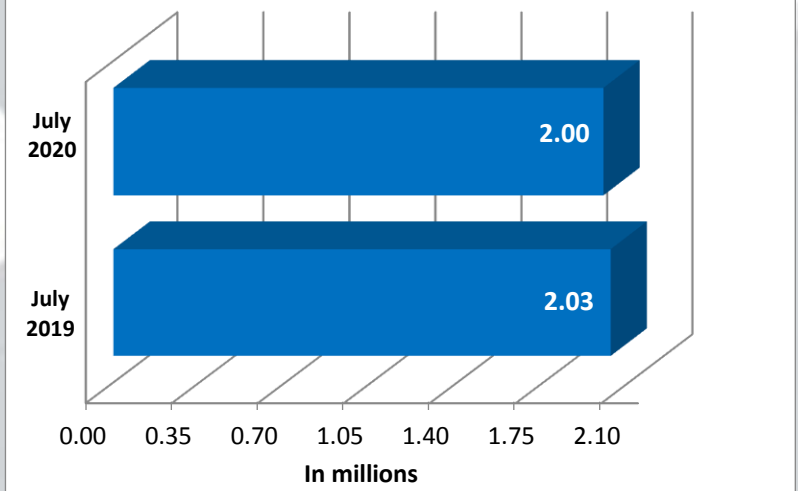
Of the total 2.14 million work force of SOCCSKSARGEN Region in July 2020, around 93.3 percent or roughly 2.00 million individuals were employed or at work. It decreased from 2.03 million employed persons in July 2019, about 1.5 percent lower compared to the July 2020 estimates. At 93.3 percent, employment rate during the period was lower by 2.4 percentage points compared to the 95.7 percent estimated in July 2019.

**Fig 4. Employment Rate, Region XII
July 2019 & July 2020**



Source: Philippine Statistics Authority

**Fig 5. Total Employed Persons, Region XII
July 2019 & July 2020**



Source: Philippine Statistics Authority

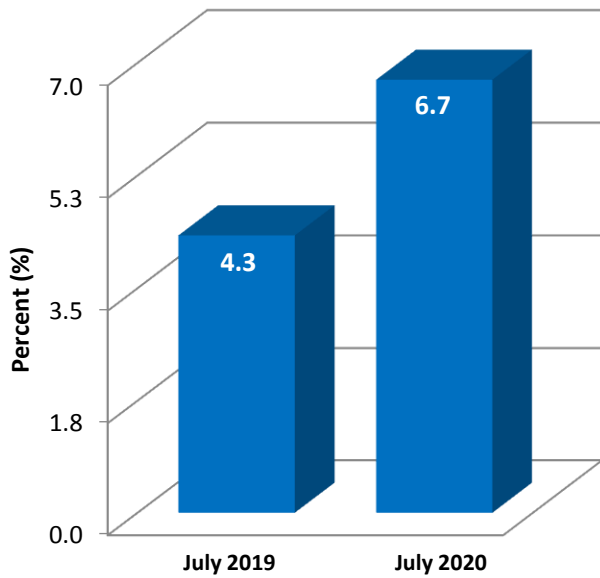
Unemployed Persons

The unemployed persons or persons who were without work, seeking for work and/or currently available for work during this period was estimated at 114.18 thousand, up by 57.7 percent from July 2019. This translated to an unemployment rate of 6.7 percent in July 2020 from 4.3 percent same period in 2019.



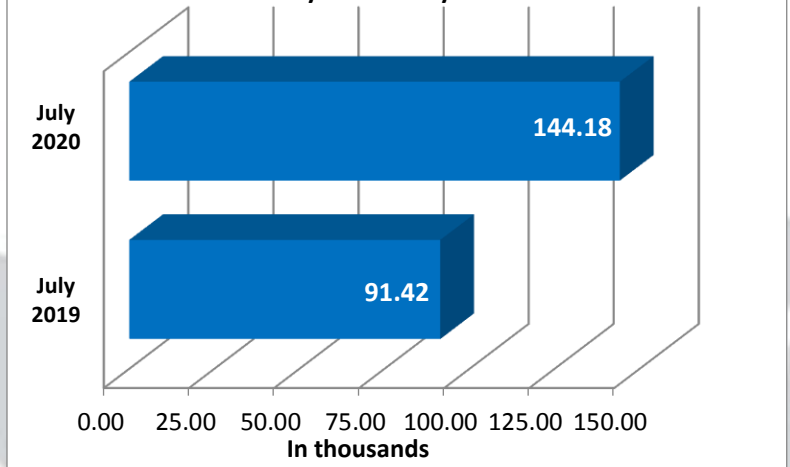


**Fig 6. Unemployment Rate, Region XII
July 2019 & July 2020**



Source: Philippine Statistics Authority

**Fig 7. Total Unemployed Persons, Region XII
July 2019 & July 2020**

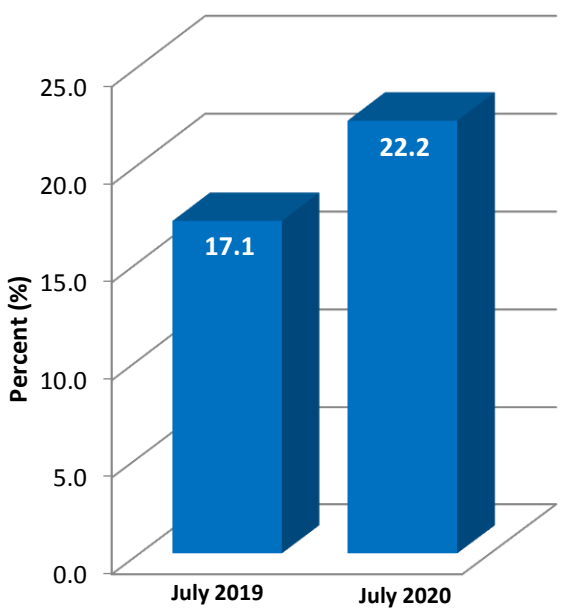


Source: Philippine Statistics Authority

Underemployed Persons

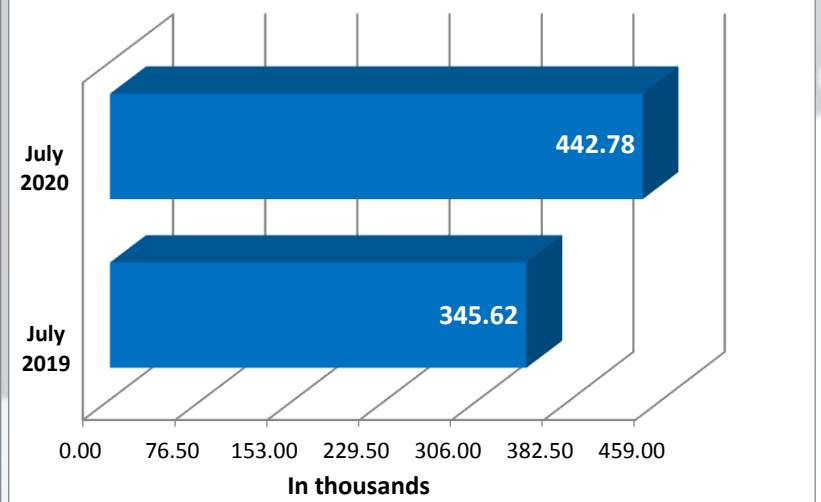
Underemployment rate was estimated at 22.2 percent, about 5.1 percentage points higher than the 17.1 percent recorded in July 2019. In July 2020, there were 97.17 thousand underemployed persons added to the 345.62 thousand recorded in July 2019. Underemployed persons are employed persons who express desire to have additional hours of work in their present job, or an additional job, or to have a new job with longer working hours.

**Fig 8. Underemployment Rate, Region XII
July 2019 & July 2020**



Source: Philippine Statistics Authority

**Fig 9. Total Underemployed Person, Region XII
July 2019 & July 2020**



Source: Philippine Statistics Authority





Notes:

- Details may not add up due to rounding.
- Based on the final results of the 2019 and 2020 July Round Labor Force Survey (LFS).

Definition of Terms

Labor Force Participation Rate (LFPR) - refers to persons 15 years old and over who are either employed or unemployed.

Population 15 Years Old and Over - refers to number of population 15 years old and over excluding overseas workers.

Employed - Employed persons include all those who, during the reference period are 15 years old and over as of their last birthday and are reported either at work or with a job but not at work.

Underemployed – Underemployed persons include all employed persons who express the desire to have additional hours of work in their present job, or an additional job, or to have a new job with longer working hours.

Unemployed - Unemployed persons include all those who, during the reference period, are 15 years old and over as of their last birthday and reported as: a) Without work, b) Currently available for work, and c) Seeking work.

Approved for Release:

ATTY. MAQAHAR L. MANULON, CESO V
Regional Director, PSA-RSSO XII

For inquiries, please contact:

MA. EILEEN A. BERDEPRADO/MUJAHID J. JAJI
Statistical Operations and Coordination Division (SOCD), PSA – RSSO XII
Telephone Number (064) 557-2416 / (064) 421-2827

