



# SPECIAL RELEASE

## JULY 2021 EMPLOYMENT SITUATION IN SOCCSKSARGEN REGION (Final Results)

Date of Release: 06 June 2022  
Reference No.: R12-SR2022-026

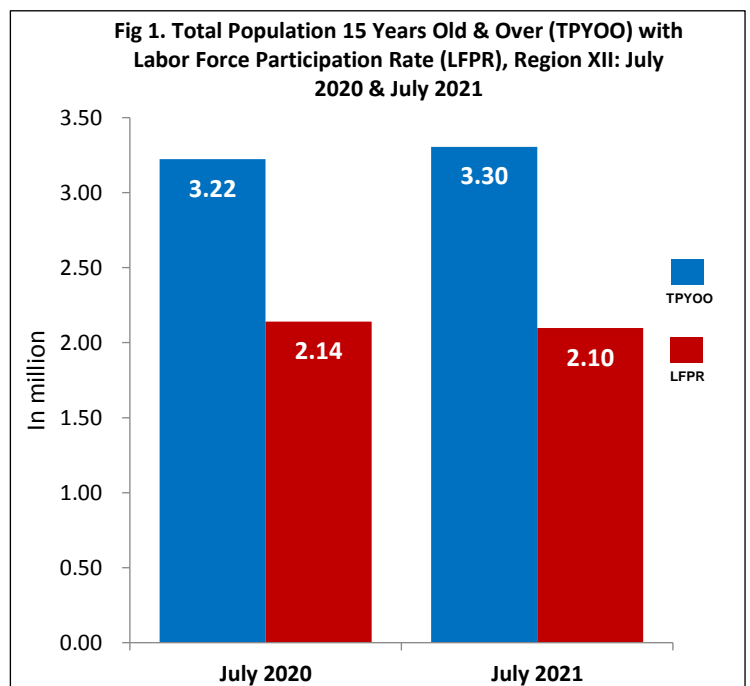
### Labor Force Survey (LFS)

*The Labor Force Survey (LFS) is a quarterly survey of households conducted nationwide by the PSA to gather data on the demographic and socio-economic characteristics of the population. It adopted the 2013 Master Sample Design, with a sample size of approximately 44,000 households nationwide. The PSA makes use of the tablets through the Computer Aided Personal Interviewing (CAPI) in the quarterly field enumeration starting in the January 2017 round of the LFS.*

*It aims to provide a quantitative framework for the preparation of plans and formulation of policies affecting the labor market. Specifically, the survey is designed to provide statistics on levels and trends of employment, unemployment and underemployment for the country, as a whole, and for each of the administrative regions.*

### Population 15 Years Old and Over & Labor Force Participation Rate (LFPR)

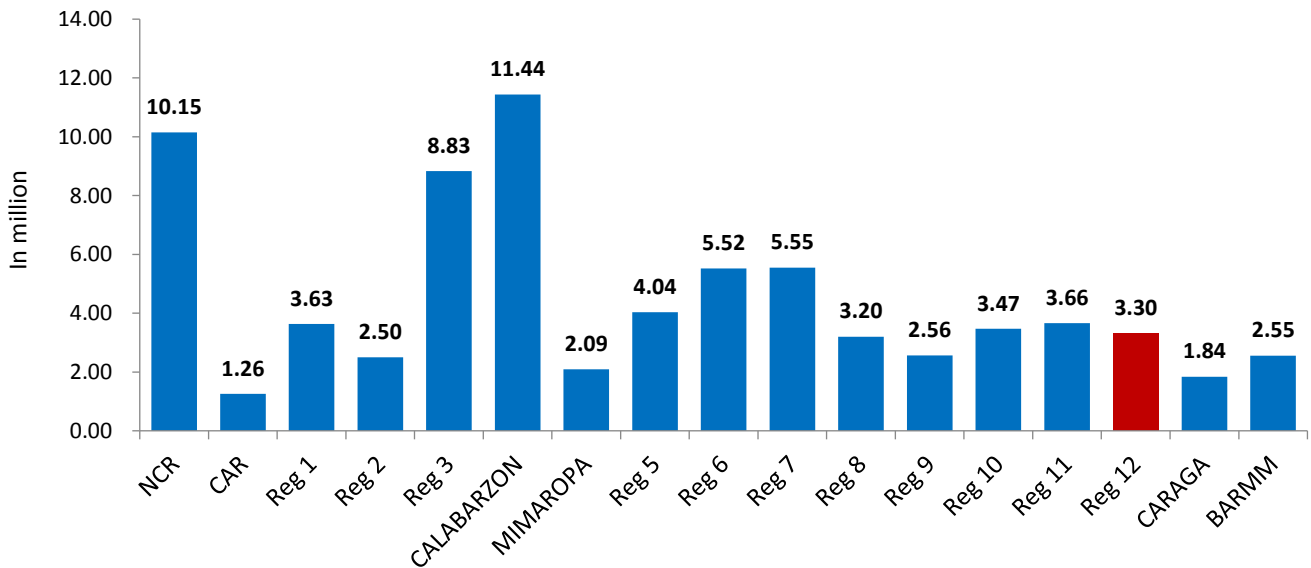
The population 15 years and over in SOCCSKSARGEN Region reached 3.30 million in July 2021, higher by 82.51 thousand compared to the previous year's 3.22 million (Fig 1). This figure constituted 4.4 percent of the country's 75.57 million population 15 years old and over. Region XII ranked 10<sup>th</sup> in terms of population of 15 years old and over with Region IV-A topping the list with 11.44 million and CAR at the bottom with 1.26 million (Fig 2).



Source: Philippine Statistics Authority



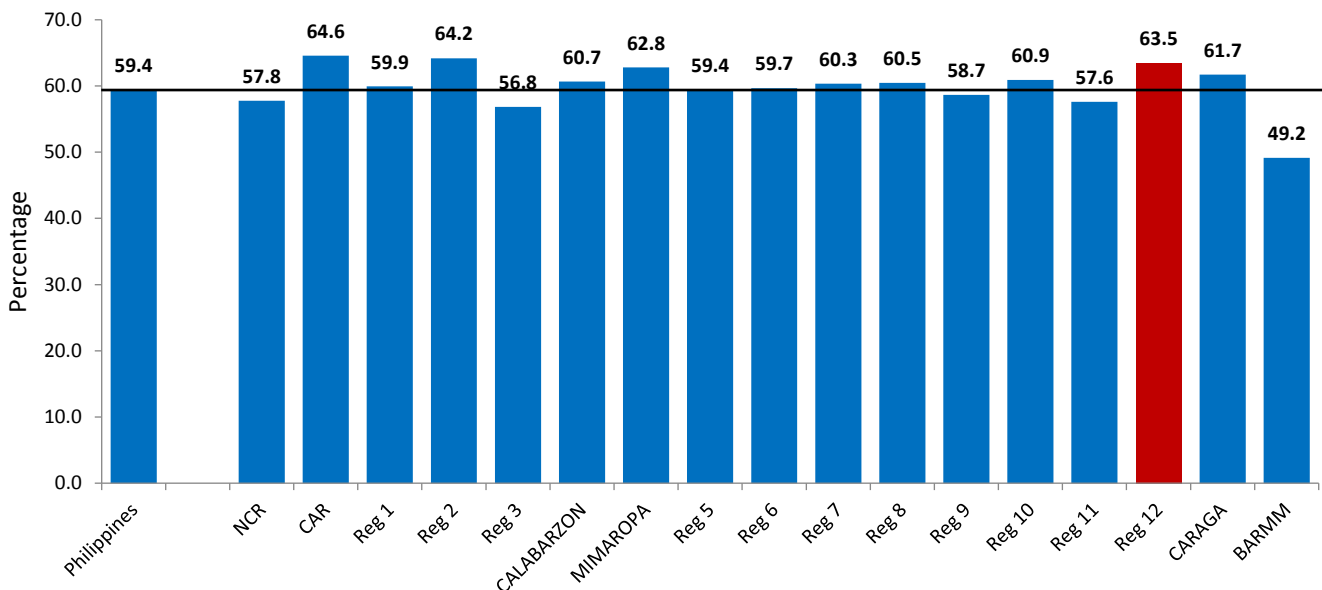
**Fig 2. Total Population 15 Years Old and Over by Region, Philippines: July 2021**



Source: Philippine Statistics Authority

The population in the labor force has declined from 2.14 million in July 2020 to 2.10 million in 2021; a decrease of 2.0 percent or roughly 42.07 thousand individuals were out of the labor force from last year's estimate. Labor Force Participation Rate (LFPR) in July 2021 was estimated at 63.5 percent, third highest among the 17 administrative regions following CAR with 64.6 and Region 2 at 64.2 percent. SOCCSKSARGEN together with 10 more regions recorded a higher rate than the national LFPR average of 59.4 percent (Fig 3).

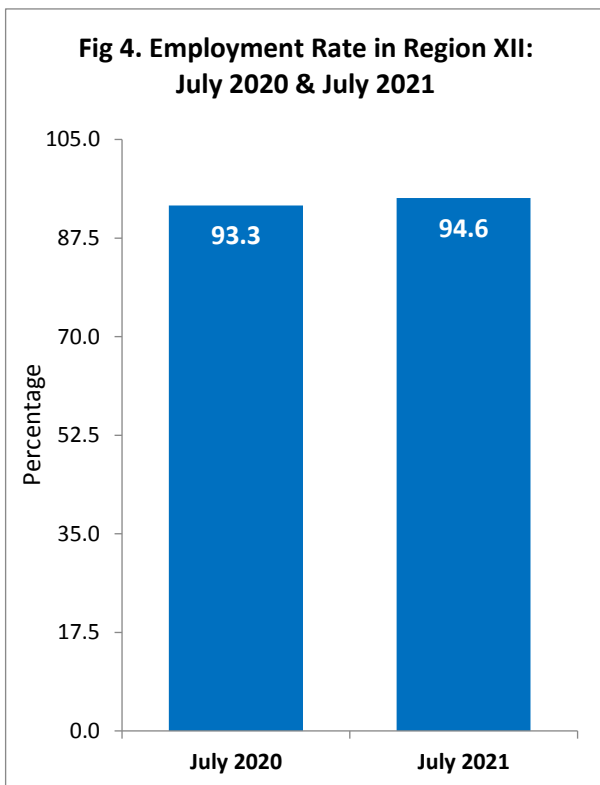
**Fig 3. Labor Force Participation Rate by Region, Philippines: July 2021**



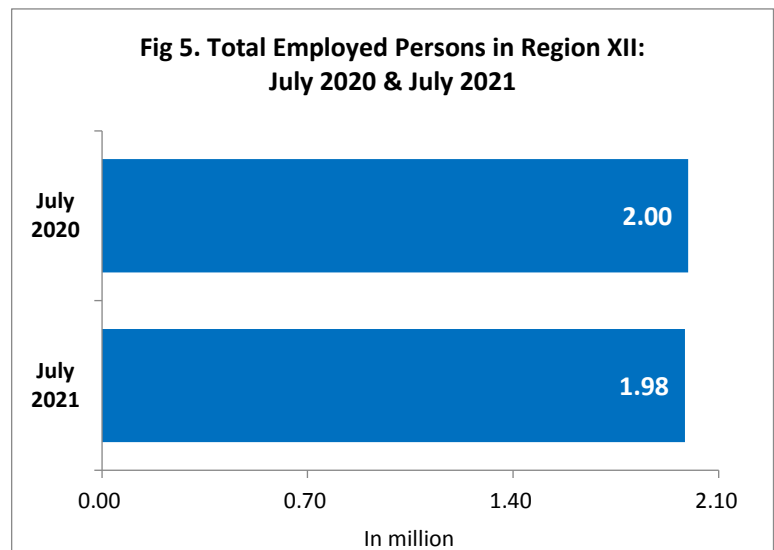
Source: Philippine Statistics Authority

## Employed Persons

Of the 2.10 million work force in SOCCSKSARGEN in July 2021, about 94.6 percent or 1.98 million individuals were employed or at work (*Fig 4*). It decreased by 0.6 percent from 2.00 million employed persons in July 2020. Employment rate during the period was pegged at 94.6 percent, higher by 1.3 percentage points compared to the 93.3 percent estimated in July 2020 (*Fig 5*).



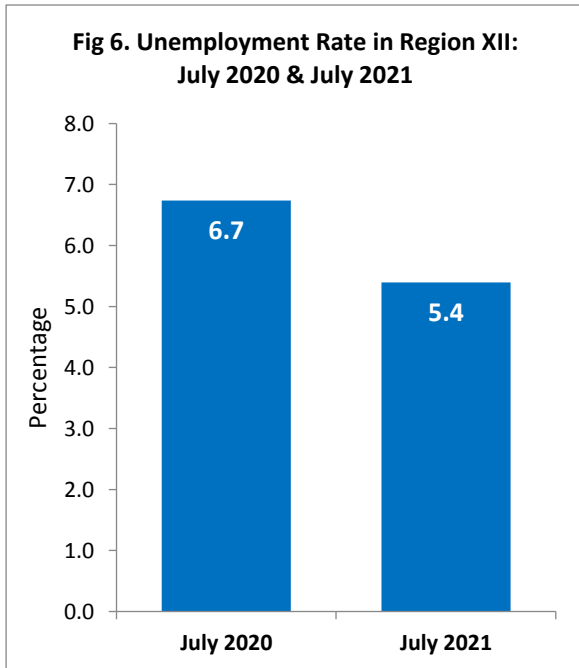
Source: Philippine Statistics Authority



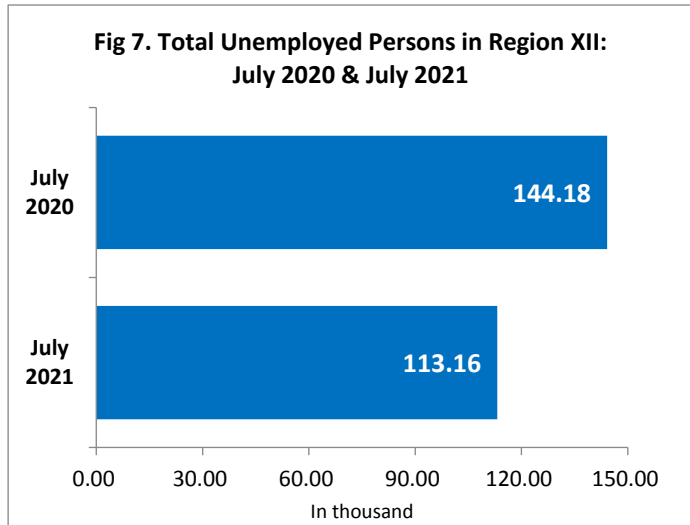
Source: Philippine Statistics Authority

## Unemployed Persons

The unemployed persons or persons who were without work, seeking for work and/or currently available for work during this period was estimated at 113.16 thousand on July 2021, lower by 31.02 thousand persons recorded the previous year (*Fig 7*). This translated to an unemployment rate of 5.4 percent in July 2021 from 6.7 percent on same period in 2020 (*Fig 6*).



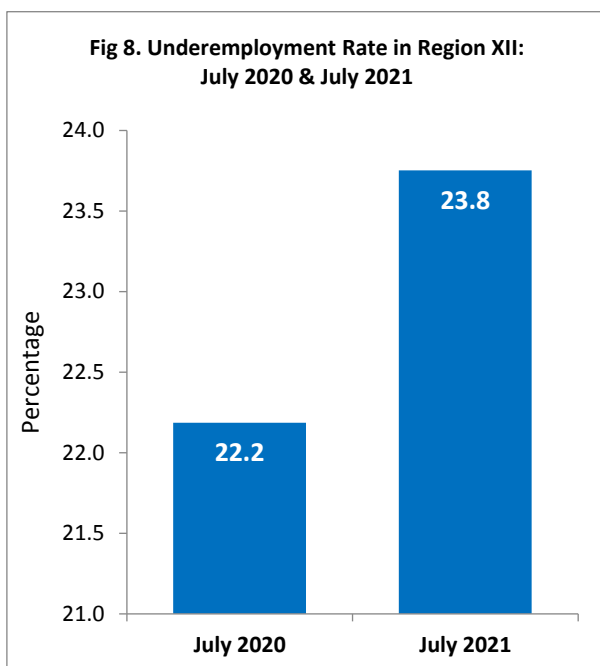
Source: Philippine Statistics Authority



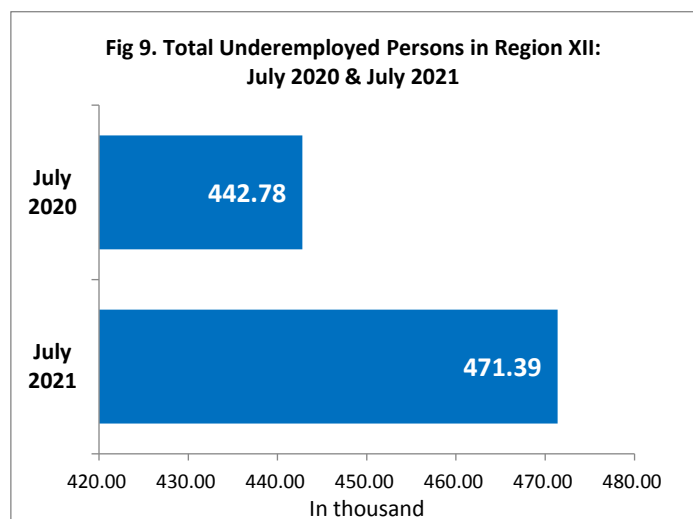
Source: Philippine Statistics Authority

## Underemployed Persons

Underemployment rate in the region was estimated at 23.8 percent, about 1.6 percentage points higher than the 22.2 percent recorded in July 2020 (Fig 8). In July 2021, there were 28.61 thousand underemployed persons added to the 442.78 thousand recorded in July 2020 (Fig 9). Underemployed persons are employed persons who express desire to have additional hours of work in their present job, or an additional job, or to have a new job with longer working hours.



Source: Philippine Statistics Authority



Source: Philippine Statistics Authority



**Notes:**

- Details may not add up due to rounding.
- Results are based on the 2015 POPCEN-based Population Projection
- Based on the final results of the July 2020 and July 2021 Round Labor Force Survey (LFS).

**Definition of Terms**

**Labor Force Participation Rate (LFPR)** - refers to persons 15 years old and over who are either employed or unemployed.

**Population 15 Years Old and Over** - refers to number of population 15 years old and over excluding overseas workers.

**Employed persons-** include all those who, during the reference period are 15 years old and over as of their last birthday and are reported either at work or with a job but not at work.

**Underemployed persons** – include all employed persons who express the desire to have additional hours of work in their present job, or an additional job, or to have a new job with longer working hours.

**Unemployed persons** - include all those who, during the reference period, are 15 years old and over as of their last birthday and reported as: a) Without work, b) Currently available for work, and c) Seeking work.

Approved for Release:

**ATTY. MAQTAHAR L. MANULON, CESO V**  
Regional Director, PSA-RSSO XII

For inquiries, please contact:

**MA. EILEEN A. BERDEPRADO/MUJAHID J. JAJI**

Statistical Operations and Coordination Division (SOCD), PSA – RSSO XII  
Telephone Number (083) 554-7249 / (083) 825-2830



Management System  
ISO 9001:2015  
Cert. Reg. No.  
01 100 1734754/18  
www.tuv.com  
ID 3108640991



2/F JYSL Annex Building, Balmores Street, Poblacion-Zone 2, Koronadal City 9506  
Telephone: (083) 554-7249  
E-mail: [psadose@gmail.com](mailto:psadose@gmail.com)  
<https://rsso12.psa.gov.ph>