



SPECIAL RELEASE

APRIL 2022 EMPLOYMENT SITUATION IN SOCCSKSARGEN REGION (Preliminary Results)

Date of Release: 21 October 2022

Reference No. R12-SR2022-036

Labor Force Survey (LFS)

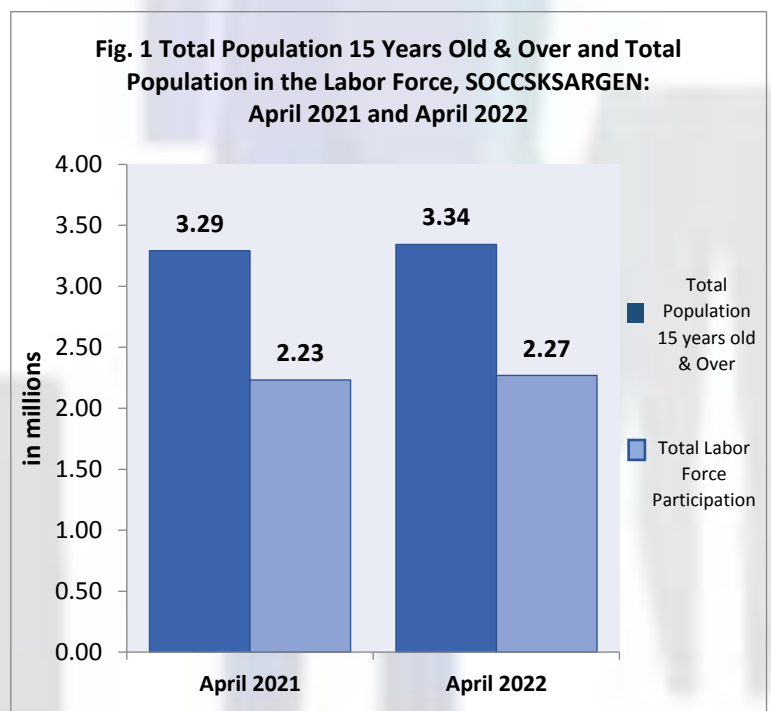
The Labor Force Survey (LFS) is a quarterly survey of households conducted nationwide by the PSA to gather data on the demographic and socio-economic characteristics of the population. It adopted the 2013 Master Sample Design, with a sample size of approximately 44,000 households. The PSA makes use of the Computer Aided Personal Interviewing (CAPI) in the field enumeration through tablets which started last January 2017 round of LFS.

It aims to provide a quantitative framework for the preparation of plans and formulation of policies affecting the labor market.

Specifically, the survey is designed to provide statistics on levels and trends of employment, unemployment and underemployment for the country, as a whole, and for each of the administrative regions.

Population 15 Years Old and Over & Labor Force Participation Rate (LFPR)

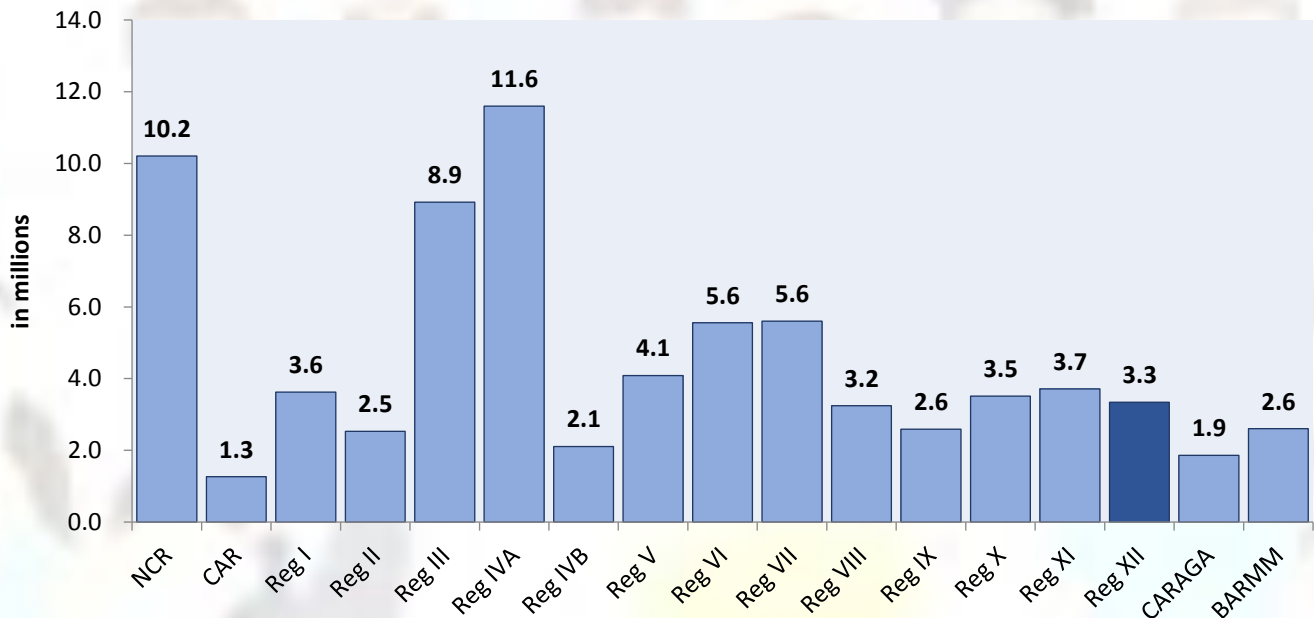
The population 15 years and over in SOCCSKSARGEN Region reached 3.34 million in April 2022, about 54.37 thousand higher compared to previous year's 3.29 million (Fig. 1). These constituted about 4.4 percent to the 74.37 million population 15 years old and over nationwide. The region ranked 10th in terms of population of 15 years old and over with Region IV-A the highest at 11.60 million and CAR at the bottom with 1.27 million (Fig. 2).



Source: Philippine Statistics Authority



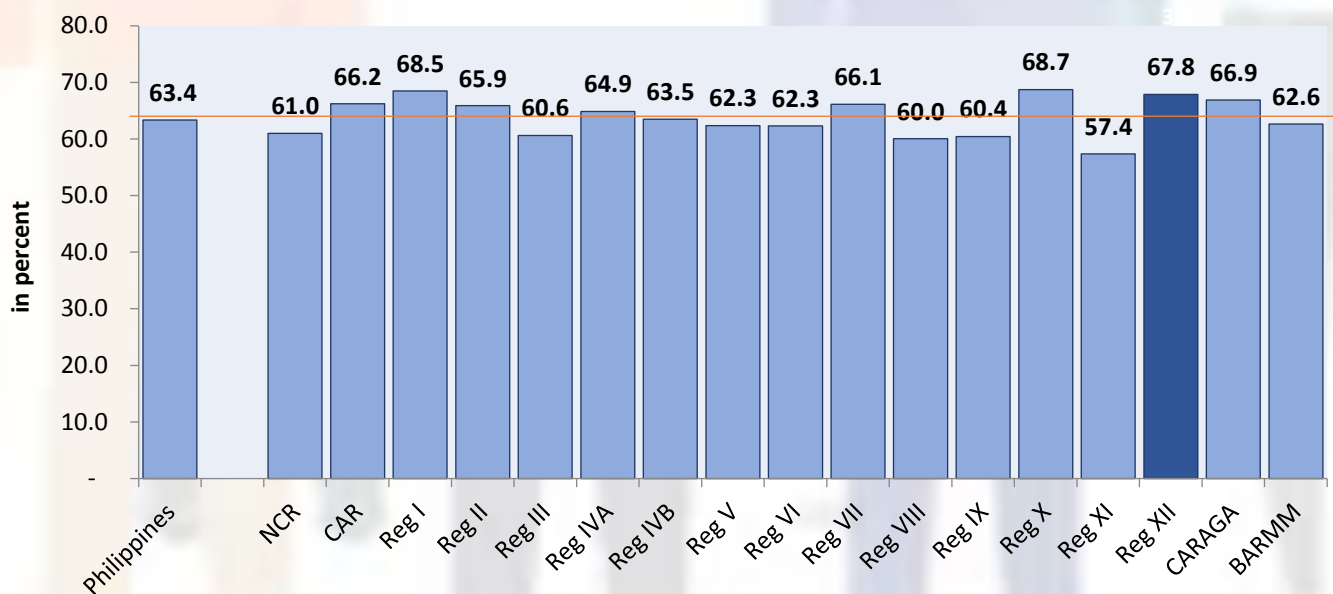
**Fig 2. Total Population of 15 Years Old and Over by Region, Philippines
April 2021 and April 2022**



Source: Philippine Statistics Authority

Population in the labor force in the region rose from 2.23 million in April 2021 to about 2.27 million in 2022, an increase of 1.7 percent or about 37.05 thousand individuals were added to the labor force last year. Labor Force Participation Rate (LFPR) in April 2022 was estimated at 67.8 percent, third highest among the 17 regions and higher than the national LFPR average of 63.4 percent. Eight (8) regions had LFPR higher than the national average.

Fig 3. Labor Force Participation Rate by Region, Philippines: April 2021 and April 2022



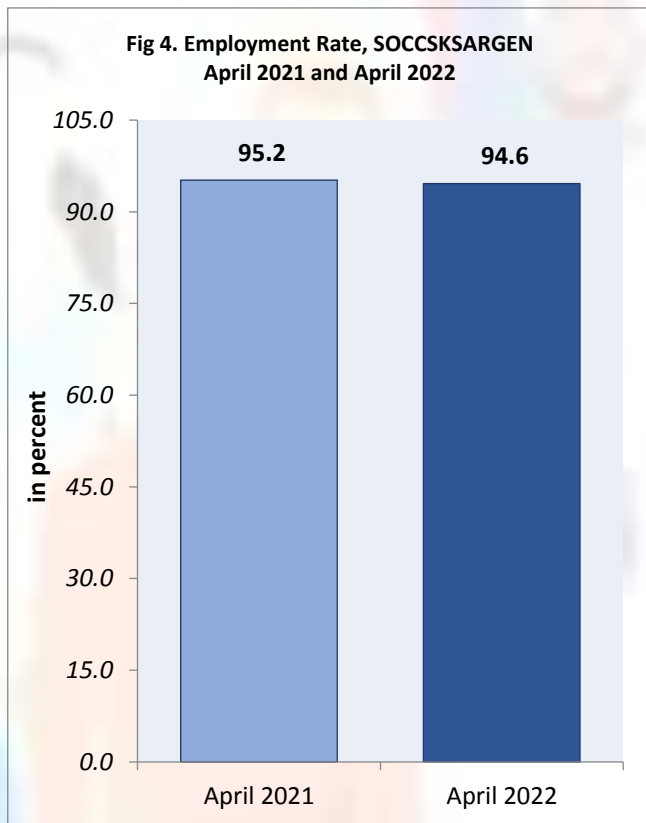
Source: Philippine Statistics Authority



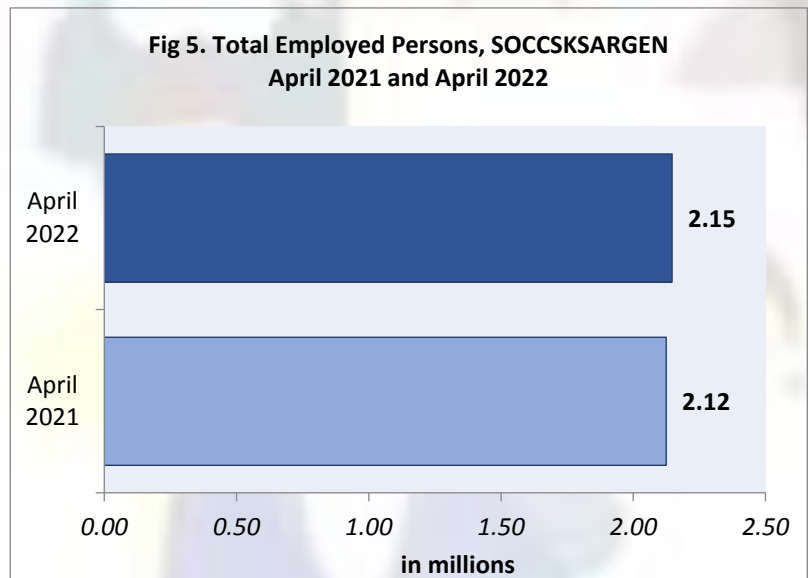


Employed Persons

Of the total 2.27 million work force of SOCCSKSARGEN Region in April 2022, around 94.6 percent or roughly 2.15 million individuals were employed or at work. It increased from 2.12 million employed persons in April 2021, about 1.0 percent higher compared to the April 2022 estimates. At 94.6 percent, employment rate during the period was lower by 0.6 percentage point compared to the 95.2 percent estimated in April 2021.



Source: Philippine Statistics Authority



Source: Philippine Statistics Authority

Unemployed Persons

The unemployed persons or persons who were without work, seeking for work and/or currently available for work during this period was estimated at 122.01 thousand, up by 14.0 percent from April 2021. This translated to an unemployment rate of 5.4 percent in April 2022 from 4.8 percent same period in 2021.



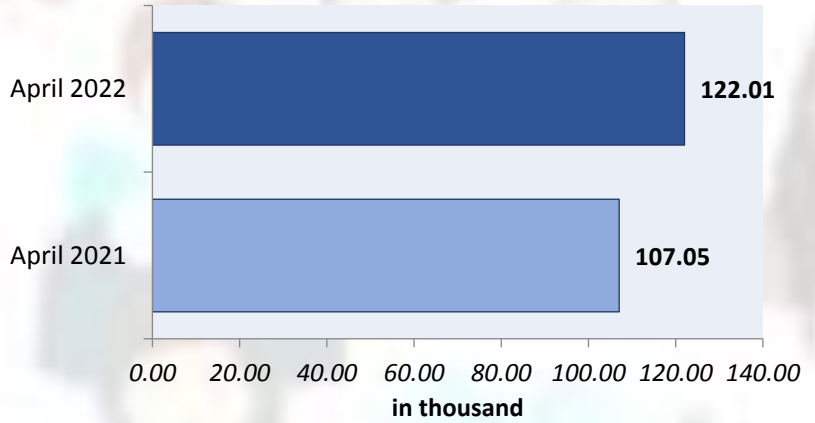


**Fig 6. Unemployment Rate, SOCCSKSARGEN
April 2021 and April 2022**



Source: Philippine Statistics Authority

**Fig 7. Total Unemployed Persons, SOCCSKSARGEN
April 2021 and April 2022**

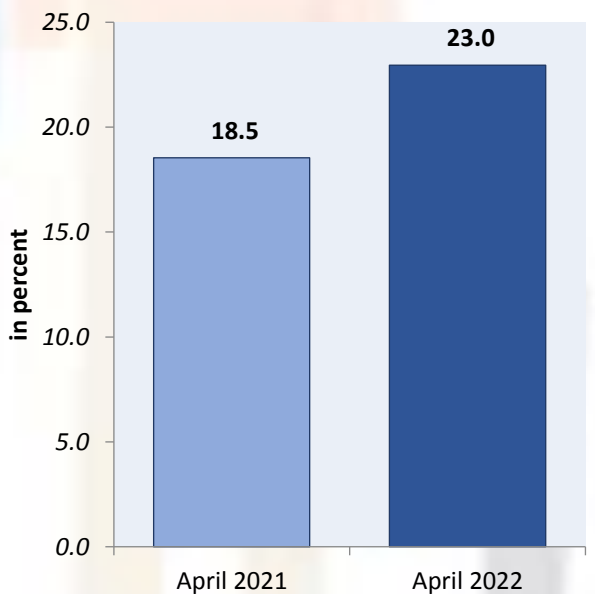


Source: Philippine Statistics Authority

Underemployed Persons

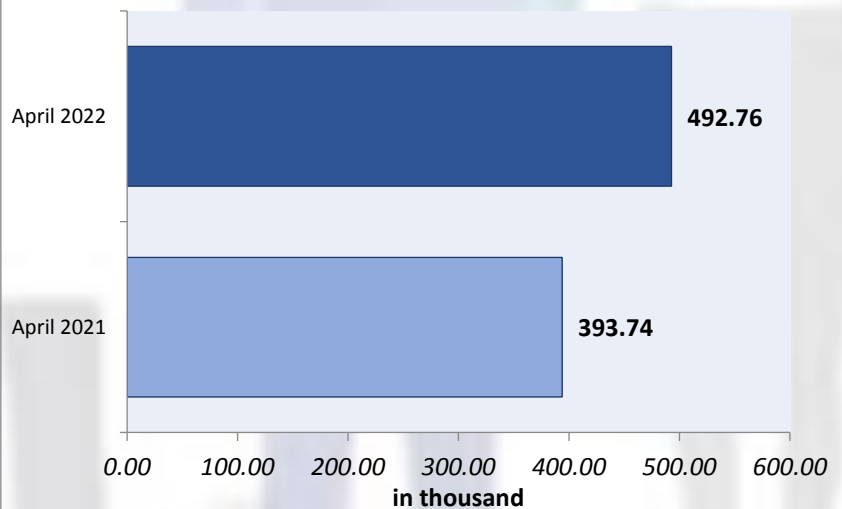
Underemployment rate was estimated at 23.0 percent, about 4.4 percentage points higher than the 18.5 percent recorded in April 2021. In April 2022, there were 99.02 thousand underemployed persons added to the 393.74 thousand recorded in April 2021. Underemployed persons are employed persons who express desire to have additional hours of work in their present job, or an additional job, or to have a new job with longer working hours.

**Fig 8. Underemployment Rate, SOCCSKSARGEN
April 2021 and April 2022**



Source: Philippine Statistics Authority

**Fig 9. Total Underemployed Persons, SOCCSKSARGEN
April 2021 and April 2022**



Source: Philippine Statistics Authority





Notes:

- Details may not add up due to rounding.
- Based on the final results of the 2019 and 2020 July Round Labor Force Survey (LFS).

Definition of Terms

Labor Force Participation Rate (LFPR) - refers to persons 15 years old and over who are either employed or unemployed.

Population 15 Years Old and Over - refers to number of population 15 years old and over excluding overseas workers.

Employed - Employed persons include all those who, during the reference period are 15 years old and over as of their last birthday and are reported either at work or with a job but not at work.

Underemployed – Underemployed persons include all employed persons who express the desire to have additional hours of work in their present job, or an additional job, or to have a new job with longer working hours.

Unemployed - Unemployed persons include all those who, during the reference period, are 15 years old and over as of their last birthday and reported as: a) Without work, b) Currently available for work, and c) Seeking work.

Approved for Release:


ATTY. MAQTAHAR L. MANULON, CESO V
Regional Director, PSA-RSSO XII

For inquiries, please contact:

MA. EILEEN A. BERDEPRADO/MUJAHID J. JAJI
Statistical Operations and Coordination Division (SOCD), PSA – RSSO XII
Email: socd.psa12@gmail.com
Tel No.: (083) 554-7429

