



SPECIAL RELEASE

Employment Rate in SOCCSKSARGEN Region hits 93.3 percent in July 2020 (Preliminary Estimates)

Date of Release: 17 November 2020

Reference No. R12-SR2020-064

Labor Force Participation Rate slightly increased to 66.4%

In July 2020, the total population 15 years old and over in SOCCSKSARGEN Region reached 3.222 million, up by 2.1 percent compared to 3.156 million in July 2019. This number was about 4.4% of the national figures. Of the total population 15 years old and over in the region, more than half (66.4%) were in the labor force (**Table 1**).

TABLE 1: Total Population 15 Years Old and Over and Rates of Labor Force Participation in the Philippines, by Region: July 2020 and July 2019

Region	Total Population 15 Years Old and Over		Labor Force	
	July 2020 ^P	July 2019 ^R	July 2020 ^P	July 2019 ^R
Philippines (in thousands)	74,061	72,446	61.9	62.1
National Capital Region (NCR)	9,962	9,793	59.2	61.2
Cordillera Administrative Region (CAR)	1,229	1,216	64.6	61.4
Region I (Ilocos Region)	3,540	3,512	64.7	62.3
Region II (Cagayan Valley)	2,457	2,413	64.8	62.6
Region III (Central Luzon)	8,607	8,350	58.9	60.2
Region IV-A (CALABARZON)	11,206	10,811	63.9	65.7
MIMAROPA Region	2,049	2,015	64.2	62.1
Region V (Bicol Region)	3,972	3,902	62.1	62.9
Region VI (Western Visayas)	5,448	5,368	60.8	59.6
Region VII (Central Visayas)	5,482	5,340	57.8	60.3
Region VIII (Eastern Visayas)	3,144	3,094	60.9	62.0
Region IX (Zamboanga Peninsula)	2,522	2,478	60.8	55.8
Region X (Northern Mindanao)	3,382	3,316	68.8	72.3
Region XI (Davao Region)	3,565	3,508	59.5	59.1
Region XII (SOCCSKSARGEN)	3,222	3,156	66.4	65.3
Region XIII (Caraga)	1,808	1,784	68.6	63.4
Bangsamoro Autonomous Region in Muslim Mindanao (BARMM)	2,465	2,389	62.3	54.7

Notes:

P Estimates are preliminary and may change. Estimates are based on the 2015 POPCEN-based Population Projections

R Revised estimates based on 2015 POPCEN-Based Population Projection

Details may not add up to totals due to rounding.

Source: Philippine Statistics Authority, Labor Force Survey

Management System
ISO 9001:2015
Cert. Reg. No.
01-190-1724754/15
www.tuv.com
ID 9108640991

4/F CYMCI Building, Don Rufino Alonzo St., Cotabato City 9600

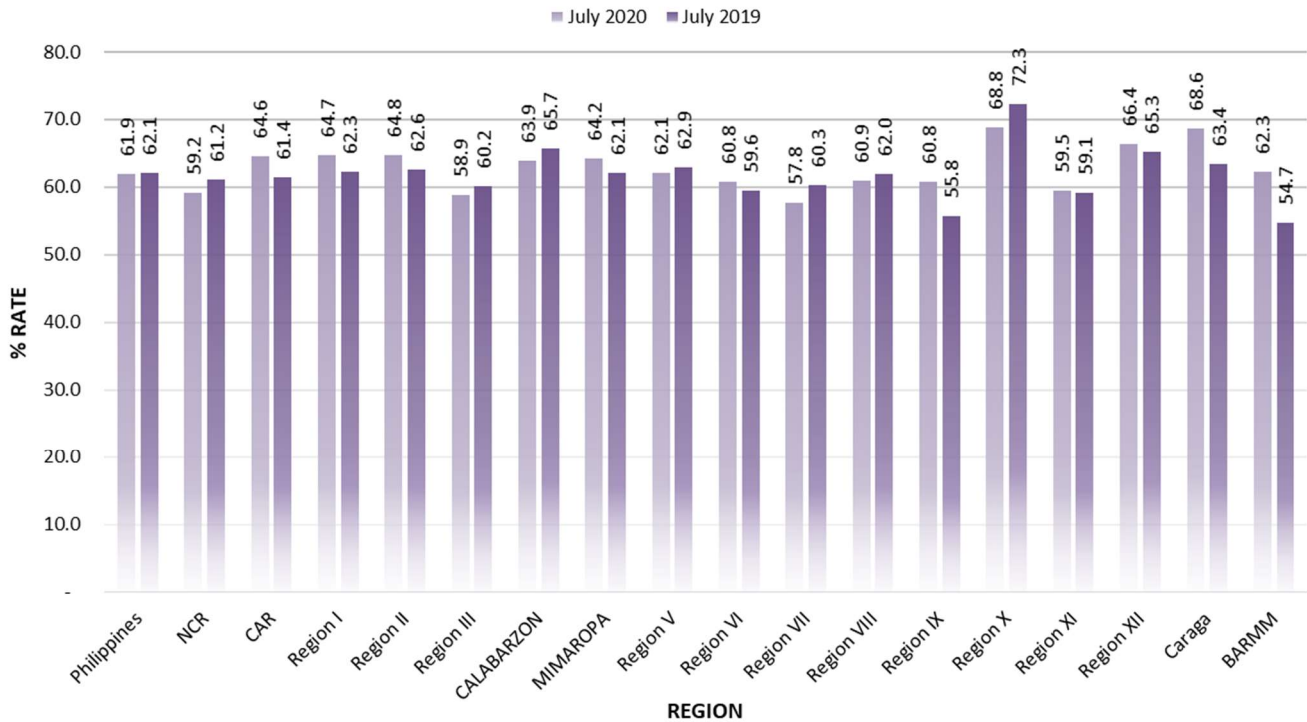
Telefax: (064) 421-2827, Telephone: (064) 557-2416

E-mail: psadose@gmail.com

<https://rso12.psa.gov.ph>

The Labor Force Participation Rate (LFPR) or the proportion of employed and unemployed persons to the population 15 years old and over in the region was slightly higher by 1.1 percentage points compared to the same period the previous year. The region's LFPR was higher by 4.5 percentage points compared to the national estimates of 61.9%. Ten (10) regions had LFPR higher than the national average (**Figure 1**).

FIGURE 1: LABOR FORCE PARTICIPATION RATE IN THE PHILIPPINES, BY REGION: JULY 2019 AND JULY 2020



SOCCSKSARGEN Region was ranked 3rd among the 17 regions in the country with the highest LFPR. Northern Mindanao posted the highest at 68.8%. It was followed by CARAGA at 68.6%. The top two (2) regions with lowest LFPR were observed in Central Luzon at 58.9% and Central Visayas being the lowest at 57.8% (**Table 2**).

Table 2: Labor Force Participation Rate in the Philippines, by Region: July 2020

Region	July 2020
Philippines	61.9
National Capital Region (NCR)	59.2
Cordillera Administrative Region (CAR)	64.6
Region I (Ilocos Region)	64.7
Region II (Cagayan Valley)	64.8
Region III (Central Luzon)	58.9
Region IV-A (CALABARZON)	63.9
MIMAROPA Region	64.2
Region V (Bicol Region)	62.1
Region VI (Western Visayas)	60.8
Region VII (Central Visayas)	57.8
Region VIII (Eastern Visayas)	60.9
Region IX (Zamboanga Peninsula)	60.8
Region X (Northern Mindanao)	68.8
Region XI (Davao Region)	59.5
Region XII (SOCCSKSARGEN)	66.4
Region XIII (Caraga)	68.6
Bangsamoro Autonomous Region in Muslim Mindanao (BARMM)	62.3



Employment Rate went down to 93.3%

About 93.3% of the working-age population who were in the labor force in SOCCSKSARGEN Region were employed in July 2020. This was 2.4 percentage points lower compared to the 95.6% posted in same period the previous year. The region's employment rate was 3.3 percentage points higher compared to the national average of 90.0% (**Figure 2**). SOCCSKSARGEN Region was ranked 6th in terms of employment rate. Twelve (12) regions had employment rates better than the national figures. BARMM posted the highest employment rate at 96.2% while the lowest was NCR with 84.2% (**Table 3**).

Unemployment Rate went up to 6.7%

At 6.7% in July 2020, unemployment rate in the region increased by 2.3 percentage points from 4.4% in July 2019. SOCCSKSARGEN Region's unemployment rate was lower by 3.3 percentage point compared to the national estimates of 10.0% in July 2020 (**Figure 3**). NCR had the highest unemployment rate at 15.8% followed by CALABARZON with 12.4%. Twelve (12) regions had unemployment rates lower than the national figure (**Table 4**).

FIGURE 2: EMPLOYMENT RATE OF TOTAL POPULATION 15 YEARS OLD AND OVER, PHILIPPINES (JULY 2020) AND REGION XII (JULY 2020 AND JULY 2019)

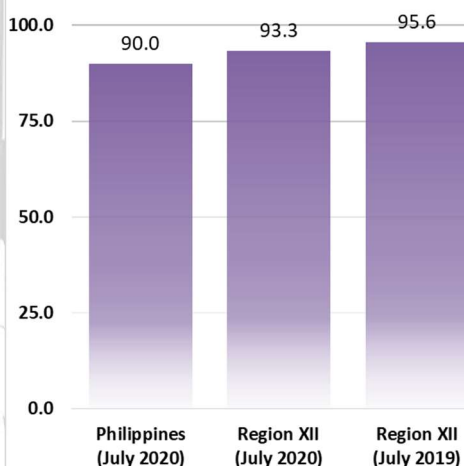


FIGURE 3: UNEMPLOYMENT RATE OF TOTAL POPULATION 15 YEARS OLD AND OVER, PHILIPPINES (JULY 2020) AND REGION XII (JULY 2020 AND JULY 2019)

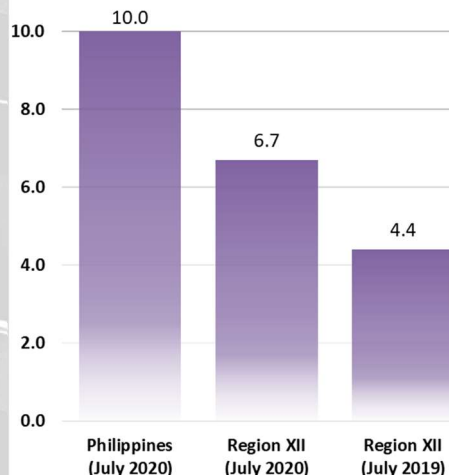


Table 3: Employment Rate of Total Population 15 Years Old and Over in the Philippines, By Region: July 2020

Region	July 2020
Philippines	90.0
National Capital Region (NCR)	84.2
Cordillera Administrative Region (CAR)	90.4
Region I (Ilocos Region)	88.9
Region II (Cagayan Valley)	90.6
Region III (Central Luzon)	89.1
Region IV-A (CALABARZON)	87.6
MIMAROPA Region	94.3
Region V (Bicol Region)	90.9
Region VI (Western Visayas)	93.7
Region VII (Central Visayas)	88.3
Region VIII (Eastern Visayas)	91.9
Region IX (Zamboanga Peninsula)	93.7
Region X (Northern Mindanao)	94.0
Region XI (Davao Region)	92.0
Region XII (SOCCSKSARGEN)	93.3
Region XIII (Caraga)	93.3
Bangsamoro Autonomous Region in Muslim Mindanao (BARMM)	96.2

Table 4: Unemployment Rate of Total Population 15 Years Old and Over in the Philippines, By Region: July 2020

Region	July 2020
Philippines	10.0
National Capital Region (NCR)	15.8
Cordillera Administrative Region (CAR)	9.6
Region I (Ilocos Region)	11.1
Region II (Cagayan Valley)	9.4
Region III (Central Luzon)	10.9
Region IV-A (CALABARZON)	12.4
MIMAROPA Region	5.7
Region V (Bicol Region)	9.1
Region VI (Western Visayas)	6.3
Region VII (Central Visayas)	11.7
Region VIII (Eastern Visayas)	8.1
Region IX (Zamboanga Peninsula)	6.3
Region X (Northern Mindanao)	6.0
Region XI (Davao Region)	8.0
Region XII (SOCCSKSARGEN)	6.7
Region XIII (Caraga)	6.7
Bangsamoro Autonomous Region in Muslim Mindanao (BARMM)	3.8





Underemployment rate rose to 22.2%

Underemployed persons in the region rose to 22.2% in July 2020. About 5.3 percentage points higher compared to 16.9% the previous year. SOCCSKSARGEN region’s underemployment rate was 4.9 percentage points higher compared to the 17.3% national average (**Figure 4**). The top 5 highest underemployed rates were recorded in MIMAROPA Region (27.2%) being the highest, followed by Northern Mindanao (24.1%), Bicol Region (23.3), SOCCSKSARGEN (22.2%) and CALABARZON (21.9%). In July 2020, only two (2) regions had single-digit underemployment rates with Davao Region at 9.2% and the lowest in BARMM at 9.0% (**Table 5**).

FIGURE 4: UNDEREMPLOYMENT RATE OF TOTAL POPULATION 15 YEARS OLD AND OVER, PHILIPPINES (JULY 2020) AND REGION XII (JULY 2020 AND JULY 2019)

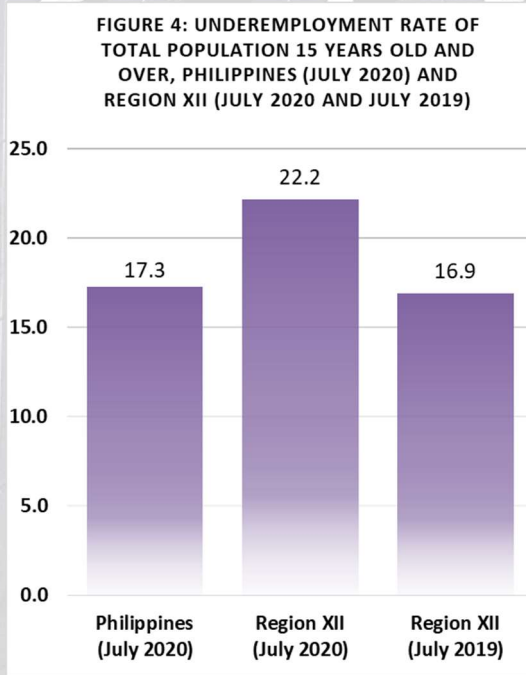


Table 5: Underemployment Rate of Total Population 15 Years Old and Over in the Philippines, By Region: July 2020

Region	July 2020
Philippines	17.3
National Capital Region (NCR)	11.5
Cordillera Administrative Region (CAR)	17.2
Region I (Ilocos Region)	15.8
Region II (Cagayan Valley)	21.8
Region III (Central Luzon)	15.8
Region IV-A (CALABARZON)	21.9
MIMAROPA Region	27.2
Region V (Bicol Region)	23.3
Region VI (Western Visayas)	10.4
Region VII (Central Visayas)	17.0
Region VIII (Eastern Visayas)	21.2
Region IX (Zamboanga Peninsula)	14.4
Region X (Northern Mindanao)	24.1
Region XI (Davao Region)	9.2
Region XII (SOCCSKSARGEN)	22.2
Region XIII (Caraga)	17.1
Bangsamoro Autonomous Region in Muslim Mindanao (BARMM)	9.0

Approve for release:

ATTY. MAQTAHAR L. MANULON, CESO V
Regional Director

For inquiries, please contact:

MA. EILEEN A. BERDEPRADO/FAHMUDIN A. SALILAGIA
Statistical Operations and Coordination Division, PSA-RSSO XII
Telephone Number (064) 557-2416



Management System
ISO 9001:2015
Cert. Reg. No.
01 100 1724754/16
www.tuv.com
ID 9108640991



4/F CYMCI Building, Don Rufino Alonzo St., Cotabato City 9600
Telefax: (064) 421-2827, Telephone: (064) 557-2416
E-mail: psadose@gmail.com
<https://rso12.psa.gov.ph>



Definition of Terms

Labor Force Participation Rate (LFPR)

Percentage of the total number of persons in the labor force to the total population 15 years old and over.

Employment Rate

Percentage of the total number of employed persons to the total number of persons in the labor force.

Unemployment Rate

Percentage of the total number of unemployed persons to the total number of persons in the labor force.

Underemployment Rate

Percentage of the total number of underemployed persons to the total number of employed persons.

Employed Persons

Persons in the labor force who were reported either as at work (according to the definition of work), or with a job or business although not at work. Persons at work are those who did some work, even for an hour, during the reference period.

Persons are also considered employed if they are with a job/business even though not at work during the reference period because of reasons such as temporary illness/injury, vacation or other leave of absence, bad weather, or strike/labor dispute.

Underemployed Persons

Employed persons who expressed the desire to have additional hours of work in their present job or in an additional job, or to have a new job with longer working hours.

