

SPECIAL RELEASE

SOCCSKSARGEN REGION'S 2nd QUARTER 2020 FISHERIES PRODUCTION UP BY 23.0 PERCENT

Date of Release: 26 OCTOBER 2020

Reference No. : R12-SR2020-053

Fisheries production in SOCCSKSARGEN Region reached 92,470 metric tons in the 2nd quarter of 2020, up by 23.0% from the same period in 2019. Among the four (4) provinces in the region, only South Cotabato has posted an increase in production when compared to the same period last year. At 86,702 metric tons, South Cotabato accounted for 93.8% of the total regional fisheries production during the review period.

**Table 1. Volume of Fisheries Production by Province and Sector,
SOCCSKSARGEN Region: 2nd Quarter 2020 and 2019**

Province	Production (MT)		Percent Change (%)
	2nd Quarter 2020	2nd Quarter 2019	
SOCCSKSARGEN Region	92,470.41	75,196.78	23.0
South Cotabato	86,702.34	66,560.46	30.3
Sarangani	3,098.60	3,114.68	-0.5
Sultan Kudarat	1,018.09	2,707.11	-62.4
Cotabato	1,651.38	2,814.53	-41.3
COMMERCIAL	85,626.74	66,190.41	29.4
South Cotabato	85,523.74	65,538.03	30.5
Sarangani	48.03	30.22	58.9
Sultan Kudarat	54.97	622.16	-91.2
MUNICIPAL	3,973.89	5,624.17	-29.3
South Cotabato	578.91	415.07	39.5
Sarangani	1,277.67	1,780.18	-28.2
Sultan Kudarat	604.74	746.79	-19.0
Cotabato	1,512.57	2,682.13	-43.6
AQUACULTURE	2,869.78	3,382.20	-15.2
South Cotabato	599.69	607.36	-1.3
Sarangani	1,772.90	1,304.28	35.9
Sultan Kudarat	358.38	1,338.16	-73.2
Cotabato	138.81	132.40	4.8

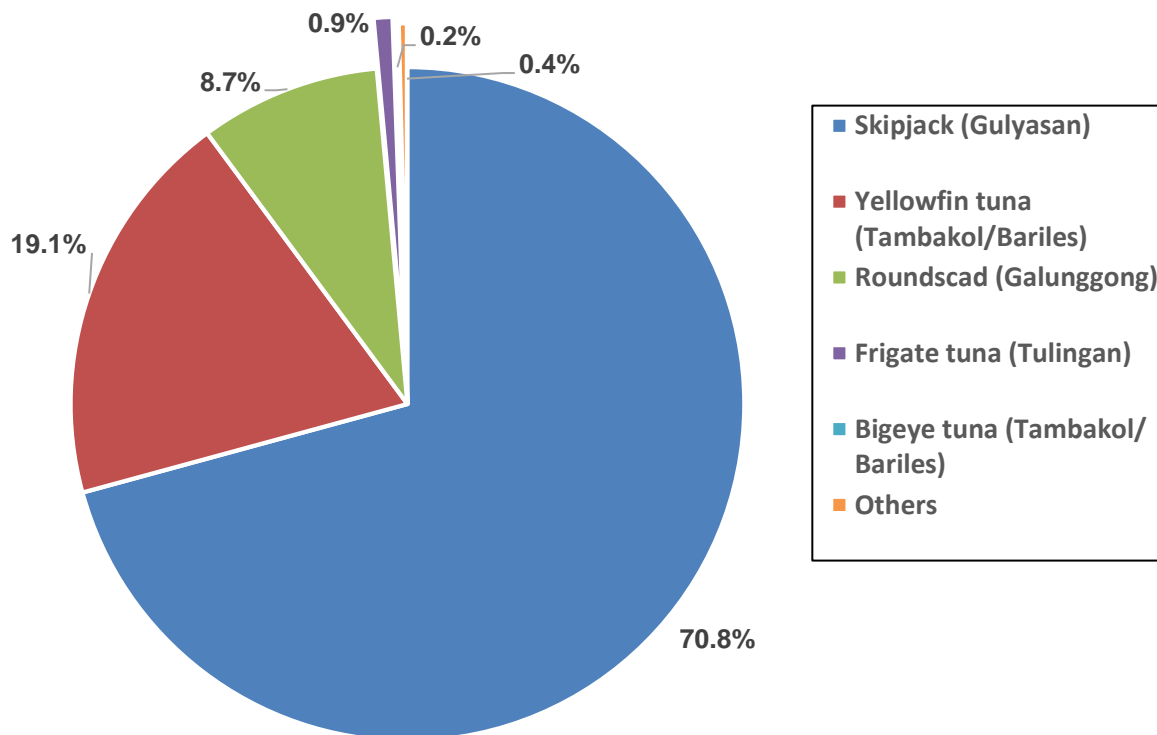
Source: Philippine Statistics Authority, 2nd Quarter 2020 Fisheries Production Survey

Commercial Fisheries

Commercial fishery accounted for 92.6% of the regional fishery output in the second quarter of 2020. Production from commercial fishing went up by 29.4% for a total of 85,627 metric tons during the review period from 66,190 metric tons of the same quarter in 2019.

South Cotabato is the main producer of the region in commercial fishing. In the second quarter of 2020 alone, the province shared 99.9% of the region's commercial fisheries total output at 85,524 metric tons. Among the three provinces with outputs on commercial fishing, only Sultan Kudarat posted a decrease of 91.2%. Both Sarangani and South Cotabato posted increases of 58.9% and 30.5%, respectively, in commercial fishing outputs.

Figure 1. Percentage Distribution of Top Species to the Total Commercial Fisheries Volume of Production, SOCCSKSARGEN Region: 2nd Quarter 2020



Source: Philippine Statistics Authority, 2nd Quarter 2020 Fisheries Production Survey

The top three on total commercial fishery catch included skipjack (gulyasan), 70.8%; yellow fin tuna (tambakol/bariles), 19.1%; and roundscad (galunggong), 8.7%.

Municipal Fisheries

Output from municipal fishing reached 3,974 metric tons in the 2nd quarter of 2020, about 29.3% lower from the same quarter in 2019. It accounted for 4.3% of the total fishery production during the period under review.

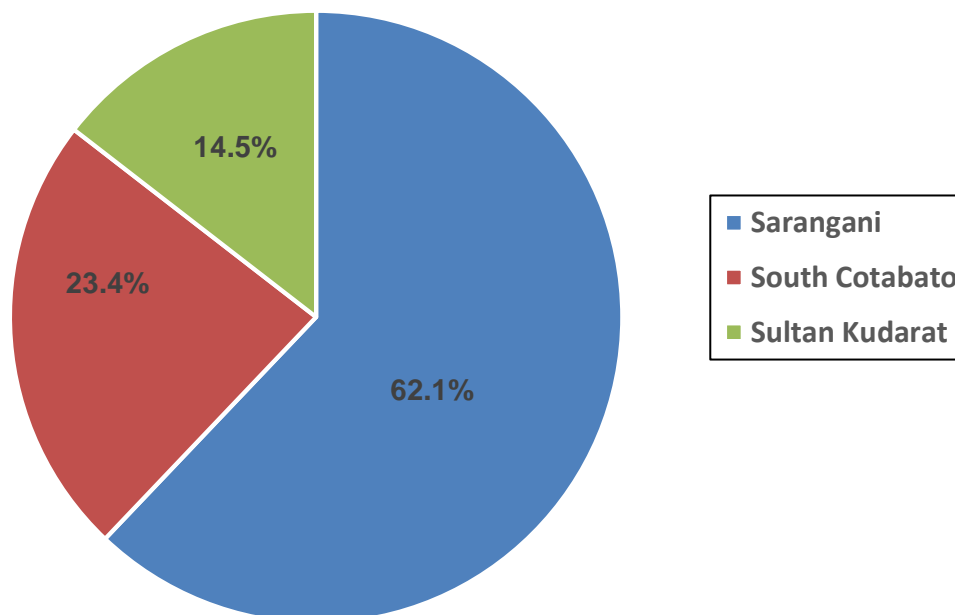
Table 2. Volume of Marine Municipal Fisheries Production by Province, SOCCSKSARGEN Region: 2nd Quarter 2020 and 2019

Area	Production (MT)		Growth Rate
	2nd Quarter 2020	2nd Quarter 2019	
Region 12	2,057.27	2,571.32	-20.0
Cotabato Province	-	-	-
Sarangani	1,277.67	1,780.18	-28.2
Sultan Kudarat	298.67	498.97	-40.1
South Cotabato	480.93	292.17	64.6

Source: Philippine Statistics Authority, 2nd Quarter 2020 Fisheries Production Survey

Except for South Cotabato, all three provinces in the region had production outputs lower than the previous year. Output of South Cotabato from municipal fishing went up by 39.5% from 415 metric tons to 579 metric tons the following year. Cotabato Province shared 38.1% while Sarangani accounted for 32.2% of the total municipal fish catch during the quarter and Sultan Kudarat at 15.2%.

Figure 4. Percentage Distribution of Marine Municipal Fisheries Production by Province, SOCCSKSARGEN Region: 2nd Quarter 2020



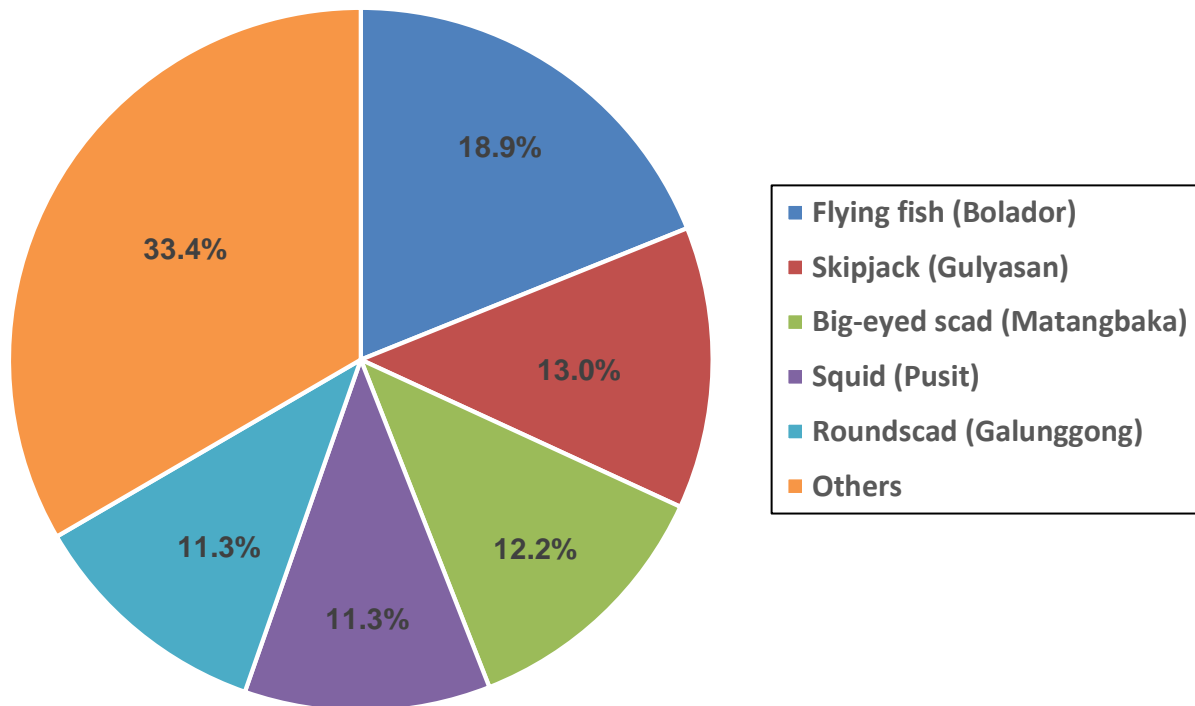
Source: Philippine Statistics Authority, 2nd Quarter 2020 Fisheries Production Survey

Marine Municipal

Marine municipal production shared 51.8% to total municipal fishery output during the quarter under review. Production of marine municipal fisheries in the region dropped by 20.0% from 2,571.32 metric tons in the 2nd quarter of 2019 to 2,057.27 metric tons the following year of the same quarter. Sarangani contributed 62.1% to the region’s marine municipal fish catch in the 2nd quarter of 2020, followed by South Cotabato (23.4%) and Sultan Kudarat (14.5%).

The bulk of catch in marine municipal fisheries of the region were Flying Fish (18.9%), Skipjack (13.0%), Big-eyed Scad (12.2%), Squid (11.3%) and Roundscad (11.3%).

Figure 5. Percentage Contribution of Top Species to the Total Marine Municipal Fisheries Volume of Production, SOCCSKSARGEN Region: 2nd Quarter 2020



Source: Philippine Statistics Authority, 2nd Quarter 2020 Fisheries Production Survey

Inland Municipal

Inland municipal fishery output accounted for 48.2 percent of the region’s municipal fishery output during the quarter under review. Production of inland municipal fisheries in the region decreased by 37.2 percent in the 2nd quarter of 2020. From 3,052.85 metric tons, catch from inland municipal fisheries went down to 1,916.62 metric tons.

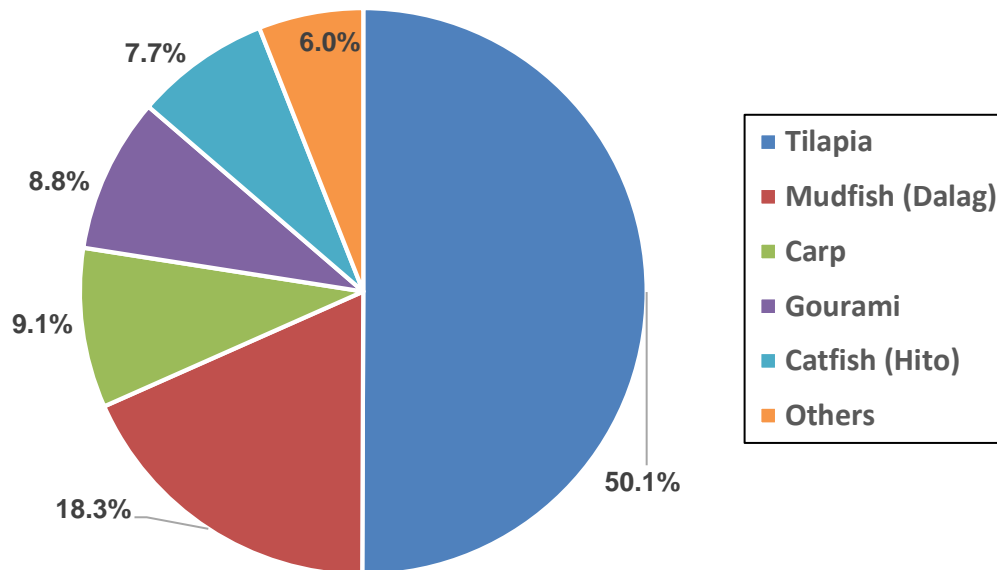
Table 3. Volume of Inland Municipal Fisheries Production by Province, SOCCSKSARGEN Region: 2nd Quarter 2020 and 2019

Province	Production (MT)		Growth Rate
	2nd Quarter 2020	2nd Quarter 2019	
Region 12	1916.62	3052.85	-37.2
Cotabato Province	1512.57	2682.13	-43.6
Sarangani	-	-	-
Sultan Kudarat	306.07	247.82	23.5
South Cotabato	97.98	122.90	-20.3

Source: Philippine Statistics Authority, 2nd Quarter 2020 Fisheries Production Survey

The top five catch for inland municipal fisheries during the quarter under review of 2020 were Tilapia (50.1%), Mudfish (18.3%), Carp (19.1%), Gourami (8.8%) and Catfish (7.7%).

Figure 6. Percentage Contribution of Top Species to the Total Inland Municipal Fisheries Volume of Production, SOCCSKSARGEN Region: 2nd Quarter 2020



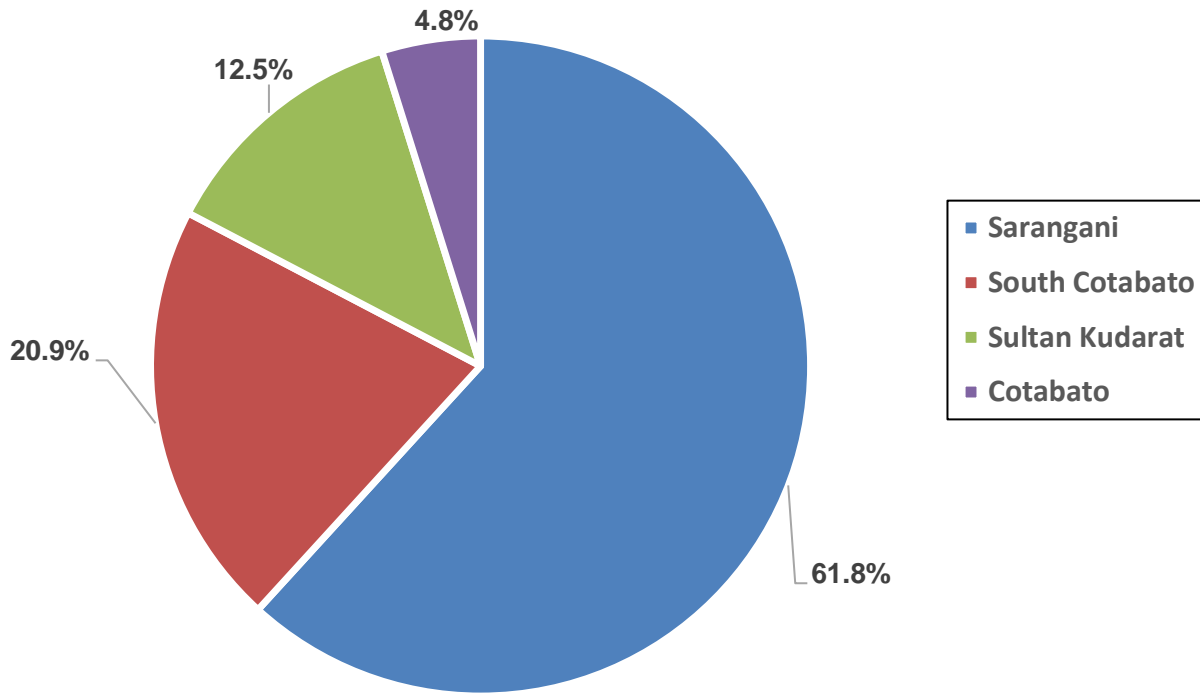
Source: Philippine Statistics Authority, 2nd Quarter 2020 Fisheries Production Survey

Aquaculture Fisheries

In the 2nd quarter of 2020, about 2,869.78 metric tons were produced from aquaculture fisheries in the region. This is about 15.2 percent lower compared to the catch of 3,382.20 metric tons in the same quarter last year.


Sarangani was the top producer at 61.8 percent with a volume of 1,772.90 metric tons in the 2nd quarter of 2020. It increased by 35.93 percent compared to the 1,304.28 metric tons produced in the same quarter of 2019.

Figure 7. Percentage Distribution of Aquaculture Production by Province, SOCCSKSARGEN Region: 2nd Quarter 2020



Source: Philippine Statistics Authority, 2nd Quarter 2020 Fisheries Production Survey

Approved for Release:


ATTY. MAQTAHAR L. MANULON, CESO V
Regional Director

For inquiries, please contact:

MA. EILEEN A. BERDEPRADO/CYREX BOY V. QUITIOL
Statistical Operations and Coordination Division, PSA-RSSO XII
Telephone Number (064) 557-2416, Email: socd.psa12@gmail.com