

Date Release: 05 May 2022

Reference No. : 65R12-SR2022-14

## Livestock and Poultry Production in Sultan Kudarat: First Quarter 2022



### **Livestock and Poultry volume of production decreased by 7.13 percent in the province**

The total volume of production of livestock and poultry in First Quarter of 2022 is estimated at 7,257.71 metric tons, which is 7.13 percent lower than 7,814.72 metric tons recorded in First Quarter 2021. Livestock volume of production decreased by 5.46 percent or 5,892.45 metric tons in First Quarter 2022 compared to 6,232.86 metric tons in First Quarter 2021. Furthermore, poultry production in First Quarter 2022 also decreased by 13.69 percent or 1,365.26 metric tons from 1,581.86 metric tons in First Quarter 2021.

Table 1. Livestock and Poultry Volume of Production by Animal Type, Sultan Kudarat: First Quarter 2021 and First Quarter 2022

LIVESTOCK /POULTRY	Volume of Production (MT)		Percent Change
	Q1 2021	Q1 2022*	
<b>Total</b>	<b>7,814.72</b>	<b>7,257.71</b>	<b>(7.13)</b>
<b>Livestock</b>	<b>6,232.86</b>	<b>5,892.45</b>	<b>(5.46)</b>
Carabao	834.24	1,135.50	36.11
Cattle	802.50	767.75	(4.33)
Hog	4,235.71	3,805.09	(10.17)
Goat	360.41	184.11	(48.92)
<b>Poultry</b>	<b>1,581.86</b>	<b>1,365.26</b>	<b>(13.69)</b>
Chicken	732.40	714.84	(2.40)
Chicken Egg	181.38	167.44	(7.69)
Duck	319.92	272.98	(14.67)
Duck Egg	348.16	210.00	(39.68)

\*Preliminary Data (Final and official data will be available once posted on PSA website)  
Source: Livestock and Poultry Survey (openstat.psa.gov.ph)

The number of carabaos and hogs slaughtered in slaughterhouses increased by 2.40 percent, and 1.62 percent, respectively compared to First Quarter 2021. Meanwhile, the number of cattle and goat slaughtered in slaughterhouses decreased by 5.23 percent and 57.89 percent, respectively compared to First Quarter 2021 as shown in Table 2 below.

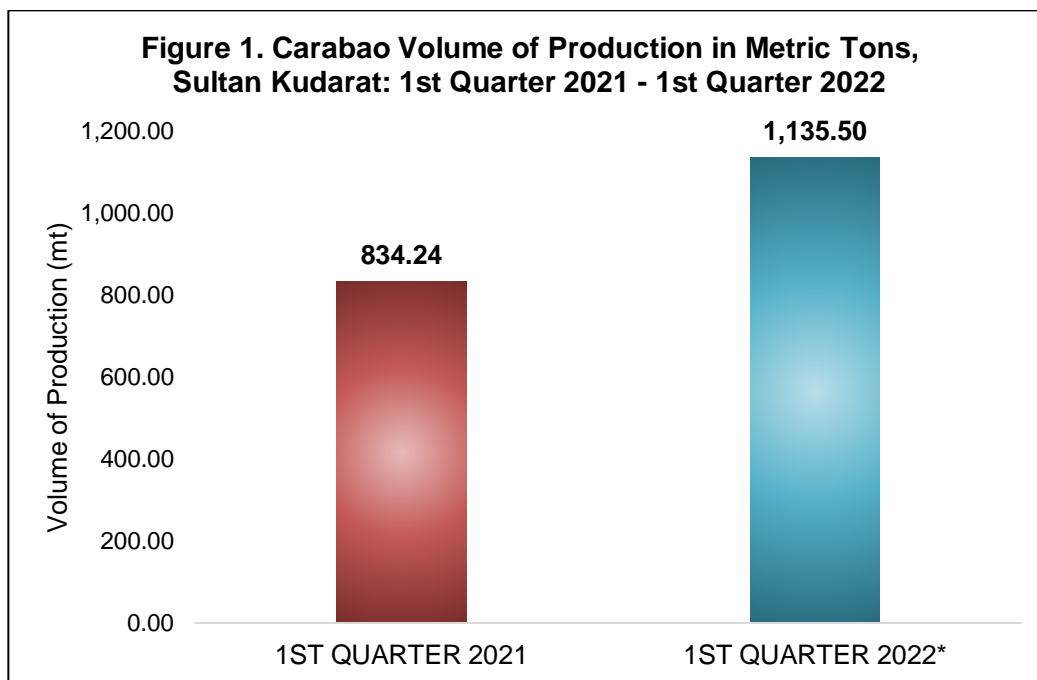
Table 2. Number of Heads Slaughtered in Slaughterhouses by Animal Type, Sultan Kudarat: First Quarter 2021 and First Quarter 2022

ANIMAL TYPE	Number of Heads		Percent Change
	Q1 2021	Q1 2022*	
<b>Livestock</b>	<b>9,933.00</b>	<b>10,004.00</b>	<b>0.71</b>
Carabao	584.00	598.00	2.40
Cattle	1,051.00	996.00	(5.23)
Hog	8,260.00	8,394.00	1.62
Goat	38.00	16.00	(57.89)

\*Preliminary Data (Final and official data will be available once posted on PSA website)  
 Source: Livestock and Poultry Survey (openstat.psa.gov.ph)

## CARABAO SITUATION

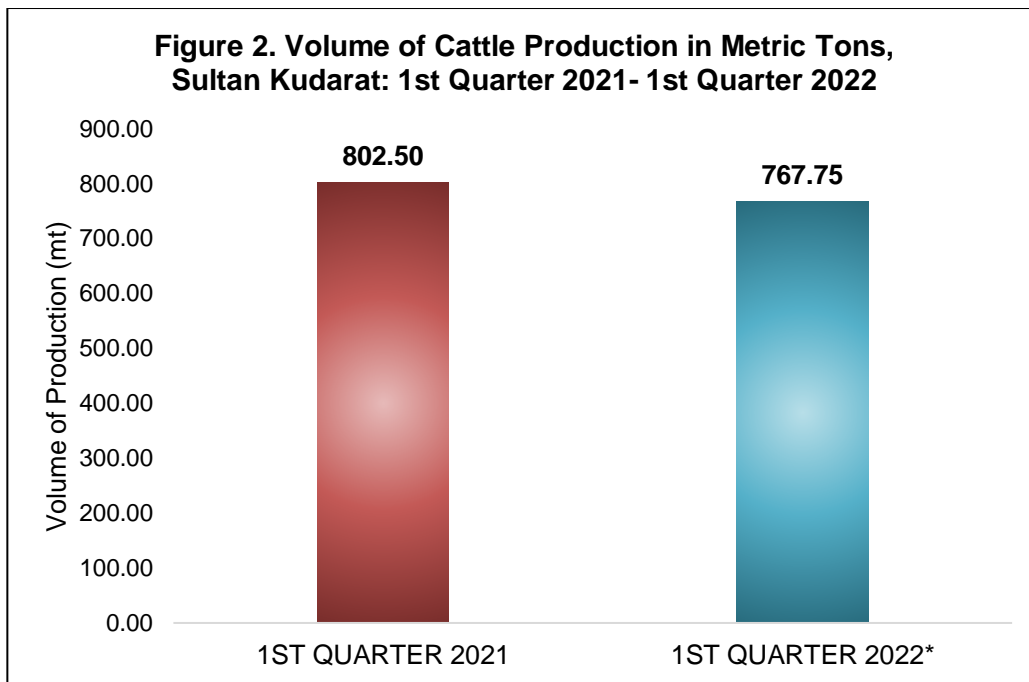
Carabao production is estimated at 1,135.50 metric tons or 36.11 percent increase in First Quarter of 2022 compared to 834.24 metric tons in First Quarter 2022 as shown in Figure 1 below.



\*Preliminary Data (Final and official data will be available once posted on PSA website)  
 Source: Livestock and Poultry Survey (openstat.psa.gov.ph)

## CATTLE SITUATION

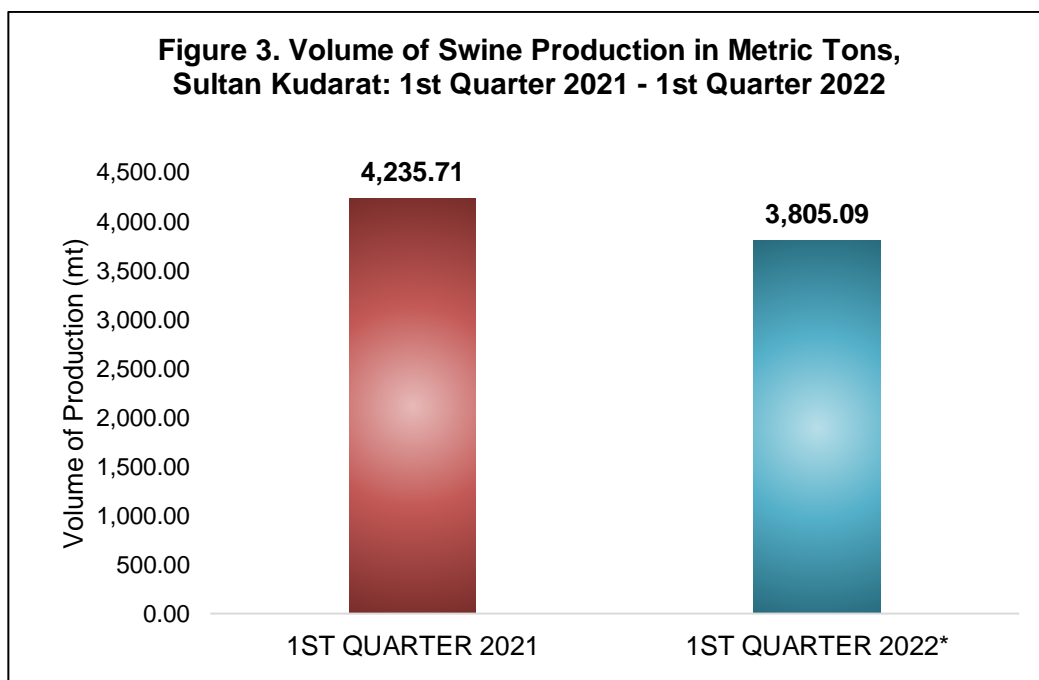
The volume of cattle production is estimated at 767.75 metric tons or 4.33 percent decrease in First Quarter 2022 compared to 802.50 metric tons in First Quarter in 2021 as shown in Figure 2 below.



*\*Preliminary Data (Final and official data will be available once posted on PSA website)  
Source: Livestock and Poultry Survey (openstat.psa.gov.ph)*

## SWINE SITUATION

The volume of swine production decreased by 10.17 percent or 3,805.09 metric tons in First Quarter 2022 compared to 4,235.71 metric tons in First Quarter 2021 as shown in Figure 3 below.

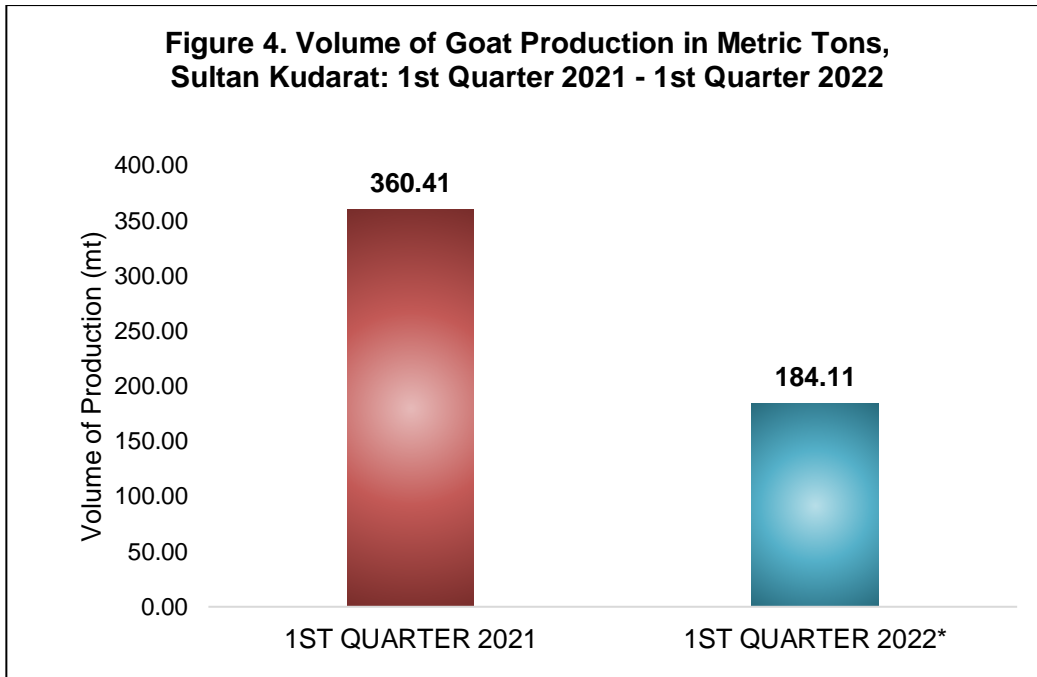


*\*Preliminary Data (Final and official data will be available once posted on PSA website)  
Source: Livestock and Poultry Survey (openstat.psa.gov.ph)*



## GOAT SITUATION

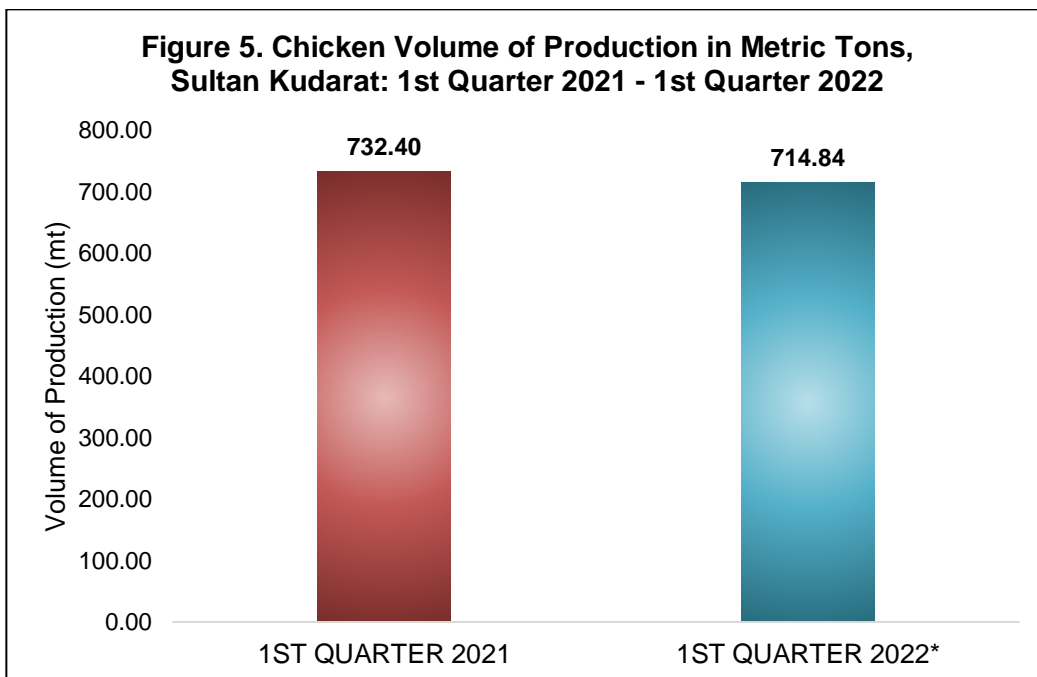
The volume of goat production decreased by 48.92 percent or 184.11 metric tons in First Quarter 2022 from 360.41 metric tons in First Quarter 2021 as shown in Figure 4.



*\*Preliminary Data (Final and official data will be available once posted on PSA website)*  
Source: Livestock and Poultry Survey (openstat.psa.gov.ph)

## CHICKEN SITUATION

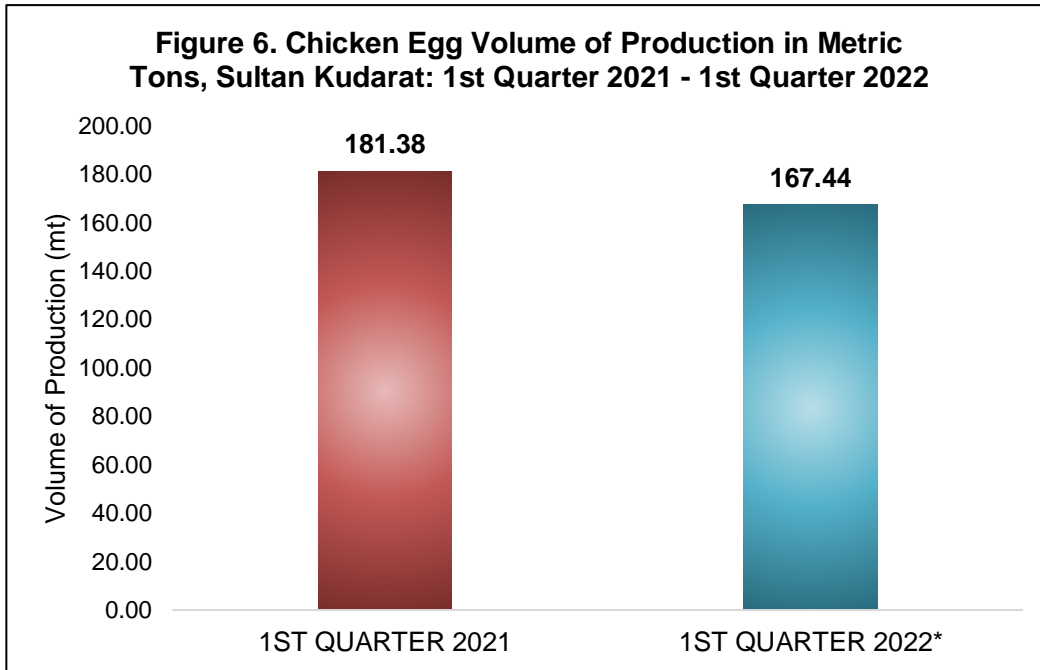
The volume of chicken production in First Quarter 2022 declined by 2.40 percent or a production of 714.84 metric tons compared to the chicken production of 732.40 metric tons in First Quarter 2021 as shown in Figure 5.



*\*Preliminary Data (Final and official data will be available once posted on PSA website)*  
Source: Livestock and Poultry Survey (openstat.psa.gov.ph)

## CHICKEN EGG SITUATION

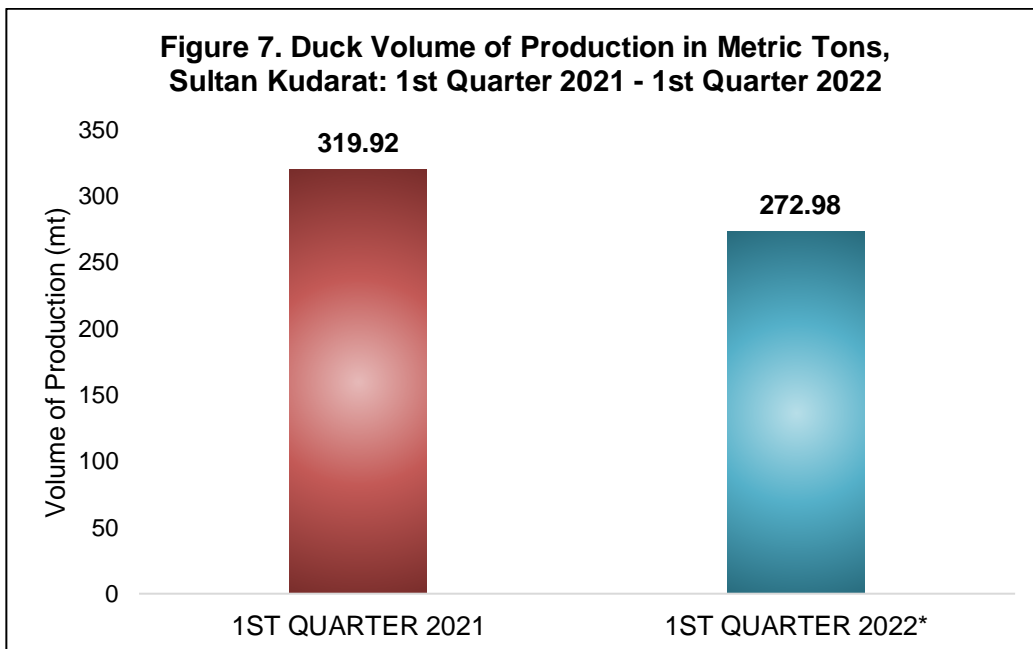
The total chicken egg production in First Quarter 2022 decreased by 7.69 percent or a production of 167.44 metric tons compared to the chicken egg production of 181.38 metric tons in First Quarter 2021 as shown in Figure 6.



*\*Preliminary Data (Final and official data will be available once posted on PSA website)  
Source: Livestock and Poultry Survey (openstat.psa.gov.ph)*

## DUCK SITUATION

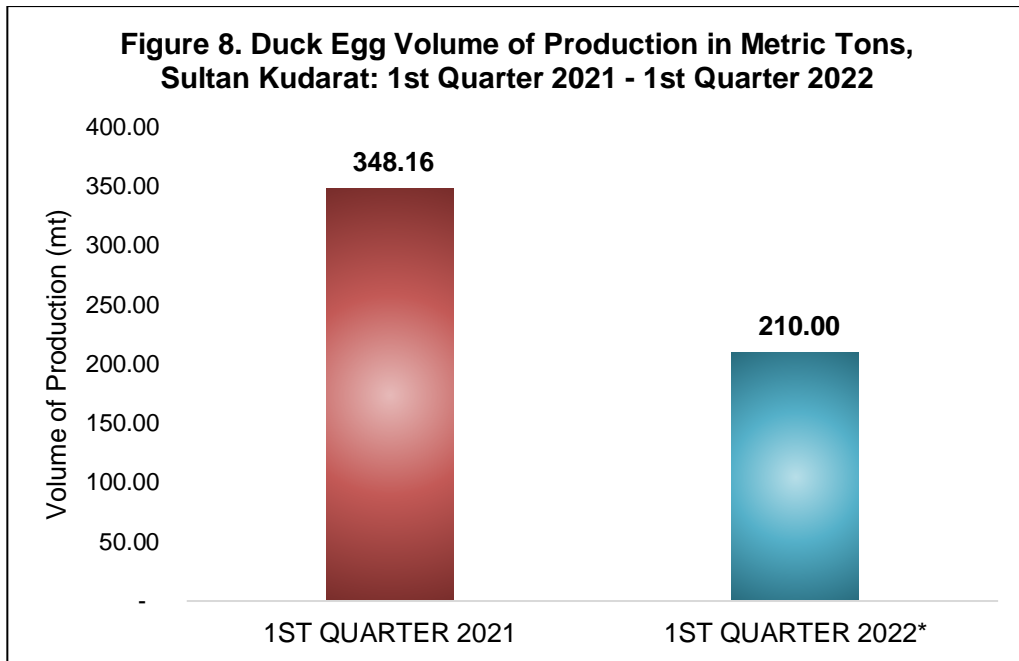
The total volume of duck production in the province decreased by 14.67 percent or a production of 272.98 metric tons in the First Quarter 2022 to 319.92 metric tons in First Quarter 2021 as shown in Figure 7.



*\*Preliminary Data (Final and official data will be available once posted on PSA website)  
Source: Livestock and Poultry Survey (openstat.psa.gov.ph)*

## DUCK EGG SITUATION

The total duck egg production in the province decreased by 39.68 percent or a production of 210.00 metric tons in First Quarter 2022 compared to the duck egg production of 348.16 metric tons in First Quarter 2021 as shown in Figure 8.



*\*Preliminary Data (Final and official data will be available once posted on PSA website)*  
Source: Livestock and Poultry Survey (openstat.psa.gov.ph)


## TECHNICAL NOTES

The Livestock and Poultry Performance Report presents the performance situation in terms of production of carabao, cattle, goat, swine, by type of chicken and ducks; and volume of slaughtered/dressed in the slaughterhouses and poultry dressing plants. Moreover, data for this special release were collected by the Philippine Statistics Authority (PSA) through the two (2) major surveys, namely: a) The Backyard Livestock and Poultry Survey (BLPS) which is conducted quarterly, and b) The Commercial Livestock and Poultry Survey (CLPS), data collection for swine farms, layer chicken farms and broiler chicken farms is done quarterly while semi-annually covers cattle farms, goat farms and duck commercial farms.

Another survey that supplements the data requirements of the Livestock and Poultry sector is the Compilation of Data from Slaughterhouses and Poultry Dressing Plants (CDSPDP). This is done monthly and utilizes administrative data from Locally Registered Meat Establishments (LRMEs) in the province which is in coordination with the Provincial Veterinary Office (PVO) and Meat Inspectors (MIs).

- **Animal Inventory** (*also, Animal Population*) – the number of domesticated animals in head present in the farm at specific reference date.
- **Livestock** – farm animals kept or raised for consumption, work or leisure. In general, poultry is separated as a distinct group of farm animals. For purposes of census and surveys, livestock covers only those that are tended and raised by an operator.
- **Poultry** - a collective term for all domesticated avian for the purpose of food consumption or, the carcass of such avian dressed/processed for human consumption.
- **Production** - Refers to the volume of indigenous (locally-raised) animals disposed for slaughter which include animals exported or shipped-out for slaughter (in “head” and in “liveweight equivalent”).

Approved for Release:



**HERLITA G. CARAAN**  
Chief Statistical Specialist