



## 2019 LABOR FORCE SITUATION IN SOCCSKSARGEN REGION (Preliminary Results)

# SPECIAL RELEASE

Date of Release: 28 April 2020  
Reference No.R12-SR2020-029

### Labor Force Survey (LFS)

The Labor Force Survey (LFS) is a quarterly survey of households conducted nationwide by the PSA to gather data on the demographic and socio-economic characteristics of the population. It adopted the 2013 Master Sample Design, with a sample size of approximately 44,000 households. The PSA makes use of the Computer Aided Personal Interviewing (CAPI) in the field enumeration through tablets which started last January 2017 round of LFS.

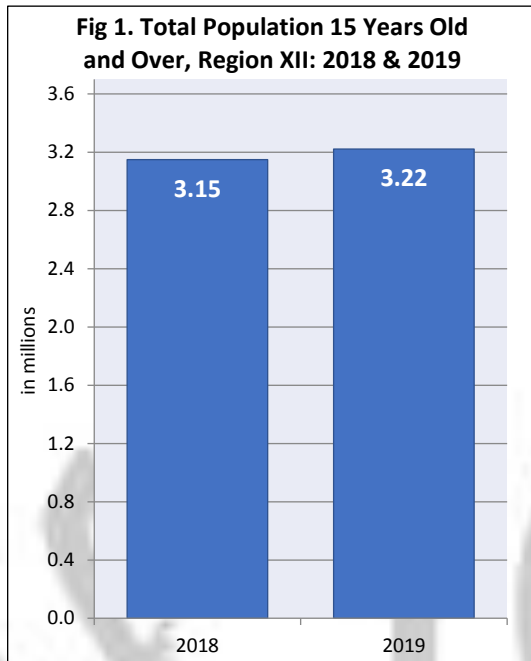
It aims to provide a quantitative framework for the preparation of plans and formulation of policies affecting the labor market.

Specifically, the survey is designed to provide statistics on levels and trends of employment, unemployment and underemployment for the country, as a whole, and for each of the administrative regions.

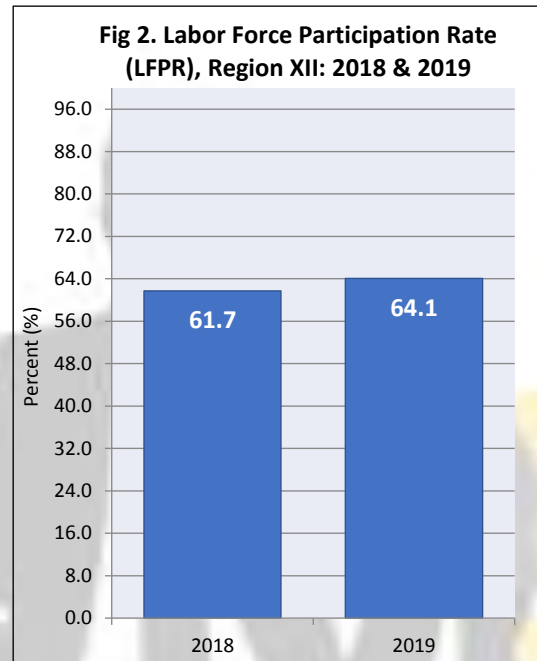
### Population 15 Years Old and Over & Labor Force Participation Rate (LFPR)

The total population 15 years old and over in the region increased from 3.15 million in 2018 to 3.22 million in 2019. This number was about 4.4 percent of the country's total population 15 years old and over in 2019. Of this number, about 2.06 million people in 2019 were in the labor force, up by about 6.2 percent or an addition of roughly 120.75 thousand persons. Labor Force Participation Rate (LFPR) was estimated at 64.1 percent in 2019, higher than the 61.7 percent recorded in 2018.





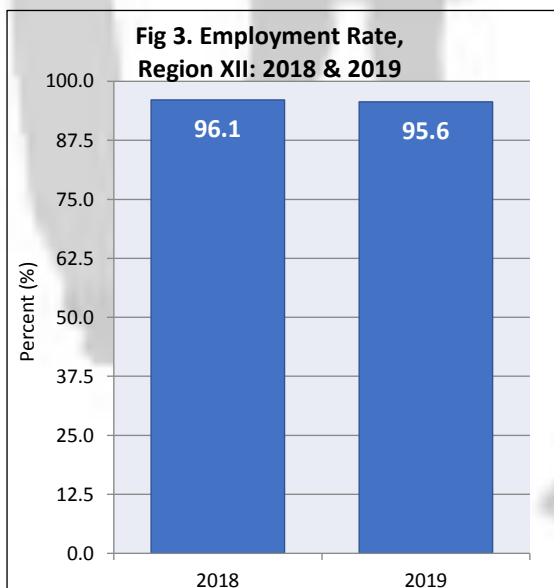
Source: Philippine Statistics Authority



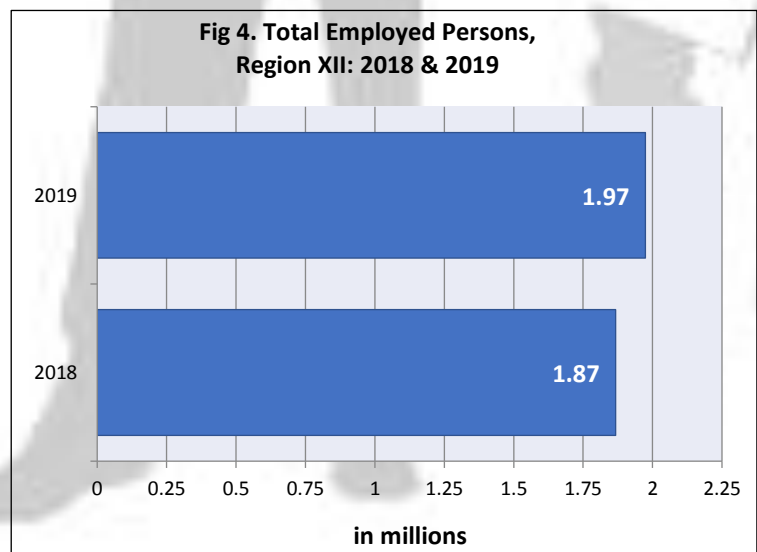
Source: Philippine Statistics Authority

## Employed Persons

Of the 2.06 million individuals in the labor force, around 95.6 percent or around 1.97 million were employed or at work. The total number of employed workers in the region increased by 107.0 thousand in 2019 from 1.87 million in 2018. In 2019, employment rate was slightly lower compared to the 96.1 percent estimated in 2018.



Source: Philippine Statistics Authority

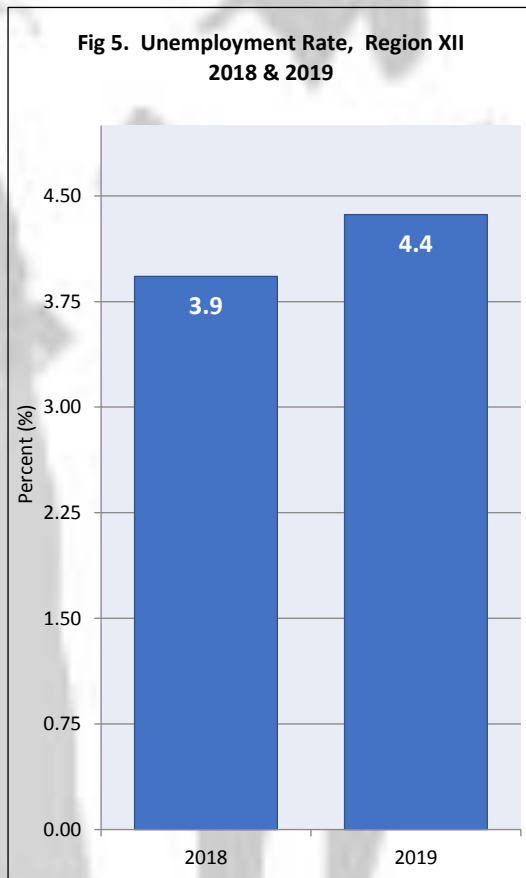


Source: Philippine Statistics Authority

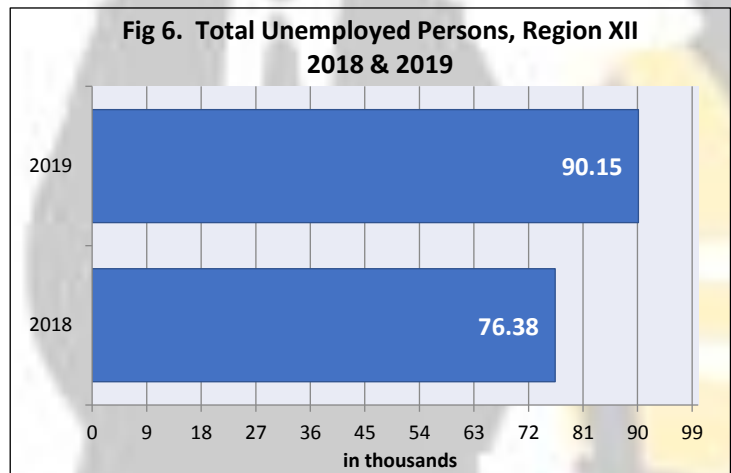


## Unemployed Persons

Unemployment rate or the proportion of persons without work, seeking for work and/or currently available for work in the region was estimated that at 4.4 percent in 2019, up from 3.9 percent in 2018. In terms of count, there were about 90.15 thousand unemployed persons in 2019, higher by 18.0 percent from 76.38 thousand the previous year.



Source: Philippine Statistics Authority



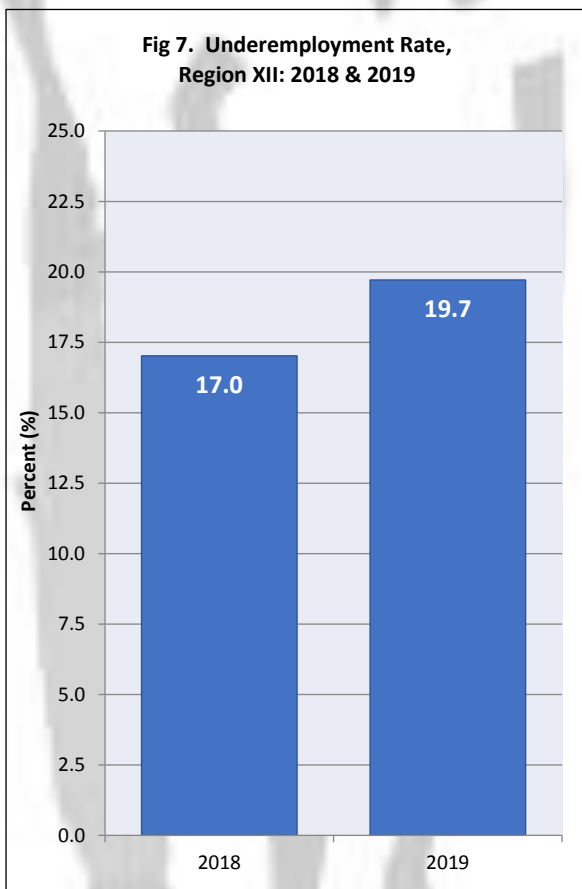
Source: Philippine Statistics Authority

Source: Philippine Statistics Authority

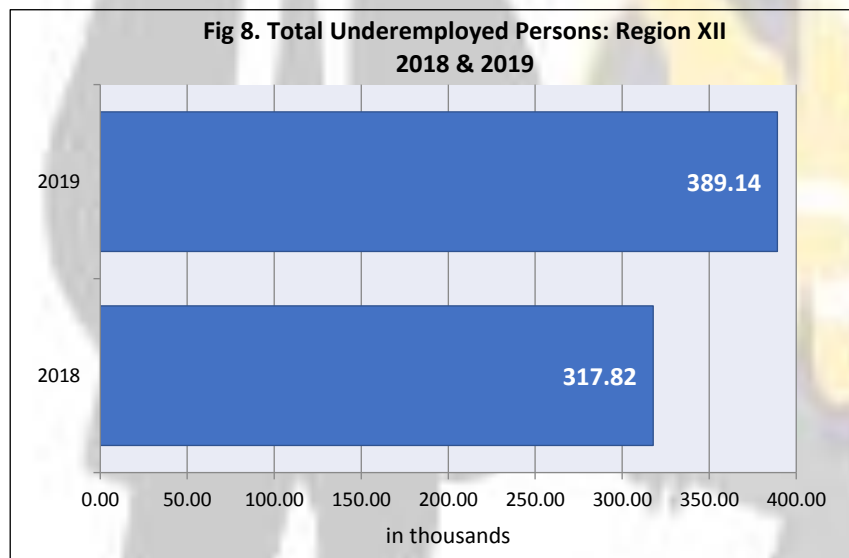


## Underemployed Persons

Underemployed persons in the region or those employed persons who express desire to have additional hours of work in their present job, or an additional job, or to have a new job with longer working hours, reached 389.14 thousand persons in 2019; about 22.4 percent higher compared to the 317.87 thousand underemployed persons in 2018. Underemployed rate in the region went up from 17.0 percent in 2018 to 19.7 percent the following year.



Source: Philippine Statistics Authority



Source: Philippine Statistics Authority

### Notes:

- Details may not add up due to rounding.
- The annual estimates were based on the final results of the 2018 LFS and January and April Rounds of the 2019 LFS, and preliminary results of the July and October Rounds





## Definition of Terms

**Labor Force Participation Rate (LFPR)** - refers to persons 15 years old and over who are either employed or unemployed.

**Population 15 Years Old and Over** - This refers to number of population 15 years old and over excluding overseas workers.

**Employed** - Employed persons include all those who, during the reference period are 15 years old and over as of their last birthday and are reported either at work or with a job but not at work.

**Underemployed** - This include all employed persons who express the desire to have additional hours of work in their present job, or an additional job, or to have a new job with longer working hours.

**Unemployed** - Unemployed persons include all those who, during the reference period, are 15 years old and over as of their last birthday and reported as: a) Without work, b) Currently available for work, and c) Seeking work.

Approved for Release:

**ENGR. BELINDA R. PENUELA**  
OIC - Regional Director

For inquiries, please contact:

**MA. EILEEN A. BERDEPRADO/MUJAHID J. JAJI**  
OIC – Chief Statistical Operations and Coordination Division (SOCD), PSA – RSSO XII  
Telephone Number (064) 557-2416 / (064) 421-2827

