

# SPECIAL RELEASE

## Employment Rate of General Santos City in 2023 was estimated at 95.2 percent

Date of Release: 16 January 2025  
Reference No. 25R1280-SR-006

**Table A. Key Labor and Employment Indicators  
General Santos City  
2021<sup>f</sup>, 2022<sup>f</sup> and 2023<sup>p</sup>**

Sarangani Province	Labor Force Participation Rate (%)	Employment Rate (%)	Underemployment Rate (%)	Unemployment Rate (%)
2021 <sup>f</sup>	66.5	90.0	25.2	10.0
2022 <sup>f</sup>	69.0	93.5	30.7	6.5
2023 <sup>p</sup>	65.4	95.2	42.0	4.8

**Notes:**

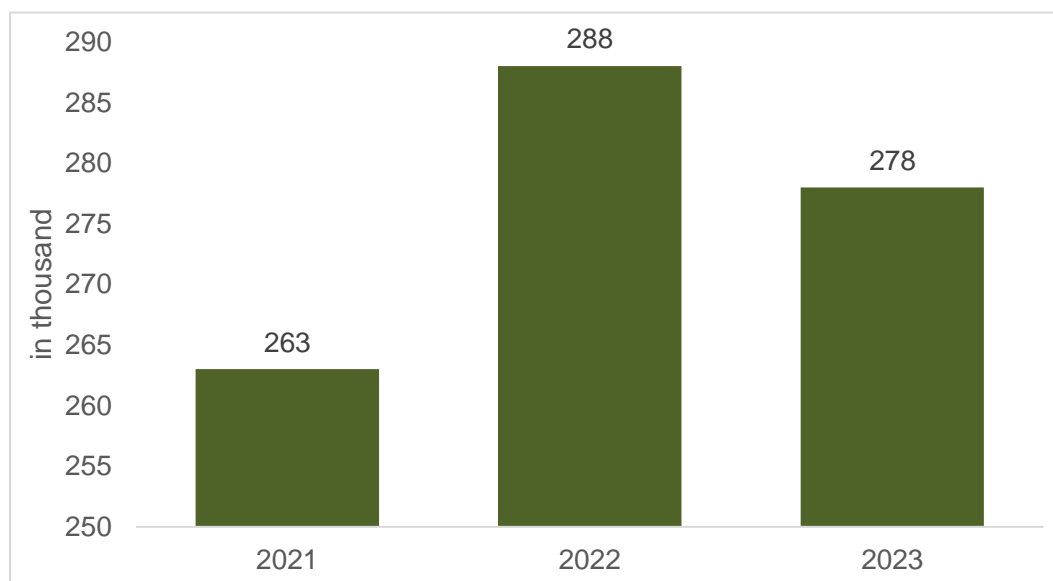
<sup>f</sup> Estimates are final

<sup>p</sup> Estimates are preliminary and may change

Source: Philippine Statistics Authority, Labor Force Survey

### Highlights of the 2023 Labor Force Survey

**Figure 1. Total Employed Persons in General Santos City  
in 2021<sup>f</sup>, 2022<sup>f</sup> and 2023<sup>p</sup>  
in thousand**



**Notes:**

<sup>f</sup> Estimates are final

<sup>p</sup> Estimates are preliminary and may change

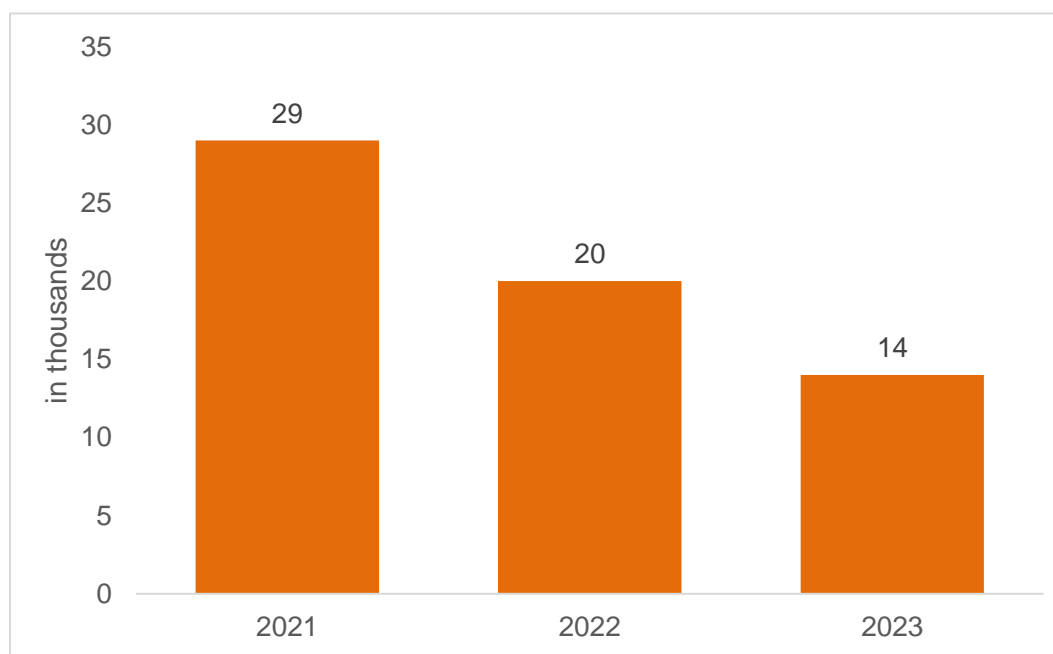
Source: Philippine Statistics Authority, Labor Force Survey



1. In 2023, General Santos City’s employment rate was estimated at 95.2 percent. This was higher than the estimated employment rate of 93.5 percent in 2022 and in 2021 at 90.0 percent. (*Table A*)

In terms of magnitude, the number of employed individuals in the city in 2023 was recorded at 278,000. This was lower than the estimated number of employed persons of 288,000 in 2022. In 2021, the number of employed individuals was posted at 263,000. (*Figure 1*)

Figure 2. Total Unemployed Persons in General Santos City  
2021<sup>f</sup>, 2022<sup>f</sup> and 2023<sup>p</sup>  
in thousand



**Notes:**

<sup>f</sup> Estimates are final

<sup>p</sup> Estimates are preliminary and may change

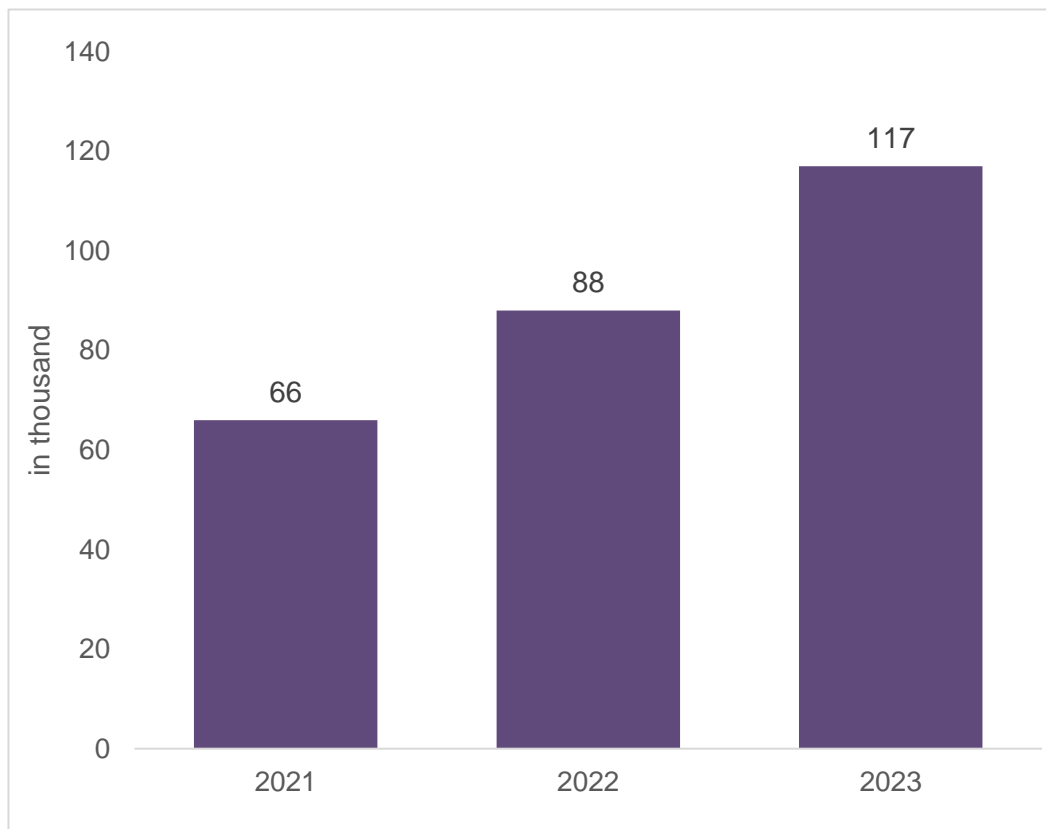
Source: Philippine Statistics Authority, Labor Force Survey

2. The unemployment rate in 2023 was recorded at 4.8 percent. This was lower than the unemployment rate in 2022 at 6.5 percent and in 2021 at 10.0 percent. (*Table A*)

In terms of levels, the number of unemployed persons in 2023 was recorded at 14,000. This was lower than the number of unemployed persons of 20,000 in 2022 and 29,000 in 2021. (*Figure 2*)



Figure 3. Total Underemployed Persons in General Santos City  
2021<sup>f</sup>, 2022<sup>f</sup> and 2023<sup>p</sup>  
in thousand



**Notes:**

<sup>f</sup> Estimates are final

<sup>p</sup> Estimates are preliminary and may change

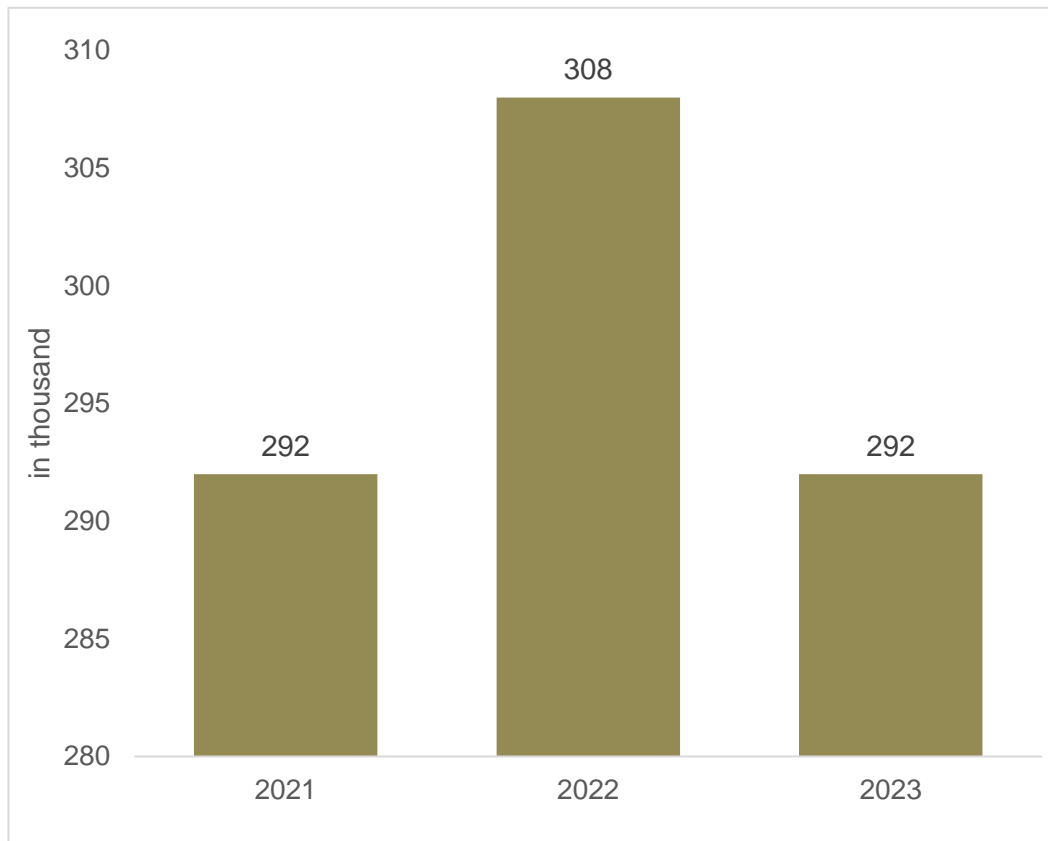
Source: Philippine Statistics Authority, Labor Force Survey

3. The underemployment rate in 2023 increased to 42.0 percent, from 30.7 percent in 2022 and 25.2 percent in 2021. (Table A)

In terms of magnitude, 117,000 of the 278,000 employed individuals in 2023 expressed the desire to have additional hours of work in their present job or to have additional job, or to have a new job with longer hours of work. In 2022 and 2021, the total underemployed persons in the city were 88,000 and 66,000, respectively. (Figure 3)



Figure 4. Total Number of Persons in the Labor Force in General Santos City  
2021<sup>f</sup>, 2022<sup>f</sup> and 2023<sup>p</sup>  
in thousand



**Notes:**

<sup>f</sup> Estimates are final

<sup>p</sup> Estimates are preliminary and may change

Source: Philippine Statistics Authority, Labor Force Survey

4. The labor force participation rate (LFPR) in 2023 was estimated at 65.4 percent. This was lower than the estimated LFPR in 2022 at 69.0 percent. In 2021, the LFPR was estimated at 66.5 percent. (Table A)

The reported LFPR in 2023 translates to a total of 292,000 persons in General Santos City aged 15 years old and over who were in the labor force, or those who were either employed or unemployed. The number of individuals aged 15 years old and over who were in the labor force was 308,000 in 2022 and 292,000 in 2021. (Figure 4)



## TECHNICAL NOTES


1. **Population 15 Years Old and Over** - this refers to the number of population 15 years old and over excluding overseas workers. Overseas workers are excluded in the estimation of the size of working population (population aged 15 years and over) since the data on their economic characteristics are not collected because they are not considered part of the labor force in the country.
2. **In the Labor Force or Economically Active Population** - this refers to persons 15 years old and over who are either employed or unemployed in accordance with the definitions described below.
  1. **Employed** - employed persons include all those who, during the reference period are 15 years old and over as of their last birthday, and are reported either:
    - a. At work, i.e., those who do any work even for one hour during the reference period for pay or profit, or work without pay on the farm or business enterprise operated by a member of the same household related by blood, marriage, or adoption; or
    - b. With a job but not at work, i.e., those who have a job or business but are not at work because of temporary illness or injury, vacation, or other reasons. Likewise, persons who expect to report for work or to start the operation of a farm or business enterprise within two weeks from the date of the enumerator's visit are considered employed.
  2. **Underemployed** - underemployed persons include all employed persons who express the desire to have additional hours of work in their present job, or an additional job, or to have a new job with longer working hours. Visibly underemployed persons are those who work for less than 40 hours during the reference period and want additional hours of work.
  3. **Unemployed** - starting April 2005, the new unemployment definition was adopted per NSCB Resolution Number 15 dated 20 October 2004. As indicated in the said resolution: Unemployed persons include all those who, during the reference period, are 15 years old and over as of their last birthday, and reported as persons:
    - a. Without work, i.e., had no job or business during the reference period;
    - b. Currently available for work, i.e., were available and willing to take up work in paid employment or self-employment during the reference period, and/or would be available and willing to take up work in paid employment or self-employment within two weeks after the interview date; and
    - c. Seeking work, i.e., had taken specific steps to look for a job or establish a business during the reference period, or not seeking work due to the following reasons: (1) fatigued or believed no work available, i.e., discouraged workers; (2) awaiting results of previous job application; (3) temporary illness or disability; (4) bad weather; and/or (5) waiting for rehire or job recall.






- 3. Persons Not in the Labor Force** - persons 15 years old and over who are neither employed nor unemployed according to the definitions mentioned. Those not in the labor force are persons who are not looking for work because of reasons such as housekeeping, schooling, and permanent disability. Examples are housewives, students, persons with disability, or retired persons.

Approved for Release:

  
**ISMAEL B. RAMOS, JR.**  
Chief Statistical Specialist

For inquiries, please contact:

  
**JOAN G. BRIOSO**  
Statistical Specialist II  
Telephone Number (083) 552-250

