

# PRESS RELEASE

## Tampakan's Population Grows to 42,304 in Latest National Count

Date of Release: 5 August 2025  
Reference No.: 2025PR-R1263-054

The Municipality of Tampakan in South Cotabato recorded a total population of 42,304 as of 01 July 2024. This comprised those residing in both households and institutional living quarters based on the results of the 2024 Census of Population conducted by the Philippine Statistics Authority (PSA) last year.

The results of the 2024 Census of Population was declared official by the Philippine President on 11 July 2025 through Proclamation No. 973 in accordance with Republic Act No. 10625 or the *Philippine Statistical Act of 2013*, and Executive Order No. 87, series of 2025.

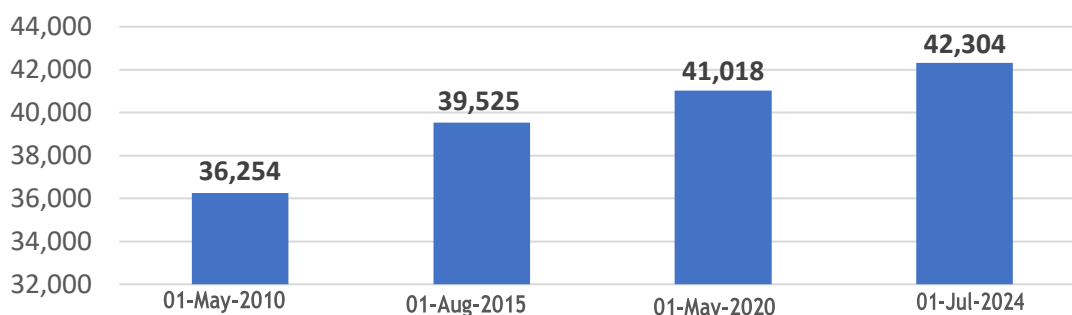
Table 1. Total Population in Various Census Years: Tampakan, South Cotabato  
Census Years 2010 to 2024

Census Year	Census Reference Date	Total Population
2010	01-May-2010	36,254
2015	01-August-2015	39,525
2020	01-May-2020	41,018
2024	01-July-2024	42,304

Source: Philippine Statistics Authority

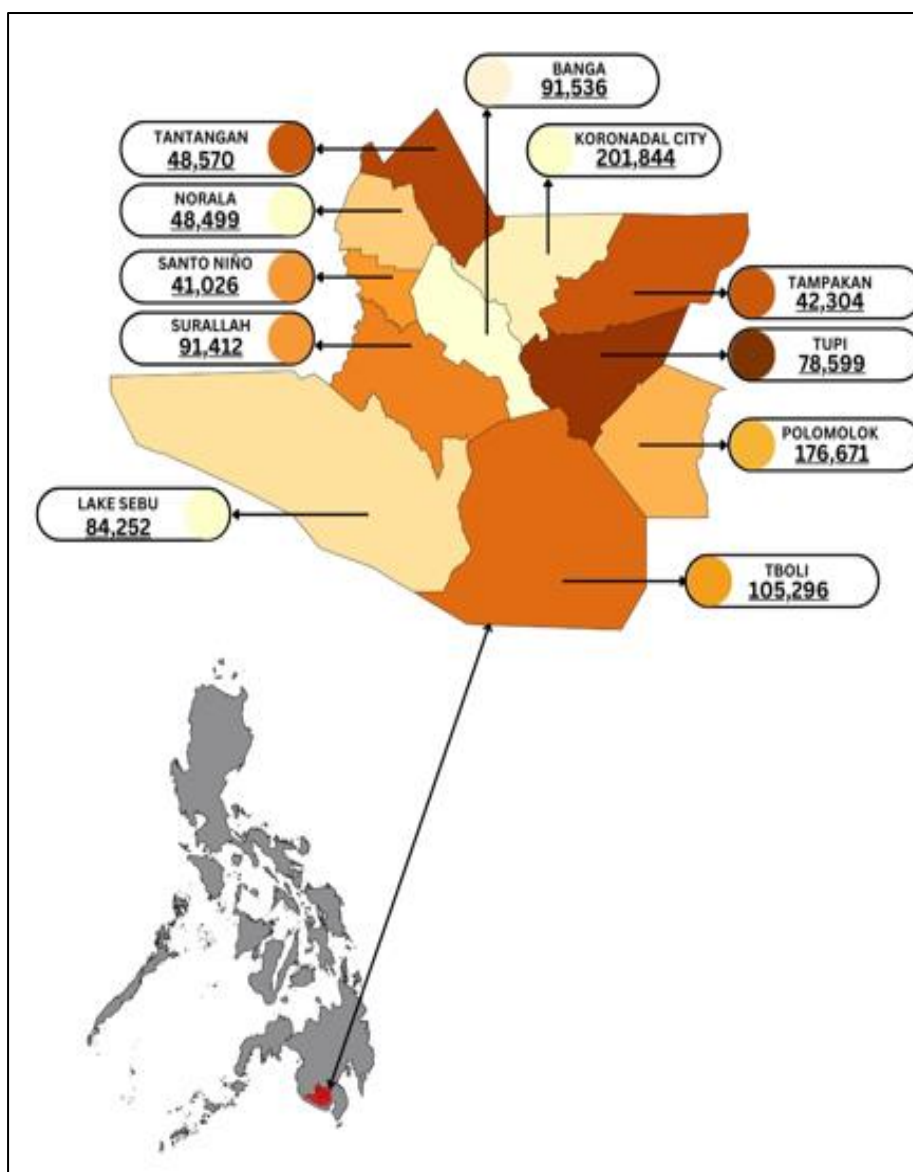
Tampakan recorded an additional 1,206 individuals in the 2024 Census of Population (PopCen) from the 41,018 population recorded in the 2020 Census of Population and Housing (CPH). This translated to an increase of 3.1 percent from 2020 to 2024 or a growth rate of 0.74 percent yearly during the five-year period (2020-2024). The total population of Tampakan ballooned from 36,254 in 2010 to 42,304 in 2024.

Figure 1. Total Population in Various Census Years: Tampakan, South Cotabato  
Census Years 2010 to 2024



Source: Philippine Statistics Authority

**Figure 2. Total Population By Municipality/City, South Cotabato  
Census Year 2024**

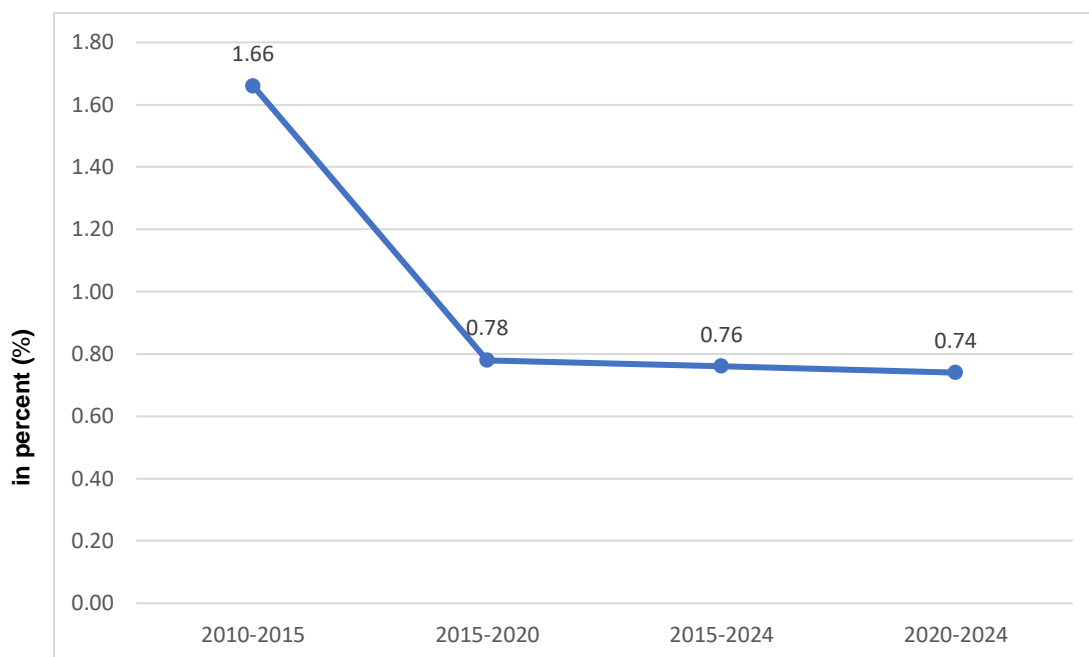


Source: Philippine Statistics Authority

Tampakan accounted for 4.2 percent of the 1,010,009 total population of South Cotabato in 2024. As of 01 July 2024, it is one (1) of the four (4) municipalities in the province with a population less than 50,000, together with Tantaran (48,570), Norala (48,499), and Sto. Niño (41,026).

Overall, the population growth rate (PGR) of Tampakan exhibited a declining trend across four census periods from 2010 to 2024. While the municipality posted an annual growth rate of 1.66 percent from 2010 to 2015, it slowed down to 0.78 percent during the 2015–2020 period. By 2020 and 2024, the PGR dropped to 0.74 percent. Over the longer period from 2015 to 2024, Tampakan registered an average annual PGR of 0.76 percent, reflecting an overall slowdown in population growth in recent years.

Figure 3. Population Growth Rate in Various Census Years: Tampakan, South Cotabato  
Census Years 2010 to 2024



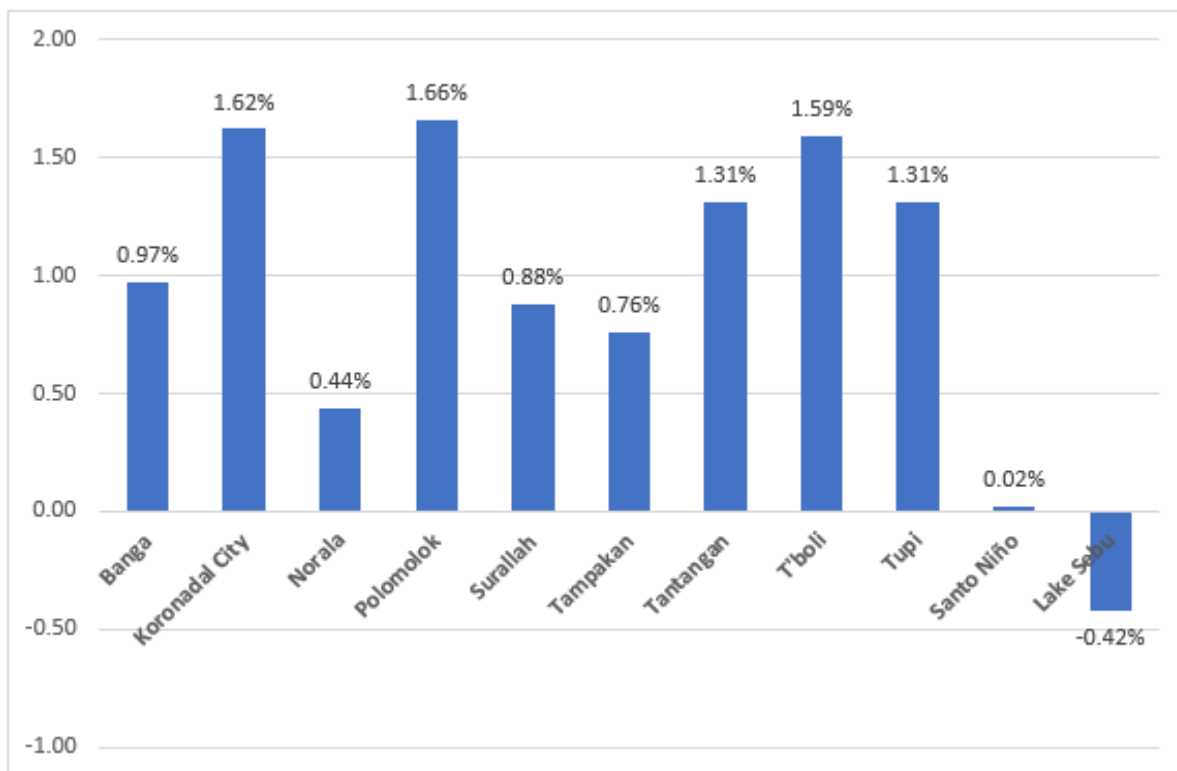
Source: Philippine Statistics Authority

Table 2. Total Population By City/Municipality, South Cotabato: Census Year 2024

City/Municipality	01-May-2010	01-Aug-2015	01-May-2020	01-Jul-2024
<b>SOUTH COTABATO</b>	<b>827,200</b>	<b>915,289</b>	<b>975,476</b>	<b>1,010,009</b>
BANGA	76,343	83,989	89,164	91,536
KORONADAL CITY	158,273	174,942	195,398	201,844
NORALA	44,635	46,642	46,682	48,499
POLOMOLOK	138,273	152,589	172,605	176,671
SURALLAH	76,035	84,539	89,340	91,412
TAMPAKAN	36,254	39,525	41,018	42,304
TANTANGAN	40,461	43,245	45,744	48,570
T'BOLI	79,175	91,453	101,049	105,296
TUPI	61,843	69,976	73,459	78,599
SANTO NIÑO	39,738	40,947	39,796	41,026
LAKE SEBU	76,170	87,442	81,221	84,252

Source: Philippine Statistics Authority, Various Censuses

Figure 4. Annual Population Growth Rate By City/Municipality, South Cotabato  
Census Years 2015-2024



Source: Philippine Statistics Authority

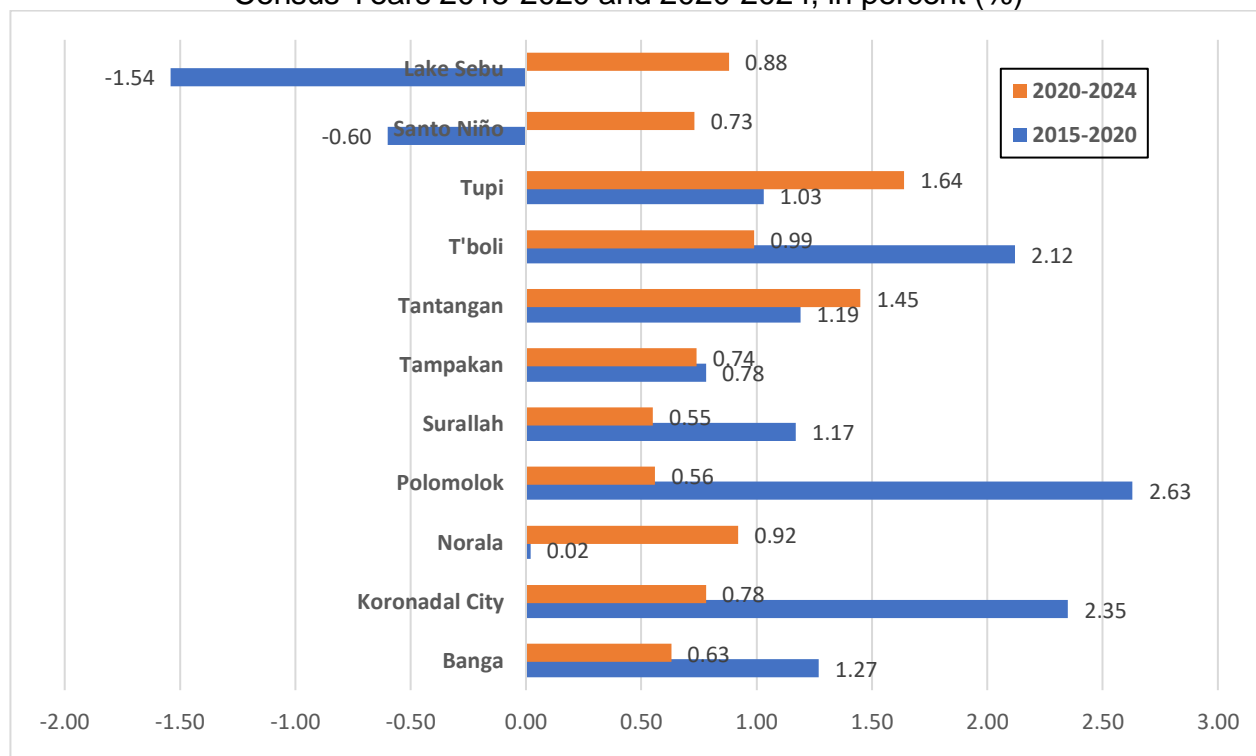
From 2015 to 2024, Tampakan was the 8th fastest-growing municipality in South Cotabato, with an average annual population growth rate of 0.76 percent. In the top 3 were Polomolok (1.66%), Koronadal City (1.62%) and T'boli (1.59%). These three (3) LGUs including Tantangan and T'boli, both with PGRs of 1.31 percent, recorded growth rates within the 1.0% range.

Meanwhile, Lake Sebu was the only municipality to post a negative growth rate, declining at -0.42 percent during the same period.

When comparing annual population growth rates between the periods 2015–2020 and 2020–2024, Tampakan was among the six (6) LGUs that experienced a significant slowdown. Its growth rate dropped from 0.78 percent to 0.74 percent. Similar trends were observed in Koronadal City (from 2.35% to 0.78%), Banga (from 1.27% to 0.63%), Polomolok (from 2.63% to 0.56%), Surallah (from 1.17% to 0.55%), and T'boli (from 2.12% to 0.99%).

These shifts highlighted a general deceleration in population growth across key areas of the province during the latter half of the decade.

Figure 5. Annual Population Growth Rate By City/Municipality, South Cotabato  
Census Years 2015-2020 and 2020-2024, in percent (%)



Source: Philippine Statistics Authority

Table 3. Total Population By Barangay, Tampakan, South Cotabato: Census Year 2024

Barangay	Total Population	Share (%)
<b>TAMPAKAN</b>	<b>42,304</b>	<b>100.0</b>
Poblacion	7,757	18.3
Kipalbig	6,204	14.7
Maltana	4,044	9.6
Santa Cruz	3,147	7.4
Lambayong	2,990	7.1
Lampitak	2,911	6.9
Danlag	2,774	6.6

Barangay	Total Population	Share (%)
Liberty	2,463	5.8
Tablu	2,374	5.6
Buto	2,129	5.0
Pula-bato	2,012	4.8
San Isidro	1,792	4.2
Palo	947	2.2
Albagan	760	1.8

Source: Philippine Statistics Authority

As of 1 July 2024, Poblacion with 7,757 population, was the most populous of the 14 barangays in the municipality accounting for 18.3 percent of Tampakan's total population for the year. All barangays had fewer than 10,000 population.

Conversely, the barangays with the smallest populations were Palo (947) and Albagan (760) with less than 1,000 residents.

Note:

As of 17 July 2025, the following tables are now available at: <https://psa.gov.ph/statistics/population-and-housing>

- 1) Table A- Population and PGR By Region and Province/HUC
- 2) Table B- Population and PGR By Region, Province/HUC and City/Municipality
- 3) Table C- Population By Barangay

Approved for release:



**MA. EILEEN A. BERDEPRADO**

Chief Statistical Specialist

OIC - Provincial Statistical Officer

Philippine Statistics Authority - South Cotabato

