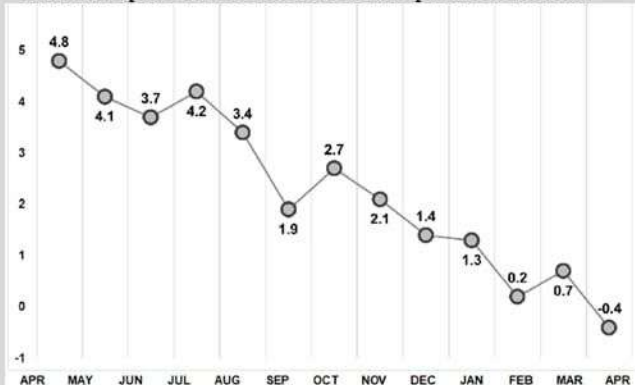


INFLATION RATE, PURCHASING POWER OF PESO AND CONSUMER PRICE INDEX IN COTABATO PROVINCE FOR APRIL 2025 BASE YEAR: 2018=100

Monthly Inflation Rate (IR)

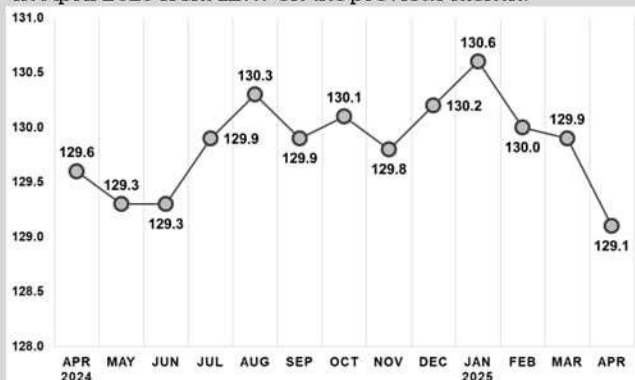
The headline Inflation in Cotabato Province down to -0.4 % in April 2025 from 0.7 % in the previous month.



The Inflation Rate (IR) is the annual rate of change, or the year-on-year change of the CPI expressed in percent. It is interpreted in terms of declining purchasing power of money.

CONSUMER PRICE INDEX (CPI)

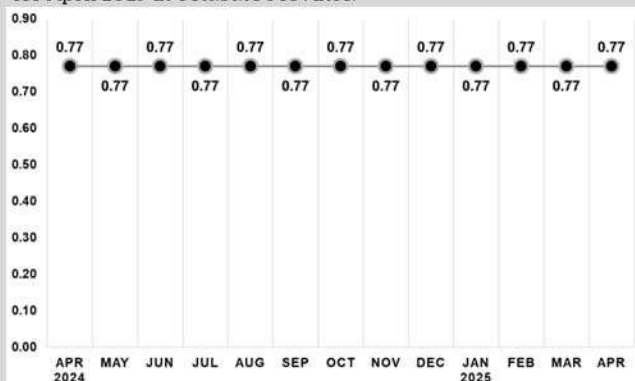
The CPI in Cotabato Province down to 129.1 in April 2025 from 129.9 on the previous month.



This means that if you spent 100 Pesos on goods and services in 2018, the same goods and services will cost you 129.1 pesos in April 2025.

PURCHASING POWER OF PESO (PPP)

Your 1 Peso in 2018 is only worth 0.77 centavos for April 2025 in Cotabato Province.










































The Purchasing Power of Peso (PPP) shows how much the peso in the base period is worth in the current period.

APRIL 2025 CONSUMER PRICE INDEX (CPI),

INFLATION RATE (IR) AND TREND BY COMMODITY GROUP

Comparison of data is base on the previous month

LEGEND: UP TREND:  DOWN TREND:  NO CHANGES: 

	IR	CPI
 FOOD AND NON-ALCOHOLIC BEVERAGES	 -1.0 %	 125.6
 ALCOHOLIC BEVERAGES AND TOBACCO	 2.2 %	 189.4
 CLOTHING AND FOOTWEAR	 0.4 %	 120.0
 HOUSING, WATER, ELECTRICITY, GAS AND OTHER FUELS	 1.5 %	 126.3
 FURNISHINGS, HOUSEHOLD EQUIPMENT AND ROUTINE HOUSEHOLD MAINTENANCE	 0.1 %	 125.1
 HEALTH	 0.1 %	 133.8
 TRANSPORT	 -3.5 %	 136.9
 INFORMATION AND COMMUNICATION	 0.5 %	 105.9
 RECREATION, SPORT AND CULTURE	 0.8 %	 115.3
 EDUCATION SERVICES	 0.3 %	 103.8
 RESTAURANTS AND ACCOMMODATION SERVICES	 0.4 %	 153.7
 FINANCIAL SERVICES	 0.0 %	 146.0
 PERSONAL CARE AND MISCELLANEOUS GOODS AND SERVICES	 1.0 %	 126.2