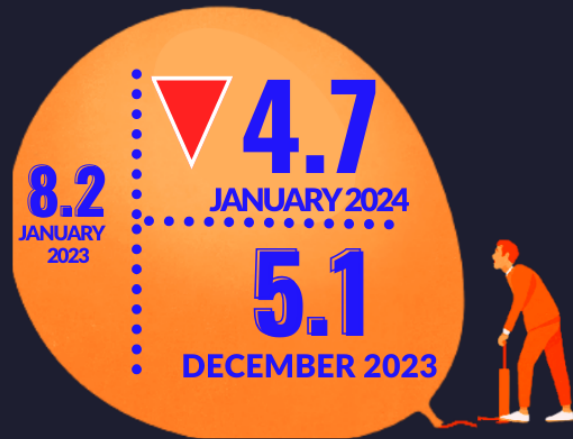
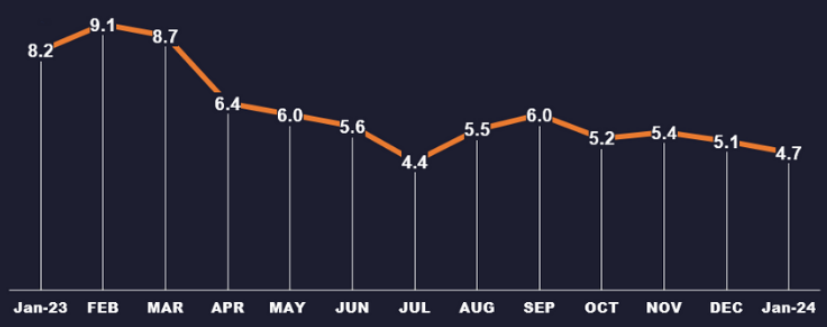


SARANGANI PROVINCE INFLATION RATE FOR ALL INCOME HOUSEHOLDS JANUARY 2024 (2018=100)

INFLATION RATE FOR ALL INCOME HOUSEHOLDS

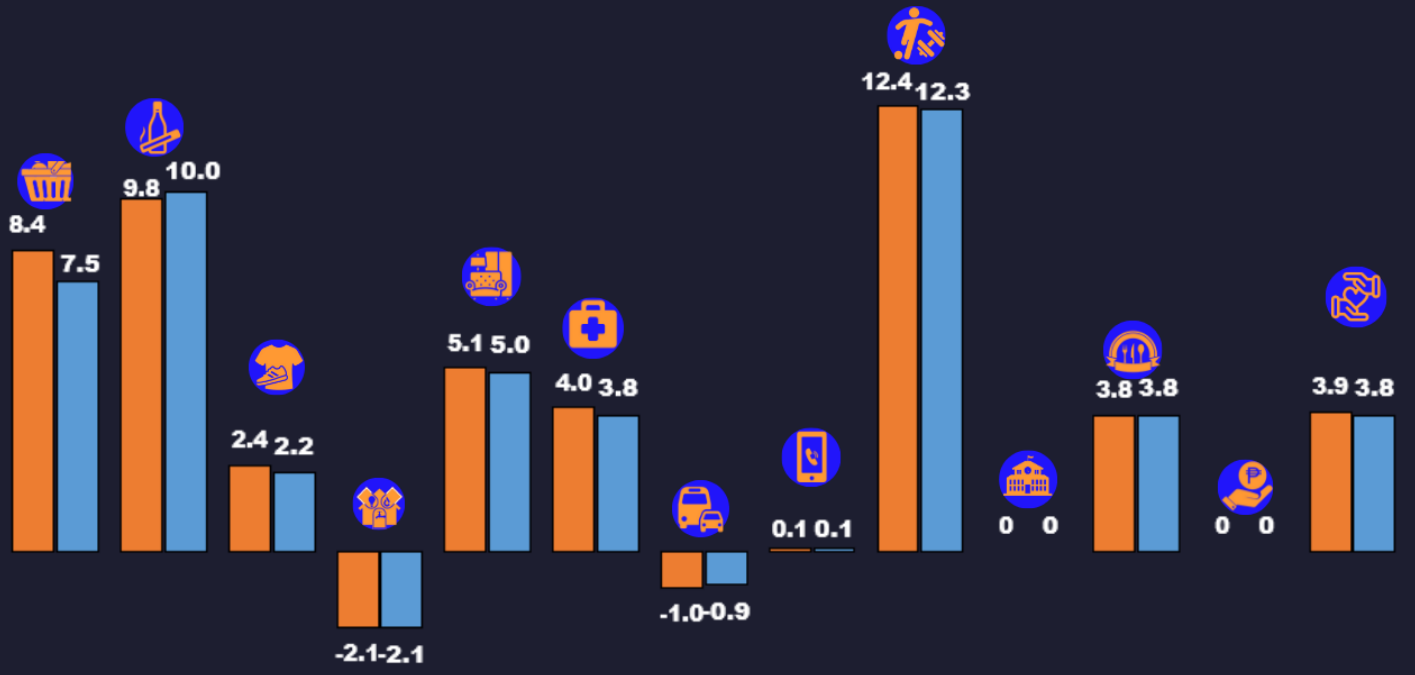


MONTHLY INFLATION RATE IN 2024



INFLATION RATE BY MAJOR COMMODITY GROUP

DECEMBER 2023 JANUARY 2024



▼ Food and Non-Alcoholic Beverages
▲ Alcoholic Beverages and Tobacco
▼ Clothing and Footwear
▬▬ Housing, Water, Electricity, Gas and Other Fuels
▼ Furnishing, Household Equipment and Routine Household Maintenance
▼ Health
▲ Transport
▬▬ Information and Communication
▼ Recreation, Sport and Culture
▬▬ Education Services
▬▬ Restaurants and Accommodation Services
▬▬ Financial Services
▼ Personal Care, and Miscellaneous Goods and Services

Note: ▲ increased relative to DECEMBER 2023 inflation ▼ decreased relative to DECEMBER 2023 inflation ▬▬ same as DECEMBER 2023 inflation

Source: Retail Price Survey of Commodities for the Generation of Consumer Price Index, Philippine Statistics Authority